

SUPERPRESTIGIO DIRTTRACK

17 DICIEMBRE 2016 BARCELONA PALAU SANT JORDI



OPEN

FUSION TEST Results

Rnk	No.	Driver	Nation	Time	T1-G1	T1-G2	T1-G3	T2-G1	T2-G2	T2-G3	Gap	Laps
1	124	BRINDLEY OLIVER		12.084	-	-	12.218	-	-	12.084		28
2	77	CARDUS FERRAN		12.157	-	-	-	-	12.157	-	0.073	13
3	6	BAKER BRAD		12.209	12.276	-	-	12.209	-	-	0.125	23
4	70	OHMORI MASATOSHI		12.222	-	-	-	-	12.222	-	0.138	13
5	4	CHAREYRE THOMAS		12.236	12.435	-	-	12.236	-	-	0.152	22
6	215	SASTRE FERRAN		12.241	-	-	12.263	-	-	12.241	0.157	28
7	181	BORGIOTTI GIANNI		12.347	-	-	12.605	-	-	12.347	0.263	27
8	179	CANO GUILLERMO		12.351	-	-	12.387	-	-	12.351	0.267	27
9	79	PIEDRA JOSEP		12.355	-	-	-	-	12.355	-	0.271	13
10	48	MARZOTTO EMANUELE		12.379	-	-	-	-	12.379	-	0.295	13
11	64	BIDART SYLVAIN		12.380	-	-	-	-	12.380	-	0.296	12
12	30	BIRTWISTLE ALAN		12.384	12.674	-	-	12.384	-	-	0.300	27
13	10	CECCHINI FRANCESCO		12.409	12.409	-	-	12.526	-	-	0.325	23
14	72	GELADA GENIS		12.429	-	-	-	-	12.429	-	0.345	11
15	17	BAILO GERARD		12.430	12.526	-	-	12.430	-	-	0.346	25
16	121	NOGUERA JOAN		12.433	-	-	12.711	-	-	12.433	0.349	27
17	213	GAYA JAUME		12.456	-	-	12.575	-	-	12.456	0.372	27
18	38	PICKERING GEORGE		12.480	13.026	-	-	12.480	-	-	0.396	26
19	34	CASAS JORDI		12.520	12.588	-	-	12.520	-	-	0.436	25
20	20	HALES TOBY		12.542	12.837	-	-	12.542	-	-	0.458	26
21	971	EDWARDS TOM		12.556	-	-	12.710	-	-	12.556	0.472	26
Not Classified												
	66	LINDGREN FREDRIK			-	-	-	-	No Time	-		
	87	MENA ORIOL			-	-	-	-	No Time	-		



SUPERPRESTIGIO DIRTTRACK

17 DICIEMBRE 2016 BARCELONA PALAU SANT JORDI



OPEN

TEST 1 GR. 1 (T1-G1) Clasificación

Rnk	No.	Driver	Nation	Time	In Lap	Laps	Gap	Interv.	Speed
1	6	BRAD BAKER		12.276	14	14			58,65
2	10	FRANCESCO CECCHINI		12.409	12	13	0.133	0.133	58,02
3	4	THOMAS CHAREYRE		12.435	12	13	0.159	0.026	57,90
4	17	GERARD BAILO		12.526	6	12	0.250	0.091	57,48
5	34	JORDI CASAS		12.588	12	12	0.312	0.062	57,19
6	30	ALAN BIRTWISTLE		12.674	13	13	0.398	0.086	56,80
7	20	TOBY HALES		12.837	12	13	0.561	0.163	56,08
8	38	GEORGE PICKERING		13.026	12	13	0.750	0.189	55,27

Start Time : 16/12 - 18:31:54

Best Lap : No.6 BAKER BRAD

12.276 58,65 Kph

DTX-BCN 2016 16-17/12/2016

Cronosystem sport-Timing www.cronosystem.es

Apex Timing



SUPERPRESTIGIO DIRTTRACK

17 DICIEMBRE 2016 BARCELONA PALAU SANT JORDI



OPEN

TEST 1 GR. 1 (T1-G1)
Analysis

For information purposes. No official / regulatory value

Laps	Lap Time	Laps	Lap Time	Laps	Lap Time
No.4 CHAREYRE THOMAS		8	12.775	4	12.957
1	13.788	9	14.011	5	12.871
2	14.728	10	12.983	6	13.166
3	12.912	11	12.540	7	12.850
4	12.797	12	12.409	8	12.800
5	12.599	13	12.421	9	13.797
6	19.251	No.17 BAILO GERARD		10	13.482
7	12.863	1	13.005	11	12.916
8	12.815	2	12.772	12	12.862
9	15.537	3	13.378	13	12.674
10	12.675	4	12.572	No.34 CASAS JORDI	
11	12.518	5	12.565	1	13.728
12	12.435	6	12.526	2	13.718
13	14.346	7	13.744	3	13.127
No.6 BAKER BRAD		8	12.646	4	13.001
1	13.015	9	30.327	5	13.069
2	12.766	10	12.661	6	12.863
3	12.628	11	12.576	7	15.071
4	12.539	12	14.159	8	17.343
5	12.549	No.20 HALES TOBY		9	13.036
6	12.429	1	13.972	10	13.115
7	12.422	2	13.485	11	12.717
8	12.374	3	13.156	12	12.588
9	12.452	4	13.084	No.38 PICKERING GEORGE	
10	12.326	5	13.176	1	13.601
11	12.358	6	12.994	2	13.345
12	12.401	7	13.241	3	13.442
13	12.312	8	13.077	4	13.361
14	12.276	9	13.565	5	13.076
No.10 CECCHINI FRANCESCO		10	13.206	6	13.076
1	13.218	11	13.099	7	13.064
2	12.977	12	12.837	8	13.079
3	13.149	13	12.895	9	13.902
4	13.137	No.30 BIRTWISTLE ALAN		10	13.035
5	12.619	1	13.808	11	13.060
6	12.794	2	13.646	12	13.026
7	12.663	3	13.070	13	13.311

DTX-BCN 2016 16-17/12/2016

Cronosystem sport-Timing www.cronosystem.es

Apex Timing



SUPERPRESTIGIO DIRTTRACK

17 DICIEMBRE 2016 BARCELONA PALAU SANT JORDI

OPEN

TEST 1 GR. 2 (T1-G2)
Clasificación

Subject to scrutineering & sporting investigations

Rnk	No. Driver	Nation	Time	In Lap	Laps	Gap	Interv.	Speed
-----	------------	--------	------	--------	------	-----	---------	-------

DTX-BCN 2016 16-17/12/2016

Cronosystem sport-Timing www.cronosystem.es

Apex Timing



SUPERPRESTIGIO DIRTTRACK

17 DICIEMBRE 2016 BARCELONA PALAU SANT JORDI

OPEN

**TEST 1 GR. 2 (T1-G2)
Analysis**

For information purposes. No official / regulatory value

Laps

Lap Time

DTX-BCN 2016 16-17/12/2016

Cronosystem sport-Timing www.cronosystem.es

Apex Timing



SUPERPRESTIGIO DIRTTRACK

17 DICIEMBRE 2016 BARCELONA PALAU SANT JORDI

OPEN

TEST 1 GR. 3 (T1-G3) Clasificación

Rnk	No.	Driver	Nation	Time	In Lap	Laps	Gap	Interv.	Speed
1	124	OLIVER BRINDLEY		12.218	12	14			58,92
2	215	FERRAN SASTRE		12.263	11	14	0.045	0.045	58,71
3	179	GUILLERMO CANO		12.387	5	14	0.169	0.124	58,12
4	213	JAUME GAYA		12.575	8	14	0.357	0.188	57,25
5	181	GIANNI BORGIOTTI		12.605	6	14	0.387	0.030	57,12
6	971	TOM EDWARDS		12.710	5	13	0.492	0.105	56,64
7	121	JOAN NOGUERA		12.711	12	14	0.493	0.001	56,64

Start Time : 16/12 - 18:39:37

Best Lap : No.124 BRINDLEY OLIVER

12.218 58,92 Kph

DTX-BCN 2016 16-17/12/2016

Cronosystem sport-Timing www.cronosystem.es

Apex Timing 

SUPERPRESTIGIO DIRTTRACK

17 DICIEMBRE 2016 BARCELONA PALAU SANT JORDI



OPEN

TEST 1 GR. 3 (T1-G3)
Analysis

For information purposes. No official / regulatory value

Laps	Lap Time	Laps	Lap Time	Laps	Lap Time
No.121 NOGUERA JOAN		7	12.757	No.215 SASTRE FERRAN	
1	13.721	8	12.395	1	13.030
2	13.041	9	12.543	2	12.526
3	13.918	10	12.474	3	12.545
4	12.788	11	12.426	4	12.549
5	12.785	12	12.442	5	14.515
6	12.855	13	12.629	6	12.682
7	13.562	14	16.092	7	12.552
8	13.181	No.181 BORGIOTTI GIANNI		8	12.497
9	13.593	1	14.076	9	12.419
10	13.209	2	12.952	10	12.409
11	12.828	3	12.838	11	12.263
12	12.711	4	13.351	12	12.331
13	13.698	5	12.607	13	12.295
14	13.657	6	12.605	14	12.400
No.124 BRINDLEY OLIVER		7	13.733	No.971 EDWARDS TOM	
1	12.772	8	12.853	1	13.622
2	12.806	9	13.591	2	13.036
3	12.571	10	13.102	3	13.348
4	12.440	11	14.491	4	12.993
5	12.422	12	13.297	5	12.710
6	12.379	13	12.683	6	12.837
7	12.274	14	14.225	7	13.199
8	12.385	No.213 GAYA JAUME		8	13.370
9	12.412	1	13.170	9	13.094
10	12.434	2	13.438	10	13.095
11	12.600	3	12.592	11	13.037
12	12.218	4	12.586	12	13.115
13	12.335	5	12.613	13	13.677
14	12.599	6	17.043		
No.179 CANO GUILLERMO		7	15.834		
1	13.063	8	12.575		
2	12.564	9	12.636		
3	12.488	10	12.798		
4	12.562	11	12.715		
5	12.387	12	12.706		
6	12.809	13	12.663		
		14	14.031		

DTX-BCN 2016 16-17/12/2016

Cronosystem sport-Timing www.cronosystem.es

Apex Timing



SUPERPRESTIGIO DIRTTRACK

17 DICIEMBRE 2016 BARCELONA PALAU SANT JORDI



OPEN

TEST 2 GR. 1 (T2-G1) Clasificación

Rnk	No.	Driver	Nation	Time	In Lap	Laps	Gap	Interv.	Speed
1	6	BRAD BAKER		12.209	2	9			58,97
2	4	THOMAS CHAREYRE		12.236	5	9	0.027	0.027	58,84
3	30	ALAN BIRTWISTLE		12.384	10	14	0.175	0.148	58,13
4	17	GERARD BAILO		12.430	3	13	0.221	0.046	57,92
5	38	GEORGE PICKERING		12.480	11	13	0.271	0.050	57,69
6	34	JORDI CASAS		12.520	2	13	0.311	0.040	57,50
7	10	FRANCESCO CECCHINI		12.526	8	10	0.317	0.006	57,48
8	20	TOBY HALES		12.542	2	13	0.333	0.016	57,40

Start Time : 16/12 - 18:55:16

Best Lap : No.6 BAKER BRAD

12.209 58,97 Kph

DTX-BCN 2016 16-17/12/2016

Cronosystem sport-Timing www.cronosystem.es

Apex Timing



SUPERPRESTIGIO DIRTTRACK

17 DICIEMBRE 2016 BARCELONA PALAU SANT JORDI



OPEN

TEST 2 GR. 1 (T2-G1)
Analysis

For information purposes. No official / regulatory value

Laps	Lap Time	Laps	Lap Time	Laps	Lap Time
No.4 CHAREYRE THOMAS		6	12.501	No.34 CASAS JORDI	
1	12.268	7	13.498	1	12.926
2	12.274	8	16.508	2	12.520
3	14.225	9	12.590	3	12.530
4	12.434	10	12.705	4	13.509
5	12.236	11	13.643	5	14.502
6	12.362	12	12.905	6	13.255
7	14.658	13	14.045	7	13.895
8	12.427	No.20 HALES TOBY		8	12.623
9	12.260	1	12.979	9	12.554
No.6 BAKER BRAD		2	12.542	10	13.386
1	12.290	3	12.596	11	14.088
2	12.209	4	12.591	12	14.173
3	12.246	5	12.757	13	12.655
4	12.319	6	13.012	No.38 PICKERING GEORGE	
5	12.389	7	12.702	1	14.531
6	12.372	8	12.664	2	12.975
7	12.569	9	12.723	3	12.747
8	12.397	10	12.614	4	12.683
9	12.543	11	12.833	5	12.727
No.10 CECCHINI FRANCESCO		12	12.591	6	12.867
1	12.655	13	12.739	7	12.746
2	12.688	No.30 BIRTWISTLE ALAN		8	12.555
3	12.677	1	12.892	9	12.551
4	12.894	2	12.714	10	12.490
5	12.646	3	12.608	11	12.480
6	12.717	4	12.464	12	12.668
7	12.563	5	12.569	13	13.134
8	12.526	6	12.511		
9	12.631	7	12.396		
10	13.036	8	12.501		
No.17 BAILO GERARD		9	12.478		
1	12.615	10	12.384		
2	13.263	11	12.432		
3	12.430	12	12.528		
4	12.595	13	12.532		
5	13.394	14	12.602		

DTX-BCN 2016 16-17/12/2016

Cronosystem sport-Timing www.cronosystem.es

Apex Timing



SUPERPRESTIGIO DIRTTRACK

17 DICIEMBRE 2016 BARCELONA PALAU SANT JORDI



OPEN

TEST 2 GR. 2 (T2-G2)
Clasificación

Rnk	No.	Driver	Nation	Time	In Lap	Laps	Gap	Interv.	Speed
1	77	FERRAN CARDUS		12.157	2	13			59,22
2	70	MASATOSHI OHMORI		12.222	5	13	0.065	0.065	58,91
3	79	JOSEP PIEDRA		12.355	11	13	0.198	0.133	58,27
4	48	EMANUELE MARZOTTO		12.379	3	13	0.222	0.024	58,16
5	64	SYLVAIN BIDART		12.380	11	12	0.223	0.001	58,15
6	72	GENIS GELADA		12.429	8	11	0.272	0.049	57,92

Not Classified

	66	FREDRIK LINDGREN		No Time					
	87	ORIOL MENA		No Time					

Start Time : 16/12 - 18:59:06

Best Lap : No.77 CARDUS FERRAN 12.157 59,22 Kph

DTX-BCN 2016 16-17/12/2016

Cronosystem sport-Timing www.cronosystem.es

Apex Timing



SUPERPRESTIGIO DIRTTRACK

17 DICIEMBRE 2016 BARCELONA PALAU SANT JORDI



OPEN

TEST 2 GR. 2 (T2-G2)
Analysis

For information purposes. No official / regulatory value

Laps	Lap Time	Laps	Lap Time	Laps	Lap Time
No.48 MARZOTTO EMANUELE		10	12.266	7	12.432
1	12.457	11	14.507	8	12.567
2	12.959	12	14.333	9	19.153
3	12.379	13	13.830	10	14.150
4	12.453	No.72 GELADA GENIS		11	12.355
5	13.453	1	12.766	12	12.492
6	14.440	2	12.527	13	12.774
7	12.444	3	12.963		
8	12.552	4	12.629		
9	12.461	5	12.562		
10	14.850	6	12.542		
11	12.436	7	12.650		
12	12.439	8	12.429		
13	14.359	9	12.706		
No.64 BIDART SYLVAIN		10	13.480		
1	12.641	11	12.706		
2	18.268	No.77 CARDUS FERRAN			
3	16.047	1	12.423		
4	12.528	2	12.157		
5	12.953	3	12.176		
6	12.412	4	12.277		
7	18.464	5	12.532		
8	12.442	6	18.688		
9	13.237	7	12.482		
10	13.686	8	12.682		
11	12.380	9	12.661		
12	12.606	10	19.834		
No.70 OHMORI MASATOSHI		11	13.930		
1	13.842	12	12.591		
2	12.638	13	12.657		
3	12.253	No.79 PIEDRA JOSEP			
4	12.273	1	12.652		
5	12.222	2	12.658		
6	12.642	3	12.845		
7	12.297	4	12.387		
8	12.328	5	12.510		
9	12.274	6	17.731		

DTX-BCN 2016 16-17/12/2016

Cronosystem sport-Timing www.cronosystem.es

Apex Timing



SUPERPRESTIGIO DIRTTRACK

17 DICIEMBRE 2016 BARCELONA PALAU SANT JORDI



OPEN

TEST 2 GR. 3 (T2-G3) Clasificación

Rnk	No.	Driver	Nation	Time	In Lap	Laps	Gap	Interv.	Speed
1	124	OLIVER BRINDLEY		12.084	5	14			59,58
2	215	FERRAN SASTRE		12.241	5	14	0.157	0.157	58,81
3	181	GIANNI BORGIOTTI		12.347	12	13	0.263	0.106	58,31
4	179	GUILLERMO CANO		12.351	4	13	0.267	0.004	58,29
5	121	JOAN NOGUERA		12.433	2	13	0.349	0.082	57,91
6	213	JAUME GAYA		12.456	7	13	0.372	0.023	57,80
7	971	TOM EDWARDS		12.556	9	13	0.472	0.100	57,34

Start Time : 16/12 - 19:02:57

Best Lap : No.124 BRINDLEY OLIVER

12.084 59,58 Kph

DTX-BCN 2016 16-17/12/2016

Cronosystem sport-Timing www.cronosystem.es

Apex Timing



SUPERPRESTIGIO DIRTTRACK

17 DICIEMBRE 2016 BARCELONA PALAU SANT JORDI



OPEN

TEST 2 GR. 3 (T2-G3)
Analysis

For information purposes. No official / regulatory value

Laps	Lap Time	Laps	Lap Time	Laps	Lap Time
No.121 NOGUERA JOAN		8	12.517	3	12.304
1	15.261	9	15.102	4	12.267
2	12.433	10	16.991	5	12.241
3	12.606	11	12.494	6	12.657
4	13.763	12	12.445	7	14.543
5	13.539	13	13.069	8	12.316
6	12.805	No.181 BORGOTTI GIANNI		9	12.280
7	12.645	1	14.173	10	12.296
8	14.217	2	13.749	11	12.486
9	13.315	3	14.910	12	12.407
10	12.698	4	12.522	13	12.484
11	12.441	5	12.823	14	12.791
12	12.694	6	12.943	No.971 EDWARDS TOM	
13	13.799	7	16.406	1	13.038
No.124 BRINDLEY OLIVER		8	12.470	2	12.577
1	12.367	9	13.504	3	12.695
2	12.202	10	13.662	4	13.394
3	12.132	11	12.653	5	12.894
4	12.145	12	12.347	6	14.651
5	12.084	13	12.950	7	15.656
6	12.310	No.213 GAYA JAUME		8	12.715
7	12.236	1	12.694	9	12.556
8	12.396	2	12.470	10	15.534
9	12.309	3	12.497	11	14.968
10	12.343	4	12.578	12	13.002
11	15.412	5	19.693	13	13.062
12	12.404	6	15.472		
13	12.269	7	12.456		
14	12.433	8	12.643		
No.179 CANO GUILLERMO		9	12.791		
1	12.768	10	16.022		
2	14.315	11	12.778		
3	12.535	12	13.095		
4	12.351	13	14.116		
5	12.465	No.215 SASTRE FERRAN			
6	12.487	1	12.298		
7	12.799	2	12.280		

DTX-BCN 2016 16-17/12/2016

Cronosystem sport-Timing www.cronosystem.es

Apex Timing



SUPERPRESTIGIO DIRTTRACK

17 DICIEMBRE 2016 BARCELONA PALAU SANT JORDI



OPEN

FREE PRACTICE 1 GR. 1 (FP1-1)
Clasificación

Document 1

Rnk	No.	Driver	Nation	Time	In Lap	Laps	Gap	Interv.	Speed
1	6	BRAD BAKER		12.006	15	18			59,97
2	4	THOMAS CHAREYRE		12.258	16	16	0.252	0.252	58,73
3	17	GERARD BAILO		12.277	15	16	0.271	0.019	58,64
4	10	FRANCESCO CECCHINI		12.368	11	17	0.362	0.091	58,21
5	38	GEORGE PICKERING		12.381	18	18	0.375	0.013	58,15
6	34	JORDI CASAS		12.480	13	17	0.474	0.099	57,69
7	30	ALAN BIRTWISTLE		12.487	16	18	0.481	0.007	57,65
8	20	TOBY HALES		12.570	15	18	0.564	0.083	57,27

Start Time : 17/12 - 11:00:36

Best Lap : No.6 BAKER BRAD

12.006 59,97 Kph

DTX-BCN 2016 16-17/12/2016

Cronosystem sport-Timing www.cronosystem.es

Apex Timing



SUPERPRESTIGIO DIRTTRACK

17 DICIEMBRE 2016 BARCELONA PALAU SANT JORDI



OPEN

FREE PRACTICE 1 GR. 1 (FP1-1) Analysis

For information purposes. No official / regulatory value

Laps	Lap Time	Laps	Lap Time	Laps	Lap Time
No.4 CHAREYRE THOMAS		No.10 CECCHINI FRANCESCO		No.2	
1	14.319	1	13.701	3	13.235
2	14.083	2	13.107	4	13.257
3	13.532	3	13.203	5	13.204
4	19.743	4	13.615	6	13.101
5	13.224	5	13.422	7	12.976
6	12.670	6	12.533	8	12.826
7	18.267	7	12.534	9	12.954
8	13.144	8	12.467	10	12.784
9	12.677	9	12.699	11	12.777
10	12.393	10	12.496	12	12.742
11	15.071	11	12.368	13	12.721
12	12.362	12	12.390	14	12.930
13	12.589	13	14.478	15	12.570
14	15.420	14	14.220	16	12.959
15	12.370	15	12.430	17	12.593
16	12.258	16	12.384	18	12.592
No.6 BAKER BRAD		No.17 BAILO GERARD		No.30 BIRTWISTLE ALAN	
1	13.027	1	13.410	1	14.021
2	12.756	2	41.393	2	13.532
3	12.501	3	13.146	3	13.313
4	12.464	4	12.828	4	13.337
5	12.548	5	12.668	5	13.035
6	12.269	6	13.637	6	12.871
7	12.303	7	12.546	7	13.413
8	12.334	8	12.389	8	12.885
9	12.164	9	14.232	9	12.810
10	12.291	10	12.377	10	12.830
11	12.062	11	12.560	11	12.693
12	12.150	12	12.482	12	12.712
13	12.247	13	12.999	13	12.658
14	12.119	14	12.988	14	12.543
15	12.006	15	12.277	15	12.563
16	12.104	16	15.358	16	12.487
17	12.030	No.20 HALES TOBY		17	12.734
18	12.076	1	14.167	18	12.537

DTX-BCN 2016 16-17/12/2016

Cronosystem sport-Timing www.cronosystem.es

Apex Timing



SUPERPRESTIGIO DIRTTRACK

17 DICIEMBRE 2016 BARCELONA PALAU SANT JORDI

OPEN

FREE PRACTICE 1 GR. 1 (FP1-1)
Analysis

For information purposes. No official / regulatory value

Laps Lap Time

No.34 CASAS JORDI

1	15.724
2	13.383
3	13.758
4	12.910
5	13.905
6	15.645
7	12.844
8	12.677
9	13.449
10	12.668
11	12.659
12	15.164
13	12.480
14	12.521
15	12.556
16	12.554
17	19.370

No.38 PICKERING GEORGE

1	13.649
2	13.147
3	12.973
4	12.907
5	12.757
6	12.899
7	12.667
8	12.785
9	12.547
10	12.532
11	12.654
12	12.654
13	12.761
14	14.413
15	12.494
16	12.468
17	12.427
18	12.381

DTX-BCN 2016 16-17/12/2016

Cronosystem sport-Timing www.cronosystem.es

Apex Timing

SUPERPRESTIGIO DIRTTRACK

17 DICIEMBRE 2016 BARCELONA PALAU SANT JORDI



OPEN

FREE PRACTICE 1 GR. 2 (FP1-2)
Clasificación

Document 2

Rnk	No.	Driver	Nation	Time	In Lap	Laps	Gap	Interv.	Speed
1	77	FERRAN CARDUS		12.138	5	17			59,31
2	70	MASATOSHI OHMORI		12.194	13	19	0.056	0.056	59,04
3	48	EMANUELE MARZOTTO		12.228	12	17	0.090	0.034	58,88
4	64	SYLVAIN BIDART		12.443	15	16	0.305	0.215	57,86
5	72	GENIS GELADA		12.504	16	18	0.366	0.061	57,58
6	66	FREDRIK LINDGREN		12.548	8	15	0.410	0.044	57,37
7	79	JOSEP PIEDRA		12.579	12	17	0.441	0.031	57,23

Start Time : 17/12 - 11:06:08

Best Lap : No.77 CARDUS FERRAN 12.138 59,31 Kph

DTX-BCN 2016 16-17/12/2016

Cronosystem sport-Timing www.cronosystem.es

Apex Timing



SUPERPRESTIGIO DIRTTRACK

17 DICIEMBRE 2016 BARCELONA PALAU SANT JORDI



OPEN

FREE PRACTICE 1 GR. 2 (FP1-2) Analysis

For information purposes. No official / regulatory value

Laps	Lap Time	Laps	Lap Time	Laps	Lap Time
No.48 MARZOTTO EMANUELE		2	14.709	4	12.851
1	13.061	3	12.608	5	12.792
2	12.758	4	12.643	6	13.744
3	12.515	5	12.914	7	12.600
4	13.577	6	21.549	8	12.947
5	12.367	7	12.607	9	13.375
6	12.384	8	12.548	10	19.368
7	13.053	9	12.866	11	13.110
8	21.266	10	13.129	12	12.580
9	12.480	11	25.410	13	12.894
10	12.266	12	24.130	14	12.630
11	12.284	13	12.625	15	12.642
12	12.228	14	12.588	16	12.504
13	16.689	15	12.588	17	12.557
14	16.257	No.70 OHMORI MASATOSHI		18	12.575
15	12.368	1	12.684	No.77 CARDUS FERRAN	
16	12.291	2	12.500	1	12.875
17	16.040	3	12.330	2	12.291
No.64 BIDART SYLVAIN		4	12.530	3	12.199
1	13.220	5	12.324	4	12.146
2	13.055	6	12.385	5	12.138
3	19.107	7	12.295	6	12.183
4	12.813	8	12.300	7	13.246
5	12.637	9	12.215	8	24.527
6	15.889	10	12.305	9	12.235
7	20.031	11	12.315	10	12.980
8	12.597	12	13.568	11	13.048
9	12.560	13	12.194	12	12.443
10	19.320	14	12.261	13	12.632
11	12.631	15	15.621	14	13.065
12	12.531	16	12.559	15	19.570
13	12.525	17	12.412	16	12.574
14	13.693	18	12.536	17	26.408
15	12.443	19	12.728	No.79 PIEDRA JOSEP	
16	12.609	No.72 GELADA GENIS		1	12.926
No.66 LINDGREN FREDRIK		1	13.453	2	12.758
1	13.166	2	13.038	3	20.048
		3	12.768	4	13.016

DTX-BCN 2016 16-17/12/2016

Cronosystem sport-Timing www.cronosystem.es

Apex Timing



SUPERPRESTIGIO DIRTTRACK

17 DICIEMBRE 2016 BARCELONA PALAU SANT JORDI

OPEN

FREE PRACTICE 1 GR. 2 (FP1-2)
Analysis

For information purposes. No official / regulatory value

Laps	Lap Time
5	12.617
6	13.912
7	16.888
8	12.694
9	13.009
10	16.331
11	12.746
12	12.579
13	12.686
14	12.580
15	13.375
16	18.198
17	12.812

DTX-BCN 2016 16-17/12/2016

Cronosystem sport-Timing www.cronosystem.es

Apex Timing 





SUPERPRESTIGIO DIRTTRACK

17 DICIEMBRE 2016 BARCELONA PALAU SANT JORDI

OPEN

FREE PRACTICE 1 GR. 3 (FP1-3)
Clasificación

Document 3

Rnk	No.	Driver	Nation	Time	In Lap	Laps	Gap	Interv.	Speed
1	124	OLIVER BRINDLEY		12.102	19	19			59,49
2	215	FERRAN SASTRE		12.103	14	18	0.001	0.001	59,48
3	181	GIANNI BORGIOTTI		12.278	16	17	0.176	0.175	58,64
4	179	GUILLERMO CANO		12.335	5	19	0.233	0.057	58,37
5	213	JAUME GAYA		12.431	9	18	0.329	0.096	57,91
6	121	JOAN NOGUERA		12.442	9	16	0.340	0.011	57,86
7	971	TOM EDWARDS		12.528	6	18	0.426	0.086	57,47

Start Time : 17/12 - 11:11:04

Best Lap : No.124 BRINDLEY OLIVER

12.102 59,49 Kph

DTX-BCN 2016 16-17/12/2016

Cronosystem sport-Timing www.cronosystem.es

Apex Timing 

SUPERPRESTIGIO DIRTTRACK

17 DICIEMBRE 2016 BARCELONA PALAU SANT JORDI



OPEN

FREE PRACTICE 1 GR. 3 (FP1-3) Analysis

For information purposes. No official / regulatory value

Laps	Lap Time	Laps	Lap Time	Laps	Lap Time
No.121 NOGUERA JOAN		No.179 CANO GUILLERMO		No.213 GAYA JAUME	
1	17.585	1	12.920	1	13.390
2	34.516	2	12.486	2	12.724
3	17.344	3	13.095	3	14.037
4	13.395	4	12.670	4	17.134
5	13.499	5	12.335	5	12.915
6	16.955	6	12.348	6	12.507
7	12.695	7	12.690	7	13.226
8	12.759	8	12.503	8	12.796
9	12.442	9	12.348	9	12.431
10	12.669	10	12.392	10	12.613
11	12.611	11	12.386	11	12.554
12	12.455	12	12.504	12	16.412
13	12.969	13	13.071	13	15.555
14	13.324	14	12.593	14	12.501
15	13.172	15	12.349	15	12.627
16	13.420	16	12.416	16	12.913
		17	12.909	17	12.832
		18	12.367	18	16.470
		19	12.420		
No.124 BRINDLEY OLIVER		No.181 BORGOTTI GIANNI		No.215 SASTRE FERRAN	
1	12.969	1	13.428	1	13.345
2	12.513	2	12.835	2	12.577
3	12.608	3	14.926	3	12.844
4	12.482	4	14.985	4	12.569
5	12.429	5	15.481	5	13.557
6	12.372	6	12.672	6	12.381
7	12.491	7	12.444	7	12.363
8	12.264	8	12.701	8	12.386
9	12.180	9	15.233	9	12.377
10	12.238	10	12.777	10	12.249
11	12.264	11	12.626	11	13.592
12	12.274	12	12.626	12	15.313
13	12.353	13	16.866	13	12.964
14	13.105	14	16.123	14	12.103
15	12.160	15	12.373	15	14.988
16	12.694	16	12.278	16	12.955
17	12.151	17	13.017	17	12.276
18	12.261			18	16.748
19	12.102				

DTX-BCN 2016 16-17/12/2016

Cronosystem sport-Timing www.cronosystem.es

Apex Timing



SUPERPRESTIGIO DIRTTRACK

17 DICIEMBRE 2016 BARCELONA PALAU SANT JORDI

OPEN

FREE PRACTICE 1 GR. 3 (FP1-3)
Analysis

For information purposes. No official / regulatory value

Laps Lap Time

No.971 EDWARDS TOM

1	13.114
2	12.751
3	13.784
4	12.607
5	13.070
6	12.528
7	13.902
8	13.151
9	12.580
10	12.787
11	12.940
12	14.736
13	15.465
14	12.688
15	12.701
16	13.682
17	12.587
18	12.540

DTX-BCN 2016 16-17/12/2016

Cronosystem sport-Timing www.cronosystem.es

Apex Timing

SUPERPRESTIGIO DIRTTRACK

17 DICIEMBRE 2016 BARCELONA PALAU SANT JORDI



OPEN

FREE PRACTICE 2 GR. 1 (FP2-1)
Clasificación

Document 4

Rnk	No.	Driver	Nation	Time	In Lap	Laps	Gap	Interv.	Speed
1	4	THOMAS CHAREYRE		11.990	12	17			60,05
2	6	BRAD BAKER		12.097	5	19	0.107	0.107	59,51
3	10	FRANCESCO CECCHINI		12.176	4	17	0.186	0.079	59,13
4	17	GERARD BAILO		12.196	4	18	0.206	0.020	59,03
5	34	JORDI CASAS		12.264	7	17	0.274	0.068	58,70
6	38	GEORGE PICKERING		12.346	7	18	0.356	0.082	58,31
7	20	TOBY HALES		12.359	10	18	0.369	0.013	58,25
8	30	ALAN BIRTWISTLE		12.417	10	18	0.427	0.058	57,98

Start Time : 17/12 - 11:50:30

Best Lap : No.4 CHAREYRE THOMAS

11.990 60,05 Kph

DTX-BCN 2016 16-17/12/2016

Cronosystem sport-Timing www.cronosystem.es

Apex Timing



SUPERPRESTIGIO DIRTTRACK

17 DICIEMBRE 2016 BARCELONA PALAU SANT JORDI



OPEN

FREE PRACTICE 2 GR. 1 (FP2-1) Analysis

For information purposes. No official / regulatory value

Laps	Lap Time	Laps	Lap Time	Laps	Lap Time
No.4 CHAREYRE THOMAS		No.10 CECCHINI FRANCESCO		No.20 HALES TOBY	
1	14.290	1	13.423	1	13.191
2	12.686	2	12.473	2	12.771
3	12.329	3	12.297	3	12.756
4	12.152	4	12.176	4	12.778
5	18.022	5	12.302	5	12.557
6	13.679	6	12.551	6	12.458
7	12.170	7	13.649	7	12.444
8	12.150	8	12.536	8	12.702
9	12.094	9	12.842	9	12.902
10	13.621	10	13.699	10	12.359
11	12.599	11	18.722	11	12.815
12	11.990	12	14.479	12	12.709
13	19.867	13	13.054	13	12.681
14	15.665	14	13.040	14	12.856
15	12.069	15	15.127	15	12.754
16	12.174	16	14.001	16	13.031
17	17.183	17	13.568	17	12.617
No.6 BAKER BRAD		No.17 BAILO GERARD		No.30 BIRTWISTLE ALAN	
1	12.776	1	14.226	1	13.266
2	12.591	2	13.803	2	12.878
3	12.316	3	12.231	3	13.073
4	12.187	4	12.196	4	12.650
5	12.097	5	12.261	5	12.620
6	12.212	6	12.955	6	12.549
7	12.107	7	12.271	7	12.437
8	12.176	8	12.308	8	12.568
9	12.125	9	14.446	9	12.508
10	12.121	10	12.444	10	12.417
11	12.138	11	13.982	11	12.539
12	12.127	12	12.845	12	12.646
13	12.135	13	12.547	13	12.761
14	12.600	14	14.684	14	14.334
15	14.233	15	12.758	15	12.773
16	12.281	16	12.952	16	13.414
17	12.155	17	12.964	17	12.482
18	12.330	18	17.250	18	12.685
19	12.339				

DTX-BCN 2016 16-17/12/2016

Cronosystem sport-Timing www.cronosystem.es

Apex Timing



SUPERPRESTIGIO DIRTTRACK

17 DICIEMBRE 2016 BARCELONA PALAU SANT JORDI

OPEN

FREE PRACTICE 2 GR. 1 (FP2-1)
Analysis

For information purposes. No official / regulatory value

Laps Lap Time

No.34 CASAS JORDI

1	15.101
2	12.763
3	12.544
4	13.918
5	15.109
6	12.416
7	12.264
8	14.682
9	14.021
10	12.798
11	16.745
12	14.454
13	12.411
14	12.418
15	12.510
16	12.462
17	12.502

No.38 PICKERING GEORGE

1	13.563
2	12.813
3	12.772
4	12.576
5	12.501
6	12.526
7	12.346
8	12.403
9	12.590
10	12.504
11	13.570
12	12.549
13	12.397
14	12.776
15	13.038
16	13.217
17	12.642
18	12.422

DTX-BCN 2016 16-17/12/2016

Cronosystem sport-Timing www.cronosystem.es

Apex Timing

SUPERPRESTIGIO DIRTTRACK

17 DICIEMBRE 2016 BARCELONA PALAU SANT JORDI

OPEN

FREE PRACTICE 2 GR. 2 (FP2-2)
Clasificación

Document 5

Rnk	No.	Driver	Nation	Time	In Lap	Laps	Gap	Interv.	Speed
1	77	FERRAN CARDUS		12.089	1	17			59,55
2	70	MASATOSHI OHMORI		12.234	3	19	0.145	0.145	58,85
3	66	FREDRIK LINDGREN		12.258	5	17	0.169	0.024	58,73
4	48	EMANUELE MARZOTTO		12.287	3	17	0.198	0.029	58,59
5	72	GENIS GELADA		12.319	3	18	0.230	0.032	58,44
6	64	SYLVAIN BIDART		12.335	9	17	0.246	0.016	58,37
7	79	JOSEP PIEDRA		12.426	2	17	0.337	0.091	57,94

Start Time : 17/12 - 11:55:10

Best Lap : No.77 CARDUS FERRAN 12.089 59,55 Kph

DTX-BCN 2016 16-17/12/2016

Cronosystem sport-Timing www.cronosystem.es

Apex Timing 

SUPERPRESTIGIO DIRTTRACK

17 DICIEMBRE 2016 BARCELONA PALAU SANT JORDI



OPEN

FREE PRACTICE 2 GR. 2 (FP2-2)

Analysis

For information purposes. No official / regulatory value

Laps	Lap Time	Laps	Lap Time	Laps	Lap Time
No.48 MARZOTTO EMANUELE		No.66 LINDGREN FREDRIK		No.72 GELADA GENIS	
1	13.334	1	12.392	1	12.696
2	12.311	2	12.340	2	12.454
3	12.287	3	12.389	3	12.319
4	12.654	4	13.627	4	12.459
5	19.584	5	12.258	5	13.012
6	12.380	6	12.479	6	12.474
7	12.399	7	12.579	7	12.436
8	12.457	8	12.443	8	12.427
9	12.301	9	12.578	9	12.451
10	12.317	10	14.834	10	12.423
11	12.951	11	19.647	11	12.437
12	14.103	12	12.624	12	17.136
13	15.651	13	12.575	13	12.997
14	12.364	14	12.872	14	12.361
15	12.835	15	21.963	15	12.329
16	12.543	16	12.663	16	12.779
17	12.552	17	12.549	17	14.282
No.64 BIDART SYLVAIN		No.70 OHMORI MASATOSHI		No.77 CARDUS FERRAN	
1	12.508	1	12.631	1	12.089
2	12.991	2	12.343	2	12.169
3	12.522	3	12.234	3	12.311
4	12.539	4	12.334	4	12.394
5	12.484	5	12.278	5	13.220
6	17.880	6	12.271	6	22.963
7	13.595	7	12.318	7	12.935
8	12.402	8	12.321	8	12.616
9	12.335	9	12.324	9	12.776
10	18.775	10	12.314	10	14.978
11	17.527	11	12.630	11	18.514
12	12.537	12	12.386	12	14.143
13	18.525	13	12.493	13	14.729
14	12.515	14	12.580	14	12.824
15	13.189	15	12.584	15	17.199
16	14.316	16	12.744	16	12.961
17	14.458	17	12.846	17	13.027
		18	15.316		
		19	12.829		

DTX-BCN 2016 16-17/12/2016

Cronosystem sport-Timing www.cronosystem.es

Apex Timing



SUPERPRESTIGIO DIRTTRACK

17 DICIEMBRE 2016 BARCELONA PALAU SANT JORDI

OPEN

FREE PRACTICE 2 GR. 2 (FP2-2)
Analysis

For information purposes. No official / regulatory value

Laps Lap Time

No.79 PIEDRA JOSEP

1	12.535
2	12.426
3	12.749
4	14.666
5	12.581
6	12.552
7	12.483
8	19.363
9	12.616
10	12.613
11	12.551
12	12.650
13	21.427
14	12.705
15	12.611
16	20.488
17	12.686

DTX-BCN 2016 16-17/12/2016

Cronosystem sport-Timing www.cronosystem.es

Apex Timing



SUPERPRESTIGIO DIRTTRACK

17 DICIEMBRE 2016 BARCELONA PALAU SANT JORDI

OPEN

FREE PRACTICE 2 GR. 3 (FP2-3)
Clasificación

Document 6

Rnk	No.	Driver	Nation	Time	In Lap	Laps	Gap	Interv.	Speed
1	124	OLIVER BRINDLEY		12.132	3	19			59,34
2	215	FERRAN SASTRE		12.244	10	18	0.112	0.112	58,80
3	181	GIANNI BORGIOTTI		12.283	15	18	0.151	0.039	58,61
4	179	GUILLERMO CANO		12.299	2	19	0.167	0.016	58,54
5	213	JAUME GAYA		12.393	7	18	0.261	0.094	58,09
6	971	TOM EDWARDS		12.448	2	18	0.316	0.055	57,84
7	121	JOAN NOGUERA		12.518	6	18	0.386	0.070	57,51

Start Time : 17/12 - 11:59:58

Best Lap : No.124 BRINDLEY OLIVER

12.132 59,34 Kph

DTX-BCN 2016 16-17/12/2016

Cronosystem sport-Timing www.cronosystem.es

Apex Timing 

SUPERPRESTIGIO DIRTTRACK

17 DICIEMBRE 2016 BARCELONA PALAU SANT JORDI



OPEN

FREE PRACTICE 2 GR. 3 (FP2-3) Analysis

For information purposes. No official / regulatory value

Laps	Lap Time	Laps	Lap Time	Laps	Lap Time
No.121 NOGUERA JOAN		19	12.374	17	15.666
1	12.584	No.179 CANO GUILLERMO		18	12.622
2	13.232	1	12.494	No.213 GAYA JAUME	
3	12.526	2	12.299	1	12.462
4	14.327	3	12.337	2	12.610
5	13.005	4	12.443	3	12.585
6	12.518	5	12.324	4	16.794
7	12.519	6	12.342	5	17.792
8	12.691	7	12.406	6	13.170
9	14.228	8	12.753	7	12.393
10	12.895	9	12.774	8	12.590
11	12.772	10	12.369	9	12.800
12	14.099	11	12.416	10	14.678
13	12.544	12	12.476	11	14.724
14	12.530	13	12.486	12	12.761
15	13.839	14	12.928	13	13.860
16	13.185	15	12.438	14	12.883
17	13.338	16	12.727	15	12.927
18	13.203	17	12.547	16	13.300
No.124 BRINDLEY OLIVER		18	12.594	17	14.154
1	14.025	19	12.579	18	16.662
2	12.288	No.181 BORGOTTI GIANNI		No.215 SASTRE FERRAN	
3	12.132	1	14.039	1	12.394
4	12.226	2	13.083	2	12.515
5	12.250	3	14.814	3	12.366
6	12.320	4	12.367	4	12.597
7	12.977	5	13.759	5	12.400
8	12.217	6	12.322	6	13.662
9	12.192	7	12.401	7	12.343
10	12.192	8	12.885	8	12.395
11	12.350	9	12.537	9	12.448
12	12.405	10	12.509	10	12.244
13	12.202	11	13.069	11	12.271
14	12.232	12	14.414	12	14.502
15	12.297	13	12.769	13	12.351
16	12.446	14	12.662	14	12.559
17	12.277	15	12.283	15	14.352
18	12.586	16	12.472	16	12.364

DTX-BCN 2016 16-17/12/2016

Cronosystem sport-Timing www.cronosystem.es

Apex Timing



SUPERPRESTIGIO DIRTTRACK

17 DICIEMBRE 2016 BARCELONA PALAU SANT JORDI

OPEN

FREE PRACTICE 2 GR. 3 (FP2-3)
Analysis

For information purposes. No official / regulatory value

Laps	Lap Time
17	12.439
18	12.486

No.971 EDWARDS TOM

1	13.960
2	12.448
3	13.260
4	12.762
5	12.710
6	12.585
7	12.519
8	12.760
9	14.410
10	12.881
11	13.493
12	12.996
13	12.938
14	13.003
15	15.902
16	13.258
17	12.800
18	12.878

DTX-BCN 2016 16-17/12/2016

Cronosystem sport-Timing www.cronosystem.es

Apex Timing

SUPERPRESTIGIO DIRTTRACK

17 DICIEMBRE 2016 BARCELONA PALAU SANT JORDI



OPEN

QUALIFYING PRACTICE 1 GR. 1 (Q1-1) Clasificación

Document 7

Rnk	No.	Driver	Nation	Time	In Lap	Laps	Gap	Interv.	Speed
1	6	BRAD BAKER		12.191	4	13			59,05
2	17	GERARD BAILO		12.279	6	13	0.088	0.088	58,63
3	10	FRANCESCO CECCHINI		12.336	4	14	0.145	0.057	58,36
4	38	GEORGE PICKERING		12.339	10	14	0.148	0.003	58,35
5	4	THOMAS CHAREYRE		12.448	6	10	0.257	0.109	57,84
6	34	JORDI CASAS		12.521	7	13	0.330	0.073	57,50
7	30	ALAN BIRTWISTLE		12.699	7	13	0.508	0.178	56,69
8	20	TOBY HALES		12.920	8	13	0.729	0.221	55,72

Start Time : 17/12 - 12:35:44

Best Lap : No.6 BAKER BRAD

12.191 59,05 Kph

DTX-BCN 2016 16-17/12/2016

Cronosystem sport-Timing www.cronosystem.es

Apex Timing



SUPERPRESTIGIO DIRTTRACK

17 DICIEMBRE 2016 BARCELONA PALAU SANT JORDI



OPEN

QUALIFYING PRACTICE 1 GR. 1 (Q1-1)

Analysis

For information purposes. No official / regulatory value

Laps	Lap Time	Laps	Lap Time	Laps	Lap Time
No.4 CHAREYRE THOMAS		12	13.049	6	13.252
1	13.496	13	13.228	7	12.699
2	43.793	14	13.230	8	12.739
3	24.833	No.17 BAILO GERARD		9	12.959
4	13.205	1	13.608	10	12.826
5	12.514	2	12.710	11	12.930
6	12.448	3	12.441	12	12.751
7	13.931	4	13.277	13	12.776
8	12.512	5	13.628	No.34 CASAS JORDI	
9	12.605	6	12.279	1	14.186
10	15.145	7	12.395	2	13.073
No.6 BAKER BRAD		8	12.281	3	13.484
1	12.883	9	15.402	4	13.995
2	12.365	10	12.345	5	12.709
3	12.240	11	13.810	6	12.771
4	12.191	12	12.514	7	12.521
5	12.253	13	12.642	8	14.256
6	12.212	No.20 HALES TOBY		9	12.665
7	12.299	1	13.961	10	12.591
8	12.256	2	13.125	11	15.075
9	12.354	3	13.229	12	14.704
10	12.297	4	13.211	13	13.701
11	13.109	5	13.024	No.38 PICKERING GEORGE	
12	14.418	6	13.255	1	14.591
13	12.433	7	13.089	2	12.902
No.10 CECCHINI FRANCESCO		8	12.920	3	12.564
1	12.987	9	13.033	4	12.409
2	12.594	10	12.958	5	12.456
3	12.614	11	13.037	6	13.324
4	12.336	12	12.990	7	12.689
5	12.405	13	13.285	8	12.444
6	13.484	No.30 BIRTWISTLE ALAN		9	13.917
7	13.073	1	13.796	10	12.339
8	12.701	2	13.089	11	12.380
9	12.909	3	12.892	12	14.995
10	12.992	4	12.751	13	12.504
11	12.920	5	12.851	14	12.578

DTX-BCN 2016 16-17/12/2016

Cronosystem sport-Timing www.cronosystem.es

Apex Timing



SUPERPRESTIGIO DIRTTRACK

17 DICIEMBRE 2016 BARCELONA PALAU SANT JORDI



OPEN

QUALIFYING PRACTICE 1 GR. 2 (Q1-2) Clasificación

Document 8

Rnk	No.	Driver	Nation	Time	In Lap	Laps	Gap	Interv.	Speed
1	70	MASATOSHI OHMORI		12.183	1	14			59,09
2	77	FERRAN CARDUS		12.273	1	13	0.090	0.090	58,66
3	66	FREDRIK LINDGREN		12.366	5	13	0.183	0.093	58,22
4	72	GENIS GELADA		12.373	4	14	0.190	0.007	58,19
5	64	SYLVAIN BIDART		12.434	13	13	0.251	0.061	57,90
6	79	JOSEP PIEDRA		12.446	8	13	0.263	0.012	57,84
7	48	EMANUELE MARZOTTO		12.584	11	13	0.401	0.138	57,21

Start Time : 17/12 - 12:39:28

Best Lap : No.70 OHMORI MASATOSHI 12.183 59,09 Kph
Previous Event Record : No.6 BAKER BRAD 12.191 59,05 Kph

DTX-BCN 2016 16-17/12/2016

Cronosystem sport-Timing www.cronosystem.es

Apex Timing



SUPERPRESTIGIO DIRTTRACK

17 DICIEMBRE 2016 BARCELONA PALAU SANT JORDI



OPEN

QUALIFYING PRACTICE 1 GR. 2 (Q1-2) Analysis

For information purposes. No official / regulatory value

Laps	Lap Time	Laps	Lap Time	Laps	Lap Time
No.48 MARZOTTO EMANUELE		9	12.524	2	12.395
1	12.754	10	12.596	3	12.456
2	13.271	11	12.741	4	12.549
3	12.706	12	12.696	5	12.588
4	12.674	13	12.668	6	13.782
5	12.612	No.70 OHMORI MASATOSHI		7	20.799
6	14.474	1	12.183	8	12.408
7	15.113	2	12.237	9	12.521
8	12.699	3	12.306	10	12.785
9	12.591	4	12.360	11	12.708
10	12.803	5	12.252	12	18.118
11	12.584	6	12.585	13	12.662
12	13.231	7	12.276	No.79 PIEDRA JOSEP	
13	13.465	8	12.488	1	13.096
No.64 BIDART SYLVAIN		9	12.475	2	12.846
1	12.656	10	12.509	3	12.667
2	13.422	11	12.484	4	12.690
3	16.153	12	12.498	5	12.642
4	12.511	13	13.510	6	16.398
5	12.519	14	14.232	7	16.433
6	12.820	No.72 GELADA GENIS		8	12.446
7	22.971	1	12.444	9	12.580
8	12.879	2	12.594	10	17.035
9	12.612	3	12.547	11	12.516
10	12.495	4	12.373	12	15.643
11	16.975	5	12.385	13	12.722
12	12.956	6	12.449		
13	12.434	7	12.470		
No.66 LINDGREN FREDRIK		8	12.807		
1	12.456	9	16.865		
2	12.534	10	12.376		
3	12.521	11	12.648		
4	12.599	12	12.432		
5	12.366	13	12.803		
6	12.422	14	12.462		
7	12.535	No.77 CARDUS FERRAN			
8	19.532	1	12.273		

DTX-BCN 2016 16-17/12/2016

Cronosystem sport-Timing www.cronosystem.es

Apex Timing



SUPERPRESTIGIO DIRTTRACK

17 DICIEMBRE 2016 BARCELONA PALAU SANT JORDI



OPEN

QUALIFYING PRACTICE 1 GR. 3 (Q1-3) Clasificación

Document 9

Rnk	No.	Driver	Nation	Time	In Lap	Laps	Gap	Interv.	Speed
1	124	OLIVER BRINDLEY		12.223	1	14			58,90
2	179	GUILLERMO CANO		12.355	4	14	0.132	0.132	58,27
3	181	GIANNI BORGIOTTI		12.361	7	13	0.138	0.006	58,24
4	121	JOAN NOGUERA		12.526	3	13	0.303	0.165	57,48
5	213	JAUME GAYA		12.536	11	13	0.313	0.010	57,43
6	215	FERRAN SASTRE		12.554	4	14	0.331	0.018	57,35
7	971	TOM EDWARDS		12.732	3	13	0.509	0.178	56,55

Start Time : 17/12 - 12:43:13

Best Lap : No.124 BRINDLEY OLIVER 12.223 58,90 Kph
Event Record : No.70 OHMORI MASATOSHI 12.183 59,09 Kph

DTX-BCN 2016 16-17/12/2016

Cronosystem sport-Timing www.cronosystem.es

Apex Timing



SUPERPRESTIGIO DIRTTRACK

17 DICIEMBRE 2016 BARCELONA PALAU SANT JORDI



OPEN

QUALIFYING PRACTICE 1 GR. 3 (Q1-3)

For information purposes. No official / regulatory value

Analysis

Laps	Lap Time	Laps	Lap Time	Laps	Lap Time
No.121 NOGUERA JOAN		8	12.482	2	12.799
1	12.699	9	13.368	3	12.607
2	13.099	10	12.508	4	12.554
3	12.526	11	12.489	5	13.459
4	13.321	12	12.527	6	12.711
5	14.292	13	12.509	7	12.850
6	12.708	14	12.691	8	12.701
7	12.841	No.181 BORGOTTI GIANNI		9	14.215
8	13.563	1	13.611	10	12.671
9	17.928	2	16.203	11	12.627
10	13.445	3	12.370	12	12.853
11	13.841	4	14.762	13	14.246
12	16.049	5	12.405	14	13.767
13	12.930	6	12.507	No.971 EDWARDS TOM	
No.124 BRINDLEY OLIVER		7	12.361	1	12.892
1	12.223	8	15.894	2	12.958
2	12.282	9	15.902	3	12.732
3	12.315	10	13.237	4	12.875
4	12.453	11	12.476	5	13.452
5	12.429	12	12.659	6	12.927
6	12.369	13	15.631	7	12.884
7	12.470	No.213 GAYA JAUME		8	13.566
8	12.425	1	12.808	9	13.812
9	12.376	2	12.819	10	15.564
10	12.507	3	12.710	11	13.083
11	12.452	4	12.782	12	13.187
12	12.446	5	16.419	13	13.124
13	12.379	6	17.105		
14	12.618	7	12.728		
No.179 CANO GUILLERMO		8	12.791		
1	12.679	9	12.835		
2	12.557	10	12.768		
3	12.595	11	12.536		
4	12.355	12	17.258		
5	12.458	13	21.970		
6	12.535	No.215 SASTRE FERRAN			
7	12.468	1	12.556		

DTX-BCN 2016 16-17/12/2016

Cronosystem sport-Timing www.cronosystem.es

Apex Timing



SUPERPRESTIGIO DIRTTRACK

17 DICIEMBRE 2016 BARCELONA PALAU SANT JORDI



OPEN

QUALIFYING PRACTICE 2 GR. 1 (Q2-1) Clasificación

Document 10

Rnk	No.	Driver	Nation	Time	In Lap	Laps	Gap	Interv.	Speed
1	4	THOMAS CHAREYRE		12.122	1	13			59,39
2	17	GERARD BAILO		12.323	13	13	0.201	0.201	58,42
3	6	BRAD BAKER		12.340	1	13	0.218	0.017	58,34
4	10	FRANCESCO CECCHINI		12.345	2	14	0.223	0.005	58,32
5	38	GEORGE PICKERING		12.454	4	14	0.332	0.109	57,81
6	34	JORDI CASAS		12.494	4	13	0.372	0.040	57,62
7	30	ALAN BIRTWISTLE		12.529	7	14	0.407	0.035	57,46
8	20	TOBY HALES		12.565	8	14	0.443	0.036	57,30

Start Time : 17/12 - 13:18:21

Best Lap : No.4 CHAREYRE THOMAS 12.122 59,39 Kph
Previous Event Record : No.70 OHMORI MASATOSHI 12.183 59,09 Kph

DTX-BCN 2016 16-17/12/2016

Cronosystem sport-Timing www.cronosystem.es

Apex Timing



SUPERPRESTIGIO DIRTTRACK

17 DICIEMBRE 2016 BARCELONA PALAU SANT JORDI



OPEN

QUALIFYING PRACTICE 2 GR. 1 (Q2-1) Analysis

For information purposes. No official / regulatory value

Laps	Lap Time	Laps	Lap Time	Laps	Lap Time
No.4 CHAREYRE THOMAS		9	12.755	2	12.728
1	12.122	10	12.690	3	12.625
2	19.827	11	12.639	4	12.635
3	12.631	12	12.732	5	12.655
4	12.175	13	12.861	6	14.148
5	14.345	14	12.723	7	12.529
6	12.276	No.17 BAILO GERARD		8	12.540
7	13.541	1	12.667	9	12.648
8	12.225	2	12.753	10	12.691
9	13.391	3	12.742	11	12.810
10	12.312	4	12.788	12	12.616
11	12.238	5	12.595	13	12.553
12	17.870	6	12.660	14	12.589
13	16.219	7	12.442	No.34 CASAS JORDI	
No.6 BAKER BRAD		8	15.348	1	14.061
1	12.340	9	12.506	2	12.692
2	12.418	10	12.439	3	12.783
3	12.354	11	12.463	4	12.494
4	12.501	12	15.276	5	13.734
5	12.434	13	12.323	6	13.106
6	12.430	No.20 HALES TOBY		7	12.847
7	12.905	1	13.034	8	12.800
8	13.274	2	12.643	9	13.081
9	12.449	3	12.770	10	14.729
10	12.472	4	12.697	11	12.608
11	12.418	5	12.659	12	12.738
12	12.520	6	12.970	13	12.770
13	12.695	7	12.852	No.38 PICKERING GEORGE	
No.10 CECCHINI FRANCESCO		8	12.565	1	12.594
1	12.595	9	12.761	2	14.600
2	12.345	10	12.587	3	12.609
3	12.353	11	12.787	4	12.454
4	12.419	12	12.918	5	12.551
5	12.451	13	12.817	6	12.588
6	12.581	14	12.747	7	12.667
7	12.628	No.30 BIRTWISTLE ALAN		8	12.801
8	12.632	1	12.993	9	12.501
				10	12.521

DTX-BCN 2016 16-17/12/2016

Cronosystem sport-Timing www.cronosystem.es

Apex Timing



SUPERPRESTIGIO DIRTTRACK

17 DICIEMBRE 2016 BARCELONA PALAU SANT JORDI



OPEN

QUALIFYING PRACTICE 2 GR. 1 (Q2-1) Analysis

For information purposes. No official / regulatory value

Laps	Lap Time
11	12.520
12	12.469
13	12.618
14	13.171

DTX-BCN 2016 16-17/12/2016

Cronosystem sport-Timing www.cronosystem.es

Apex Timing



SUPERPRESTIGIO DIRTTRACK

17 DICIEMBRE 2016 BARCELONA PALAU SANT JORDI



OPEN

QUALIFYING PRACTICE 2 GR. 2 (Q2-2) Clasificación

Document 11

Rnk	No.	Driver	Nation	Time	In Lap	Laps	Gap	Interv.	Speed
1	72	GENIS GELADA		12.172	5	14			59,15
2	77	FERRAN CARDUS		12.195	4	13	0.023	0.023	59,04
3	66	FREDRIK LINDGREN		12.346	5	13	0.174	0.151	58,31
4	70	MASATOSHI OHMORI		12.403	6	14	0.231	0.057	58,05
5	64	SYLVAIN BIDART		12.474	11	13	0.302	0.071	57,72
6	48	EMANUELE MARZOTTO		12.558	3	12	0.386	0.084	57,33
7	79	JOSEP PIEDRA		12.566	4	13	0.394	0.008	57,29

Start Time : 17/12 - 13:23:49

Best Lap : No.72 GELADA GENIS 12.172 59,15 Kph
Event Record : No.4 CHAREYRE THOMAS 12.122 59,39 Kph

DTX-BCN 2016 16-17/12/2016

Cronosystem sport-Timing www.cronosystem.es

Apex Timing



SUPERPRESTIGIO DIRTTRACK

17 DICIEMBRE 2016 BARCELONA PALAU SANT JORDI



OPEN

QUALIFYING PRACTICE 2 GR. 2 (Q2-2)

For information purposes. No official / regulatory value

Analysis

Laps	Lap Time	Laps	Lap Time	Laps	Lap Time
No.48 MARZOTTO EMANUELE		10	12.702	3	12.207
1	12.829	11	12.769	4	12.195
2	12.654	12	13.132	5	12.480
3	12.558	13	23.298	6	13.119
4	12.626	No.70 OHMORI MASATOSHI		7	18.594
5	14.960	1	12.433	8	12.556
6	13.175	2	12.486	9	12.675
7	12.831	3	12.414	10	12.770
8	12.665	4	12.525	11	21.279
9	12.962	5	12.563	12	16.873
10	12.901	6	12.403	13	12.651
11	14.365	7	12.412	No.79 PIEDRA JOSEP	
12	13.048	8	12.418	1	12.684
No.64 BIDART SYLVAIN		9	12.439	2	12.710
1	12.638	10	13.681	3	12.788
2	12.862	11	15.380	4	12.566
3	12.478	12	12.779	5	12.706
4	12.492	13	13.088	6	12.740
5	16.670	14	12.794	7	18.688
6	24.147	No.72 GELADA GENIS		8	12.868
7	12.695	1	12.535	9	12.631
8	12.688	2	12.358	10	12.768
9	14.740	3	12.384	11	19.822
10	13.567	4	13.681	12	13.029
11	12.474	5	12.172	13	12.801
12	12.682	6	12.459		
13	12.865	7	12.401		
No.66 LINDGREN FREDRIK		8	12.439		
1	12.566	9	12.352		
2	12.536	10	12.878		
3	14.362	11	12.436		
4	12.414	12	12.989		
5	12.346	13	12.780		
6	12.557	14	13.250		
7	12.983	No.77 CARDUS FERRAN			
8	19.139	1	12.487		
9	12.406	2	12.265		

DTX-BCN 2016 16-17/12/2016

Cronosystem sport-Timing www.cronosystem.es

Apex Timing



SUPERPRESTIGIO DIRTTRACK

17 DICIEMBRE 2016 BARCELONA PALAU SANT JORDI



OPEN

QUALIFYING PRACTICE 2 GR. 3 (Q2-3) Clasificación

Document 12

Rnk	No.	Driver	Nation	Time	In Lap	Laps	Gap	Interv.	Speed
1	124	OLIVER BRINDLEY		12.235	4	13			58,84
2	181	GIANNI BORGIOTTI		12.292	7	13	0.057	0.057	58,57
3	215	FERRAN SASTRE		12.344	12	13	0.109	0.052	58,32
4	213	JAUME GAYA		12.354	7	13	0.119	0.010	58,28
5	179	GUILLERMO CANO		12.525	1	13	0.290	0.171	57,48
6	121	JOAN NOGUERA		12.601	5	13	0.366	0.076	57,13
7	971	TOM EDWARDS		12.693	2	11	0.458	0.092	56,72

Start Time : 17/12 - 13:29:10

Best Lap : No.124 BRINDLEY OLIVER 12.235 58,84 Kph
Event Record : No.4 CHAREYRE THOMAS 12.122 59,39 Kph

DTX-BCN 2016 16-17/12/2016

Cronosystem sport-Timing www.cronosystem.es

Apex Timing



SUPERPRESTIGIO DIRTTRACK

17 DICIEMBRE 2016 BARCELONA PALAU SANT JORDI



OPEN

QUALIFYING PRACTICE 2 GR. 3 (Q2-3)

Analysis

For information purposes. No official / regulatory value

Laps	Lap Time	Laps	Lap Time	Laps	Lap Time
No.121 NOGUERA JOAN		9	12.997	4	12.657
1	13.092	10	15.464	5	12.558
2	13.579	11	15.801	6	13.237
3	12.796	12	13.155	7	12.422
4	14.603	13	13.082	8	12.346
5	12.601	No.181 BORGOTTI GIANNI		9	16.260
6	12.787	1	13.353	10	14.289
7	12.670	2	14.769	11	12.481
8	12.870	3	14.724	12	12.344
9	12.770	4	12.805	13	13.868
10	12.704	5	15.691	No.971 EDWARDS TOM	
11	12.952	6	13.477	1	12.723
12	12.869	7	12.292	2	12.693
13	17.542	8	12.610	3	12.805
No.124 BRINDLEY OLIVER		9	12.530	4	13.150
1	12.666	10	12.665	5	33.362
2	12.260	11	12.796	6	13.241
3	12.470	12	21.283	7	16.445
4	12.235	13	14.608	8	15.409
5	13.657	No.213 GAYA JAUME		9	12.946
6	13.543	1	12.887	10	16.861
7	12.336	2	12.642	11	18.408
8	12.299	3	12.665		
9	12.667	4	12.744		
10	12.499	5	15.475		
11	12.390	6	13.251		
12	12.256	7	12.354		
13	12.334	8	12.392		
No.179 CANO GUILLERMO		9	15.030		
1	12.525	10	12.594		
2	13.483	11	12.658		
3	12.664	12	12.583		
4	12.841	13	12.683		
5	12.646	No.215 SASTRE FERRAN			
6	12.762	1	12.651		
7	14.321	2	12.687		
8	12.789	3	12.554		

DTX-BCN 2016 16-17/12/2016

Cronosystem sport-Timing www.cronosystem.es

Apex Timing



SUPERPRESTIGIO DIRTTRACK

17 DICIEMBRE 2016 BARCELONA PALAU SANT JORDI



OPEN

**FUSION E.OFICIALES (EO)
Results**

Document 13.1

Rnk	No.	Driver	Nation	Q1-1	Q1-2	Q1-3	Q2-1	Q2-2	Q2-3	Time	Gap	Group
1	4	THOMAS CHAREYRE		12.448	-	-	12.122	-	-	12.122		A
2	72	GENIS GELADA		-	12.373	-	-	12.172	-	12.172	0.050	B
3	70	MASATOSHI OHMORI		-	12.183	-	-	12.403	-	12.183	0.061	C
4	6	BRAD BAKER		12.191	-	-	12.340	-	-	12.191	0.069	A
5	77	FERRAN CARDUS		-	12.273	-	-	12.195	-	12.195	0.073	B
6	124	OLIVER BRINDLEY		-	-	12.223	-	-	12.235	12.223	0.101	C
7	17	GERARD BAILO		12.279	-	-	12.323	-	-	12.279	0.157	A
8	181	GIANNI BORGIOTTI		-	-	12.361	-	-	12.292	12.292	0.170	B
9	10	FRANCESCO CECCHINI		12.336	-	-	12.345	-	-	12.336	0.214	C
10	38	GEORGE PICKERING		12.339	-	-	12.454	-	-	12.339	0.217	A
11	215	FERRAN SASTRE		-	-	12.554	-	-	12.344	12.344	0.222	B
12	66	FREDRIK LINDGREN		-	12.366	-	-	12.346	-	12.346	0.224	C
13	213	JAUME GAYA		-	-	12.536	-	-	12.354	12.354	0.232	A
14	179	GUILLERMO CANO		-	-	12.355	-	-	12.525	12.355	0.233	B
15	64	SYLVAIN BIDART		-	12.434	-	-	12.474	-	12.434	0.312	C
16	79	JOSEP PIEDRA		-	12.446	-	-	12.566	-	12.446	0.324	A
17	34	JORDI CASAS		12.521	-	-	12.494	-	-	12.494	0.372	B
18	121	JOAN NOGUERA		-	-	12.526	-	-	12.601	12.526	0.404	C
19	30	ALAN BIRTWISTLE		12.699	-	-	12.529	-	-	12.529	0.407	A
20	48	EMANUELE MARZOTTO		-	12.584	-	-	12.558	-	12.558	0.436	B
21	20	TOBY HALES		12.920	-	-	12.565	-	-	12.565	0.443	C
22	971	TOM EDWARDS		-	-	12.732	-	-	12.693	12.693	0.571	B



SUPERPRESTIGIO DIRTTRACK

17 DICIEMBRE 2016 BARCELONA PALAU SANT JORDI



OPEN

HEAT RACE 1 GR. A (MC1-A)
Clasificación

Document 14

Rnk	No. Driver	Nation	Laps	Time	Gap	Best Lap	Speed	Points
1	6 BRAD BAKER		6	1:17.268		12.154	55,90	10
2	4 THOMAS CHAREYRE		6	1:18.800	1.532	12.401	54,82	8
3	17 GERARD BAILO		6	1:19.010	1.742	12.259	54,67	6
4	213 JAUME GAYA		6	1:21.620	4.352	12.737	52,92	5
5	30 ALAN BIRTWISTLE		6	1:21.970	4.702	12.553	52,70	4
6	38 GEORGE PICKERING		6	1:22.427	5.159	12.633	52,41	3
7	79 JOSEP PIEDRA		6	1:23.153	5.885	12.811	51,95	2

Start Time : 17/12 - 18:54:20

Leaders : No.6 BAKER BRAD (1-6)

Best Lap : No.6 BAKER BRAD 12.154 59,23 Kph
Event Record : No.4 CHAREYRE THOMAS 12.122 59,39 Kph

DTX-BCN 2016 16-17/12/2016

Cronosystem sport-Timing www.cronosystem.es

Apex Timing



SUPERPRESTIGIO DIRTTRACK

17 DICIEMBRE 2016 BARCELONA PALAU SANT JORDI



OPEN

HEAT RACE 1 GR. A (MC1-A)
Lap Chart

For information purposes. No official / regulatory value

	1	2	3	4	5	6	7
Grid	4	6	17	38	213	79	30
Lap 1 Interval	6	4 0.2	17 0.3	213 0.3	79 0.1	38 0.1	30 0.0
Lap 2	6	4 0.5	17 0.2	213 0.8	79 0.6	30 0.2	38 0.5
Lap 3	6	4 0.8	17 0.2	213 1.1	79 0.9	30 0.1	38 0.3
Lap 4	6	4 1.0	17 0.2	213 1.7	79 0.7	30 0.1	38 0.3
Lap 5	6	4 1.2	17 0.1	213 2.2	30 0.7	38 0.2	79 0.4
Lap 6	6	4 1.5	17 0.2	213 2.6	30 0.3	38 0.4	79 0.7

DTX-BCN 2016 16-17/12/2016

Cronosystem sport-Timing www.cronosystem.es

Apex Timing



SUPERPRESTIGIO DIRTTRACK

17 DICIEMBRE 2016 BARCELONA PALAU SANT JORDI

OPEN

HEAT RACE 1 GR. A (MC1-A) Analysis

For information purposes. No official / regulatory value

Laps	Lap Time	Laps	Lap Time
No.4 CHAREYRE THOMAS		No.79 PIEDRA JOSEP	
1	12.997	1	13.897
2	12.401	2	13.280
3	12.456	3	12.951
4	12.419	4	12.811
5	12.437	5	13.677
6	12.581	6	12.986
No.6 BAKER BRAD		No.213 GAYA JAUME	
1	12.772	1	13.883
2	12.154	2	12.755
3	12.164	3	12.737
4	12.214	4	12.944
5	12.242	5	12.929
6	12.270	6	12.971
No.17 BAILO GERARD			
1	13.410		
2	12.259		
3	12.484		
4	12.381		
5	12.380		
6	12.615		
No.30 BIRTWISTLE ALAN			
1	14.135		
2	13.378		
3	12.814		
4	12.790		
5	12.799		
6	12.553		
No.38 PICKERING GEORGE			
1	14.140		
2	13.880		
3	12.633		
4	12.836		
5	12.711		
6	12.732		

DTX-BCN 2016 16-17/12/2016

Cronosystem sport-Timing www.cronosystem.es

Apex Timing 



SUPERPRESTIGIO DIRTTRACK

17 DICIEMBRE 2016 BARCELONA PALAU SANT JORDI



OPEN

HEAT RACE 1 GR. A (MC1-A)
Starting Grid

Subject to scrutineering & sporting investigations

7	30	BIRTWISTLE ALAN	GBR
6	79	PIEDRA JOSEP	ESP
5	213	GAYA JAUME	ESP
4	38	PICKERING GEORGE	GBR
3	17	BAILO GERARD	ESP
2	6	BAKER BRAD	USA
1	4	CHAREYRE THOMAS	FRA

POLE POSITION



Start : 17/12 - 18:42 6 Laps = 1,200 Km

DTX-BCN 2016 16-17/12/2016

Cronosystem sport-Timing www.cronosystem.es

Apex Timing



SUPERPRESTIGIO DIRTTRACK

17 DICIEMBRE 2016 BARCELONA PALAU SANT JORDI



OPEN

HEAT RACE 1 GR. B (MC1-B)
Clasificación

Document 15

Rnk	No. Driver	Nation	Laps	Time	Gap	Best Lap	Speed	Points
1	77 FERRAN CARDUS		6	1:19.576		12.298	54,28	10
2	179 GUILLERMO CANO		6	1:20.149	0.573	12.521	53,89	8
3	48 EMANUELE MARZOTTO		6	1:20.632	1.056	12.486	53,57	6
4	181 GIANNI BORGIOTTI		6	1:22.449	2.873	12.803	52,39	5
5	34 JORDI CASAS		6	1:23.792	4.216	12.827	51,55	4
6	72 GENIS GELADA		6	1:24.778	5.202	12.537	50,95	3
7	215 FERRAN SASTRE		6	1:31.840	12.264	12.795	47,03	2
8	971 TOM EDWARDS		5	1:28.934	1 Lap	12.675	40,47	1

Leaders : No.179 CANO GUILLERMO (1-4) / No.77 CARDUS FERRAN (5-6)

Best Lap : No.77 CARDUS FERRAN 12.298 58,54 Kph

Event Record : No.4 CHAREYRE THOMAS 12.122 59,39 Kph

Start Time : 17/12 - 18:56:40

DTX-BCN 2016 16-17/12/2016

Cronosystem sport-Timing www.cronosystem.es

Apex Timing



SUPERPRESTIGIO DIRTTRACK

17 DICIEMBRE 2016 BARCELONA PALAU SANT JORDI



OPEN

HEAT RACE 1 GR. B (MC1-B)
Lap Chart

For information purposes. No official / regulatory value

	1	2	3	4	5	6	7	8
Grid	72	77	181	215	179	34	48	971
Lap 1 Interval	179	181 0.4	48 0.3	77 0.2	34 0.2	215 0.1	72 3.4	971 16.0
Lap 2	179	77 0.9	181 0.0	48 0.4	34 0.1	215 0.2	72 3.0	971 16.6
Lap 3	179	77 0.6	181 0.8	48 0.0	34 1.9	72 1.8	215 6.0	971 10.3
Lap 4	179	77 0.2	48 1.0	181 0.9	34 1.2	72 1.6	215 6.1	971 10.1
Lap 5	77	179 0.3	48 0.7	181 1.3	34 1.3	72 1.3	215 6.2	971 10.5
Lap 6	77	179 0.5	48 0.4	181 1.8	34 1.3	72 0.9	215 7.0	

DTX-BCN 2016 16-17/12/2016

Cronosystem sport-Timing www.cronosystem.es

Apex Timing



SUPERPRESTIGIO DIRTTRACK



17 DICIEMBRE 2016 BARCELONA PALAU SANT JORDI

OPEN

HEAT RACE 1 GR. B (MC1-B) Analysis

For information purposes. No official / regulatory value

Laps	Lap Time	Laps	Lap Time
No.34 CASAS JORDI		No.181 BORGIOTTI GIANNI	
1	13.858	1	12.900
2	12.827	2	13.058
3	14.505	3	13.153
4	12.837	4	13.560
5	12.963	5	12.803
6	13.027	6	13.060
No.48 MARZOTTO EMANUELE		No.215 SASTRE FERRAN	
1	13.255	1	14.101
2	13.176	2	12.898
3	12.735	3	22.138
4	12.539	4	12.795
5	12.486	5	12.796
6	12.551	6	13.442
No.72 GELADA GENIS		No.971 EDWARDS TOM	
1	17.578	1	31.886
2	12.537	2	13.154
3	13.081	3	12.768
4	12.630	4	12.675
5	12.679	5	13.143
6	12.670		
No.77 CARDUS FERRAN			
1	13.847		
2	12.419		
3	12.385		
4	12.298		
5	12.450		
6	12.617		
No.179 CANO GUILLERMO			
1	12.911		
2	12.521		
3	12.639		
4	12.764		
5	13.055		
6	12.795		

DTX-BCN 2016 16-17/12/2016

Cronosystem sport-Timing www.cronosystem.es

Apex Timing



SUPERPRESTIGIO DIRTTRACK









17 DICIEMBRE 2016 BARCELONA PALAU SANT JORDI



OPEN

HEAT RACE 1 GR. B (MC1-B)
Starting Grid

Subject to scrutineering & sporting investigations

8	EDWARDS TOM 971	AUS 
7	MARZOTTO EMANUELE 48	ITA 
6	CASAS JORDI 34	ESP 
5	CANO GUILLERMO 179	ESP 
4	SASTRE FERRAN 215	ESP 
3	BORGIOTTI GIANNI 181	ITA 
2	CARDUS FERRAN 77	ESP 
1	GELADA GENIS 72	ESP 

POLE POSITION



Start : 17/12 - 18:46 6 Laps = 1,200 Km

DTX-BCN 2016 16-17/12/2016

Cronosystem sport-Timing www.cronosystem.es

Apex Timing 



SUPERPRESTIGIO DIRTTRACK

17 DICIEMBRE 2016 BARCELONA PALAU SANT JORDI



OPEN

HEAT RACE 1 GR. C (MC1-C)
Clasificación

Document 16

Rnk	No.	Driver	Nation	Laps	Time	Gap	Best Lap	Speed	Points
1	124	OLIVER BRINDLEY		6	1:18.905		12.462	54,74	10
2	10	FRANCESCO CECCHINI		6	1:19.447	0.542	12.481	54,37	8
3	64	SYLVAIN BIDART		6	1:20.301	1.396	12.483	53,79	6
4	66	FREDRIK LINDGREN		6	1:21.156	2.251	12.750	53,23	5
5	70	MASATOSHI OHMORI		6	1:21.387	2.482	12.678	53,07	4
6	121	JOAN NOGUERA		6	1:22.269	3.364	12.889	52,51	3
7	20	TOBY HALES		6	1:22.648	3.743	12.859	52,26	2

Start Time : 17/12 - 19:00:03

Leaders : No.124 BRINDLEY OLIVER (1-6)

Best Lap : No.124 BRINDLEY OLIVER 12.462 57,77 Kph
Event Record : No.4 CHAREYRE THOMAS 12.122 59,39 Kph

DTX-BCN 2016 16-17/12/2016

Cronosystem sport-Timing www.cronosystem.es

Apex Timing



SUPERPRESTIGIO DIRTTRACK

17 DICIEMBRE 2016 BARCELONA PALAU SANT JORDI



OPEN

HEAT RACE 1 GR. C (MC1-C)
Lap Chart

For information purposes. No official / regulatory value

	1	2	3	4	5	6	7
Grid	70	124	10	66	64	121	20
Lap 1 Interval	124	66 0.4	10 0.1	70 0.2	64 0.1	121 0.0	20 0.3
Lap 2	124	10 0.7	66 0.3	64 0.2	70 0.4	121 0.1	20 0.2
Lap 3	124	10 0.7	66 0.6	64 0.1	70 0.4	121 0.2	20 0.4
Lap 4	124	10 0.7	66 0.9	64 0.1	70 0.5	121 0.3	20 0.4
Lap 5	124	10 0.7	64 0.9	66 0.3	70 0.3	121 0.7	20 0.2
Lap 6	124	10 0.5	64 0.8	66 0.8	70 0.2	121 0.8	20 0.3

DTX-BCN 2016 16-17/12/2016

Cronosystem sport-Timing www.cronosystem.es

Apex Timing



SUPERPRESTIGIO DIRTTRACK

17 DICIEMBRE 2016 BARCELONA PALAU SANT JORDI

OPEN

HEAT RACE 1 GR. C (MC1-C) Analysis

For information purposes. No official / regulatory value

Laps	Lap Time	Laps	Lap Time
No.10 CECCHINI FRANCESCO		No.121 NOGUERA JOAN	
1	13.442	1	13.861
2	12.712	2	13.420
3	12.481	3	12.889
4	12.492	4	12.910
5	12.589	5	13.007
6	12.604	6	13.064
No.20 HALES TOBY		No.124 BRINDLEY OLIVER	
1	14.068	1	12.777
2	13.315	2	12.514
3	13.092	3	12.462
4	12.922	4	12.513
5	12.859	5	12.590
6	13.162	6	12.785
No.64 BIDART SYLVAIN			
1	13.668		
2	12.860		
3	12.743		
4	12.713		
5	12.529		
6	12.483		
No.66 LINDGREN FREDRIK			
1	13.325		
2	13.165		
3	12.807		
4	12.750		
5	12.965		
6	13.026		
No.70 OHMORI MASATOSHI			
1	13.520		
2	13.461		
3	12.749		
4	12.773		
5	12.678		
6	12.895		

DTX-BCN 2016 16-17/12/2016

Cronosystem sport-Timing www.cronosystem.es

Apex Timing 

SUPERPRESTIGIO DIRTTRACK

17 DICIEMBRE 2016 BARCELONA PALAU SANT JORDI



OPEN

HEAT RACE 1 GR. C (MC1-C)
Starting Grid

Subject to scrutineering & sporting investigations

7	20	HALES TOBY	GBR
6	121	NOGUERA JOAN	ESP
5	64	BIDART SYLVAIN	FRA
4	66	LINDGREN FREDRIK	SWE
3	10	CECCHINI FRANCESCO	ITA
2	124	BRINDLEY OLIVER	GBR
1	70	OHMORI MASATOSHI	JPN

POLE POSITION



Start : 17/12 - 18:50 6 Laps = 1,200 Km

DTX-BCN 2016 16-17/12/2016

Cronosystem sport-Timing www.cronosystem.es

Apex Timing



SUPERPRESTIGIO DIRTTRACK

17 DICIEMBRE 2016 BARCELONA PALAU SANT JORDI



OPEN

HEAT RACE 2 GR. A (MC2-A)
Clasificación

Document 17

Rnk	No.	Driver	Nation	Laps	Time	Gap	Best Lap	Speed	Points
1	6	BRAD BAKER		6	1:17.325		12.219	55,86	10
2	38	GEORGE PICKERING		6	1:19.283	1.958	12.453	54,48	8
3	4	THOMAS CHAREYRE		6	1:19.819	2.494	12.536	54,12	6
4	30	ALAN BIRTWISTLE		6	1:21.241	3.916	12.488	53,17	5
5	213	JAUME GAYA		6	1:22.940	5.615	12.704	52,08	4
6	79	JOSEP PIEDRA		5	1:17.720	1 Lap	12.842	46,32	3
7	17	GERARD BAILO		4	1:26.557	2 Laps	13.763	33,27	2

Leaders : No.6 BAKER BRAD (1-6)

Start Time : 17/12 - 19:10:18

Best Lap : No.6 BAKER BRAD 12.219 58,92 Kph
Event Record : No.4 CHAREYRE THOMAS 12.122 59,39 Kph

DTX-BCN 2016 16-17/12/2016

Cronosystem sport-Timing www.cronosystem.es

Apex Timing



SUPERPRESTIGIO DIRTTRACK

17 DICIEMBRE 2016 BARCELONA PALAU SANT JORDI



OPEN

HEAT RACE 2 GR. A (MC2-A)
Lap Chart

For information purposes. No official / regulatory value

	1	2	3	4	5	6	7
Grid	4	6	17	38	213	79	30
Lap 1 Interval	6 0.7	38 0.7	4 0.2	17 0.2	79 0.0	30 0.0	213 0.5
Lap 2	6 1.2	38 1.2	4 0.1	30 1.1	213 0.9	79 6.7	17 16.0
Lap 3	6 1.4	38 1.4	4 0.2	30 1.0	213 1.6	79 6.6	17 20.0
Lap 4	6 1.6	38 1.6	4 0.2	30 1.0	213 1.8	79 6.7	17 22.3
Lap 5	6 1.7	38 1.7	4 0.4	30 1.1	213 1.8	79 7.5	
Lap 6	6 1.9	38 1.9	4 0.5	30 1.4	213 1.6		

DTX-BCN 2016 16-17/12/2016

Cronosystem sport-Timing www.cronosystem.es

Apex Timing



SUPERPRESTIGIO DIRTTRACK

17 DICIEMBRE 2016 BARCELONA PALAU SANT JORDI



OPEN

HEAT RACE 2 GR. A (MC2-A) Analysis

For information purposes. No official / regulatory value

Laps	Lap Time
No.4 CHAREYRE THOMAS	
1	13.518
2	12.726
3	12.543
4	12.536
5	12.628
6	12.677
No.6 BAKER BRAD	
1	12.468
2	12.219
3	12.370
4	12.290
5	12.322
6	12.377

No.17 BAILO GERARD	
1	13.763
2	37.295
3	17.059
4	15.202

No.30 BIRTWISTLE ALAN	
1	13.913
2	13.461
3	12.488
4	12.538
5	12.740
6	12.903

No.38 PICKERING GEORGE	
1	13.081
2	12.741
3	12.526
4	12.510
5	12.453
6	12.544

No.79 PIEDRA JOSEP	
1	13.685
2	21.198

Laps	Lap Time
3	13.034
4	12.842
5	13.552
No.213 GAYA JAUME	
1	14.437
2	13.848
3	13.182
4	12.704
5	12.744
6	12.787

DTX-BCN 2016 16-17/12/2016

Cronosystem sport-Timing www.cronosystem.es

Apex Timing



SUPERPRESTIGIO DIRTTRACK

17 DICIEMBRE 2016 BARCELONA PALAU SANT JORDI



OPEN

HEAT RACE 2 GR. A (MC2-A)
Starting Grid

Subject to scrutineering & sporting investigations

7	30	BIRTWISTLE ALAN	GBR
6	79	PIEDRA JOSEP	ESP
5	213	GAYA JAUME	ESP
4	38	PICKERING GEORGE	GBR
3	17	BAILO GERARD	ESP
2	6	BAKER BRAD	USA
1	4	CHAREYRE THOMAS	FRA

POLE POSITION



Start : 17/12 - 19:06 6 Laps = 1,200 Km

DTX-BCN 2016 16-17/12/2016

Cronosystem sport-Timing www.cronosystem.es

Apex Timing



SUPERPRESTIGIO DIRTTRACK

17 DICIEMBRE 2016 BARCELONA PALAU SANT JORDI



OPEN

HEAT RACE 2 GR. B (MC2-B)
Clasificación

Document 18

Rnk	No. Driver	Nation	Laps	Time	Gap	Best Lap	Speed	Points
1	77 FERRAN CARDUS		6	1:19.114		12.234	54,60	10
2	72 GENIS GELADA		6	1:19.494	0.380	12.411	54,34	8
3	215 FERRAN SASTRE		6	1:20.840	1.726	12.555	53,43	6
4	971 TOM EDWARDS		6	1:21.713	2.599	12.667	52,86	5
5	179 GUILLERMO CANO		6	1:21.936	2.822	12.501	52,72	4
6	34 JORDI CASAS		6	1:23.621	4.507	12.861	51,66	3
7	181 GIANNI BORGIOTTI		6	1:24.101	4.987	12.602	51,36	2
8	48 EMANUELE MARZOTTO		6	1:30.125	11.011	12.352	47,93	1

Start Time : 17/12 - 19:12:33

Leaders : No.77 CARDUS FERRAN (1-6)

Best Lap : No.77 CARDUS FERRAN 12.234 58,85 Kph
Event Record : No.4 CHAREYRE THOMAS 12.122 59,39 Kph

DTX-BCN 2016 16-17/12/2016

Cronosystem sport-Timing www.cronosystem.es

Apex Timing



SUPERPRESTIGIO DIRTTRACK

17 DICIEMBRE 2016 BARCELONA PALAU SANT JORDI



OPEN

HEAT RACE 2 GR. B (MC2-B)
Lap Chart

For information purposes. No official / regulatory value

	1	2	3	4	5	6	7	8
Grid	72	77	181	215	179	34	48	971
Lap 1 Interval	77	72 0.4	971 0.6	215 0.4	34 0.7	179 0.1	181 1.7	48 5.6
Lap 2	77	72 0.6	971 0.9	215 0.3	34 0.9	179 0.0	181 2.0	48 5.2
Lap 3	77	72 1.0	215 1.3	971 0.1	179 0.7	34 0.7	181 1.3	48 4.8
Lap 4	77	72 1.0	215 1.3	971 0.4	179 0.4	34 1.0	181 1.1	48 5.1
Lap 5	77	72 0.8	215 1.2	971 0.4	179 0.2	34 1.5	181 0.8	48 4.8
Lap 6	77	72 0.3	215 1.3	971 0.8	179 0.2	34 1.6	181 0.4	48 6.0

DTX-BCN 2016 16-17/12/2016

Cronosystem sport-Timing www.cronosystem.es

Apex Timing



SUPERPRESTIGIO DIRTTRACK

17 DICIEMBRE 2016 BARCELONA PALAU SANT JORDI

OPEN

HEAT RACE 2 GR. B (MC2-B) Analysis

For information purposes. No official / regulatory value

Laps	Lap Time	Laps	Lap Time
No.34 CASAS JORDI		No.181 BORGIOTTI GIANNI	
1	14.738	1	16.497
2	12.861	2	13.089
3	13.561	3	12.793
4	12.876	4	12.713
5	12.954	5	12.602
6	13.035	6	12.699
No.48 MARZOTTO EMANUELE		No.215 SASTRE FERRAN	
1	22.111	1	14.026
2	12.691	2	12.648
3	12.402	3	12.834
4	13.004	4	12.575
5	12.352	5	12.610
6	13.861	6	12.555
No.72 GELADA GENIS		No.971 EDWARDS TOM	
1	13.027	1	13.298
2	12.518	2	12.764
3	12.680	3	13.308
4	12.597	4	12.813
5	12.752	5	12.667
6	12.411	6	12.962
No.77 CARDUS FERRAN			
1	12.717		
2	12.234		
3	12.340		
4	12.599		
5	12.932		
6	12.878		
No.179 CANO GUILLERMO			
1	15.039		
2	12.797		
3	12.779		
4	12.516		
5	12.501		
6	12.887		

DTX-BCN 2016 16-17/12/2016

Cronosystem sport-Timing www.cronosystem.es

Apex Timing

SUPERPRESTIGIO DIRTTRACK



17 DICIEMBRE 2016 BARCELONA PALAU SANT JORDI

OPEN

HEAT RACE 2 GR. B (MC2-B)
Starting Grid

Subject to scrutineering & sporting investigations

8	EDWARDS TOM 971	AUS
7	MARZOTTO EMANUELE 48	ITA
6	CASAS JORDI 34	ESP
5	CANO GUILLERMO 179	ESP
4	SASTRE FERRAN 215	ESP
3	BORGIOTTI GIANNI 181	ITA
2	CARDUS FERRAN 77	ESP
1	GELADA GENIS 72	ESP

POLE POSITION



Start : 17/12 - 19:10 6 Laps = 1,200 Km

DTX-BCN 2016 16-17/12/2016

Cronosystem sport-Timing www.cronosystem.es

Apex Timing



SUPERPRESTIGIO DIRTTRACK

17 DICIEMBRE 2016 BARCELONA PALAU SANT JORDI



OPEN

HEAT RACE 2 GR. C (MC2-C)
Clasificación

Document 19

Rnk	No.	Driver	Nation	Laps	Time	Gap	Best Lap	Speed	Points
1	66	FREDRIK LINDGREN		5	1:06.810		12.640	53,88	10
2	64	SYLVAIN BIDART		5	1:07.401	0.591	12.591	53,41	8
3	121	JOAN NOGUERA		5	1:09.543	2.733	12.732	51,76	6
4	20	TOBY HALES		4	55.800	1 Lap	12.803	51,61	5
5	124	OLIVER BRINDLEY		4	58.242	1 Lap	12.629	49,44	4

Not Classified

	10	FRANCESCO CECCHINI			54.527	Retired	12.577		
	70	MASATOSHI OHMORI			55.184	Retired	12.482		

Leaders : No.66 LINDGREN FREDRIK (1-5)

Start Time : 17/12 - 19:14:58

Best Lap : No.70 OHMORI MASATOSHI 12.482 57,68 Kph
Event Record : No.4 CHAREYRE THOMAS 12.122 59,39 Kph

DTX-BCN 2016 16-17/12/2016

Cronosystem sport-Timing www.cronosystem.es

Apex Timing



SUPERPRESTIGIO DIRTTRACK

17 DICIEMBRE 2016 BARCELONA PALAU SANT JORDI



OPEN

HEAT RACE 2 GR. C (MC2-C)
Lap Chart

For information purposes. No official / regulatory value

	1	2	3	4	5	6	7
Grid	70	124	10	66	64	121	20
Lap 1 Interval	66 0.2	64 0.2	10 0.2	20 0.2	121 0.1	70 0.0	124 3.1
Lap 2	66	64 0.2	10 0.1	20 0.5	70 0.2	121 0.6	124 2.3
Lap 3	66	64 0.1	10 0.2	70 0.7	20 0.2	121 0.3	124 2.2
Lap 4	66	64 0.1	10 0.2	70 0.6	20 0.6	121 0.3	124 2.1
Lap 5	66	64 0.5	121 2.1				

DTX-BCN 2016 16-17/12/2016

Cronosystem sport-Timing www.cronosystem.es

Apex Timing



SUPERPRESTIGIO DIRTTRACK

17 DICIEMBRE 2016 BARCELONA PALAU SANT JORDI



OPEN

HEAT RACE 2 GR. C (MC2-C) Analysis

For information purposes. No official / regulatory value

Laps	Lap Time
No.10 CECCHINI FRANCESCO	
1	13.393
2	12.617
3	12.660
4	12.577

Laps	Lap Time
3	12.649
4	12.629

No.20 HALES TOBY	
1	13.606
2	12.903
3	13.175
4	12.803

No.64 BIDART SYLVAIN	
1	12.929
2	12.716
3	12.591
4	12.617
5	13.096

No.66 LINDGREN FREDRIK	
1	12.921
2	12.692
3	12.640
4	12.649
5	12.666

No.70 OHMORI MASATOSHI	
1	13.671
2	12.911
3	12.675
4	12.482

No.121 NOGUERA JOAN	
1	13.837
2	13.523
3	12.732
4	12.769
5	13.413

No.124 BRINDLEY OLIVER	
1	16.784
2	12.697

DTX-BCN 2016 16-17/12/2016

Cronosystem sport-Timing www.cronosystem.es

Apex Timing



SUPERPRESTIGIO DIRTTRACK








17 DICIEMBRE 2016 BARCELONA PALAU SANT JORDI



OPEN

HEAT RACE 2 GR. C (MC2-C)
Starting Grid

Subject to scrutineering & sporting investigations

7	20	HALES TOBY	GBR 
6	121	NOGUERA JOAN	ESP 
5	64	BIDART SYLVAIN	FRA 
4	66	LINDGREN FREDRIK	SWE 
3	10	CECCHINI FRANCESCO	ITA 
2	124	BRINDLEY OLIVER	GBR 
1	70	OHMORI MASATOSHI	JPN 

POLE POSITION



Start : 17/12 - 19:14 6 Laps = 1,200 Km

DTX-BCN 2016 16-17/12/2016

Cronosystem sport-Timing www.cronosystem.es

Apex Timing 



SUPERPRESTIGIO DIRTTRACK

17 DICIEMBRE 2016 BARCELONA PALAU SANT JORDI

OPEN

FUSION MANGAS GRUPO A (FM-A)

Subject to scrutineering & sporting investigations

Results

Rnk	No.	Driver	MC1-A	MC2-A	Points
1	6	BRAD BAKER	10	10	20
2	4	THOMAS CHAREYRE	8	6	14
3	38	GEORGE PICKERING	3	8	11
4	213	JAUME GAYA	5	4	9
4	30	ALAN BIRTWISTLE	4	5	9
6	17	GERARD BAILO	6	2	8
7	79	JOSEP PIEDRA	2	3	5

DTX-BCN 2016 16-17/12/2016

Cronosystem sport-Timing www.cronosystem.es

Apex Timing



SUPERPRESTIGIO DIRTTRACK

17 DICIEMBRE 2016 BARCELONA PALAU SANT JORDI

OPEN

FUSION MANGAS GRUPO B (FM-B)

Subject to scrutineering & sporting investigations

Results

Rnk	No.	Driver	MC1-B	MC2-B	Points
1	77	FERRAN CARDUS	10	10	20
2	179	GUILLERMO CANO	8	4	12
3	72	GENIS GELADA	3	8	11
4	215	FERRAN SASTRE	2	6	8
5	181	GIANNI BORGIOTTI	5	2	7
5	48	EMANUELE MARZOTTO	6	1	7
5	34	JORDI CASAS	4	3	7
8	971	TOM EDWARDS	1	5	6

DTX-BCN 2016 16-17/12/2016

Cronosystem sport-Timing www.cronosystem.es

Apex Timing 



SUPERPRESTIGIO DIRTTRACK

17 DICIEMBRE 2016 BARCELONA PALAU SANT JORDI

OPEN

FUSION MANGAS GRUPO C (FM-C)

Subject to scrutineering & sporting investigations

Results

Rnk	No.	Driver	MC1-C	MC2-C	Points
1	66	FREDRIK LINDGREN	5	10	15
2	124	OLIVER BRINDLEY	10	4	14
2	64	SYLVAIN BIDART	6	8	14
4	121	JOAN NOGUERA	3	6	9
5	10	FRANCESCO CECCHINI	8	0	8
6	20	TOBY HALES	2	5	7
7	70	MASATOSHI OHMORI	4	0	4

DTX-BCN 2016 16-17/12/2016

Cronosystem sport-Timing www.cronosystem.es

Apex Timing 



SUPERPRESTIGIO DIRTTRACK

17 DICIEMBRE 2016 BARCELONA PALAU SANT JORDI



OPEN

LAST CHANCE QUALIFIER 1 (R1)
Clasificación

Document 20

Rnk	No.	Driver	Nation	Laps	Time	Gap	Best Lap	Speed
1	17	GERARD BAILO		6	1:18.536		12.191	55,00
2	38	GEORGE PICKERING		6	1:19.948	1.412	12.567	54,03
3	34	JORDI CASAS		6	1:21.421	2.885	12.735	53,05
4	213	JAUME GAYA		6	1:21.780	3.244	12.801	52,82
5	79	JOSEP PIEDRA		6	1:22.218	3.682	12.778	52,54
6	30	ALAN BIRTWISTLE		6	1:26.266	7.730	12.477	50,07
7	72	GENIS GELADA		6	1:29.319	10.783	12.342	48,36
8	181	GIANNI BORGIOTTI		5	1:23.310	1 Lap	12.403	43,21

Start Time : 17/12 - 19:59:35

Leaders : No.30 BIRTWISTLE ALAN (1-4) / No.17 BAILO GERARD (5-6)

Best Lap : No.17 BAILO GERARD 12.191 59,05 Kph

Event Record : No.4 CHAREYRE THOMAS 12.122 59,39 Kph

DTX-BCN 2016 16-17/12/2016

Cronosystem sport-Timing www.cronosystem.es

Apex Timing



SUPERPRESTIGIO DIRTTRACK

17 DICIEMBRE 2016 BARCELONA PALAU SANT JORDI



OPEN

LAST CHANCE QUALIFIER 1 (R1) Lap Chart

For information purposes. No official / regulatory value

	1	2	3	4	5	6	7	8
Grid	38	72	213	30	181	17	79	34
Lap 1 Interval	30	38 0.6	17 0.1	34 0.2	213 0.0	79 0.4	72 8.7	181 5.8
Lap 2	30	17 0.5	38 0.2	34 0.5	213 0.3	79 0.3	72 9.0	181 4.9
Lap 3	30	17 0.2	38 0.7	34 0.5	213 0.3	79 0.3	72 8.7	181 4.9
Lap 4	30	17 0.2	38 0.9	34 0.7	213 0.2	79 0.4	72 8.4	181 5.6
Lap 5	17	38 1.2	34 0.9	213 0.6	79 0.4	30 3.0	72 4.4	181 6.5
Lap 6	17	38 1.4	34 1.4	213 0.3	79 0.4	30 4.0	72 3.0	

DTX-BCN 2016 16-17/12/2016

Cronosystem sport-Timing www.cronosystem.es

Apex Timing



SUPERPRESTIGIO DIRTTRACK

17 DICIEMBRE 2016 BARCELONA PALAU SANT JORDI

OPEN

LAST CHANCE QUALIFIER 1 (R1) Analysis

For information purposes. No official / regulatory value

Laps	Lap Time	Laps	Lap Time
No.17 BAILO GERARD		No.79 PIEDRA JOSEP	
1	13.459	1	13.967
2	12.361	2	13.078
3	12.191	3	12.778
4	12.502	4	12.925
5	12.671	5	13.427
6	12.401	6	12.899
No.30 BIRTWISTLE ALAN		No.181 BORGOTTI GIANNI	
1	12.701	1	28.454
2	12.558	2	12.536
3	12.477	3	12.403
4	12.542	4	13.466
5	19.097	5	13.222
6	13.943		
No.34 CASAS JORDI		No.213 GAYA JAUME	
1	13.612	1	13.665
2	12.863	2	13.123
3	12.735	3	12.801
4	12.982	4	12.836
5	13.058	5	13.433
6	13.133	6	12.876
No.38 PICKERING GEORGE			
1	13.154		
2	12.739		
3	12.710		
4	12.732		
5	12.945		
6	12.567		
No.72 GELADA GENIS			
1	22.627		
2	13.390		
3	12.412		
4	12.711		
5	12.342		
6	12.588		

DTX-BCN 2016 16-17/12/2016

Cronosystem sport-Timing www.cronosystem.es

Apex Timing

SUPERPRESTIGIO DIRTTRACK

17 DICIEMBRE 2016 BARCELONA PALAU SANT JORDI



OPEN

LAST CHANCE QUALIFIER 1 (R1)
Starting Grid

Subject to scrutineering & sporting investigations

8	34	CASAS JORDI	ESP
7	79	PIEDRA JOSEP	ESP
6	17	BAILO GERARD	ESP
5	181	BORGIOTTI GIANNI	ITA
4	30	BIRTWISTLE ALAN	GBR
3	213	GAYA JAUME	ESP
2	72	GELADA GENIS	ESP
1	38	PICKERING GEORGE	GBR

POLE POSITION



Start : 17/12 - 19:55 6 Laps = 1,200 Km

DTX-BCN 2016 16-17/12/2016

Cronosystem sport-Timing www.cronosystem.es

Apex Timing



SUPERPRESTIGIO DIRTTRACK

17 DICIEMBRE 2016 BARCELONA PALAU SANT JORDI



OPEN

LAST CHANCE QUALIFIER 2 (R2) Clasificación

Document 21

Rnk	No.	Driver	Nation	Laps	Time	Gap	Best Lap	Speed
1	215	FERRAN SASTRE		6	1:19.338		12.608	54,45
2	64	SYLVAIN BIDART		6	1:19.710	0.372	12.535	54,19
3	48	EMANUELE MARZOTTO		6	1:20.342	1.004	12.656	53,77
4	70	MASATOSHI OHMORI		6	1:20.963	1.625	12.606	53,35
5	971	TOM EDWARDS		6	1:23.194	3.856	12.607	51,92
6	121	JOAN NOGUERA		5	1:26.797	1 Lap	12.662	41,47

Not Classified

	10	FRANCESCO CECCHINI				DNS		
	20	TOBY HALES				DNS		

Leaders : No.215 SASTRE FERRAN (1-6)

Start Time : 17/12 - 20:02:16

Best Lap : No.64 BIDART SYLVAIN 12.535 57,43 Kph
Event Record : No.4 CHAREYRE THOMAS 12.122 59,39 Kph

DTX-BCN 2016 16-17/12/2016

Cronosystem sport-Timing www.cronosystem.es

Apex Timing



SUPERPRESTIGIO DIRTTRACK

17 DICIEMBRE 2016 BARCELONA PALAU SANT JORDI

OPEN

LAST CHANCE QUALIFIER 2 (R2) Lap Chart

For information purposes. No official / regulatory value

	1	2	3	4	5	6	7	8
Grid	64	215	121	70	48	20	70	971
Lap 1 Interval	215	48 0.3	64 0.1	70 0.1	971 0.3	121 18.5		
Lap 2	215	48 0.3	64 0.2	70 0.3	971 0.5	121 18.2		
Lap 3	215	64 0.5	48 0.1	70 0.2	971 0.5	121 18.3		
Lap 4	215	64 0.3	48 0.3	70 0.3	971 0.8	121 18.1		
Lap 5	215	64 0.2	48 0.4	70 0.4	971 1.3	121 17.7		
Lap 6	215	64 0.3	48 0.6	70 0.6	971 2.2			

SUPERPRESTIGIO DIRTTRACK

17 DICIEMBRE 2016 BARCELONA PALAU SANT JORDI



OPEN

LAST CHANCE QUALIFIER 2 (R2) Analysis

For information purposes. No official / regulatory value

Laps	Lap Time	Laps	Lap Time
No.48 MARZOTTO EMANUELE		2	13.010
1	13.142	3	12.607
2	12.656	4	13.114
3	12.968	5	13.287
4	12.700	6	14.099
5	12.677		
6	13.030		
No.64 BIDART SYLVAIN			
1	13.354		
2	12.678		
3	12.567		
4	12.567		
5	12.535		
6	12.857		
No.70 OHMORI MASATOSHI			
1	13.690		
2	12.872		
3	12.606		
4	12.787		
5	12.773		
6	13.225		
No.121 NOGUERA JOAN			
1	32.534		
2	12.711		
3	12.662		
4	12.946		
5	12.848		
No.215 SASTRE FERRAN			
1	12.841		
2	12.675		
3	12.608		
4	12.713		
5	12.654		
6	12.751		
No.971 EDWARDS TOM			
1	13.814		

DTX-BCN 2016 16-17/12/2016

Cronosystem sport-Timing www.cronosystem.es

Apex Timing



SUPERPRESTIGIO DIRTTRACK

17 DICIEMBRE 2016 BARCELONA PALAU SANT JORDI




OPEN

LAST CHANCE QUALIFIER 2 (R2)
Starting Grid

Subject to scrutineering & sporting investigations

8	EDWARDS TOM 971	AUS
7	OHMORI MASATOSHI 70	JPN
6	HALES TOBY 20	GBR
5	MARZOTTO EMANUELE 48	ITA
4	CECCHINI FRANCESCO 10	ITA
3	NOGUERA JOAN 121	ESP
2	SASTRE FERRAN 215	ESP
1	BIDART SYLVAIN 64	FRA

POLE POSITION



Start : 17/12 - 20:00 6 Laps = 1,200 Km

DTX-BCN 2016 16-17/12/2016

Cronosystem sport-Timing www.cronosystem.es

Apex Timing



SUPERPRESTIGIO DIRTTRACK

17 DICIEMBRE 2016 BARCELONA PALAU SANT JORDI



OPEN

**FINAL 1
Clasificación**

Document 22

Rnk	No.	Driver	Nation	Laps	Time	Gap	Best Lap	Speed	Points
1	6	BRAD BAKER		8	1:41.543		12.187	56,72	10
2	17	GERARD BAILO		8	1:44.041	2.498	12.266	55,36	8
3	4	THOMAS CHAREYRE		8	1:44.558	3.015	12.336	55,08	6
4	77	FERRAN CARDUS		8	1:45.514	3.971	12.156	54,58	5
5	124	OLIVER BRINDLEY		8	1:46.243	4.700	12.426	54,21	4
6	66	FREDRIK LINDGREN		8	1:46.945	5.402	12.373	53,85	3
7	179	GUILLERMO CANO		7	1:43.054	1 Lap	12.506	48,90	2
Not Classified									
	215	FERRAN SASTRE			37.868	Retired	14.401		

Leaders : No.6 BAKER BRAD (1-8)

Start Time : 17/12 - 20:18:41

Best Lap : No.77 CARDUS FERRAN 12.156 59,23 Kph
Event Record : No.4 CHAREYRE THOMAS 12.122 59,39 Kph

DTX-BCN 2016 16-17/12/2016

Cronosystem sport-Timing www.cronosystem.es

Apex Timing



SUPERPRESTIGIO DIRTTRACK

17 DICIEMBRE 2016 BARCELONA PALAU SANT JORDI



OPEN

**FINAL 1
Lap Chart**

For information purposes. No official / regulatory value

	1	2	3	4	5	6	7	8
Grid	6	77	66	4	179	124	17	215
Lap 1 Interval	6	77 0.5	17 0.7	4 0.3	66 0.2	124 0.5	215 5.7	179 0.8
Lap 2	6	77 0.4	17 0.9	4 0.4	66 0.5	124 0.5	179 6.8	215 0.5
Lap 3	6	77 0.7	17 0.6	4 0.5	66 0.4	124 0.8	179 9.1	
Lap 4	6	77 1.1	17 0.5	4 0.4	66 0.6	124 0.8	179 9.5	
Lap 5	6	77 1.6	17 0.3	4 0.1	66 0.7	124 0.7	179 9.5	
Lap 6	6	77 2.0	17 0.2	4 0.1	66 0.5	124 0.6	179 9.7	
Lap 7	6	17 2.6	4 0.3	77 0.2	66 0.1	124 0.6	179 9.8	
Lap 8	6	17 2.4	4 0.5	77 0.9	124 0.7	66 0.7		

DTX-BCN 2016 16-17/12/2016

Cronosystem sport-Timing www.cronosystem.es

Apex Timing



SUPERPRESTIGIO DIRTTRACK

17 DICIEMBRE 2016 BARCELONA PALAU SANT JORDI



OPEN

**FINAL 1
Analysis**

For information purposes. No official / regulatory value

Laps	Lap Time	Laps	Lap Time
No.4 CHAREYRE THOMAS		No.77 CARDUS FERRAN	
1	13.933	1	12.457
2	12.407	2	12.156
3	12.400	3	12.586
4	12.336	4	12.568
5	12.405	5	12.900
6	12.716	6	12.788
7	12.847	7	13.543
8	12.443	8	13.134
No.6 BAKER BRAD		No.124 BRINDLEY OLIVER	
1	12.232	1	14.340
2	12.260	2	12.774
3	12.246	3	12.600
4	12.187	4	12.476
5	12.343	5	12.426
6	12.427	6	12.494
7	12.357	7	12.684
8	12.405	8	13.047
No.17 BAILO GERARD		No.179 CANO GUILLERMO	
1	13.348	1	21.173
2	12.284	2	13.017
3	12.337	3	14.891
4	12.457	4	12.868
5	12.717	5	12.506
6	12.693	6	12.686
7	12.650	7	12.754
8	12.266	No.215 SASTRE FERRAN	
No.66 LINDGREN FREDRIK		1	20.306
1	13.996	2	14.401
2	12.709		
3	12.373		
4	12.477		
5	12.517		
6	12.537		
7	12.747		
8	14.368		

DTX-BCN 2016 16-17/12/2016

Cronosystem sport-Timing www.cronosystem.es

Apex Timing



SUPERPRESTIGIO DIRTTRACK









17 DICIEMBRE 2016 BARCELONA PALAU SANT JORDI



OPEN

FINAL 1
Starting Grid

Subject to scrutineering & sporting investigations

8	215	SASTRE FERRAN	ESP 
7	17	BAILO GERARD	ESP 
6	124	BRINDLEY OLIVER	GBR 
5	179	CANO GUILLERMO	ESP 
4	4	CHAREYRE THOMAS	FRA 
3	66	LINDGREN FREDRIK	SWE 
2	77	CARDUS FERRAN	ESP 
1	6	BAKER BRAD	USA 

POLE POSITION



Start : 17/12 - 20:15 8 Laps = 1,600 Km

DTX-BCN 2016 16-17/12/2016

Cronosystem sport-Timing www.cronosystem.es

Apex Timing 



SUPERPRESTIGIO DIRTTRACK

17 DICIEMBRE 2016 BARCELONA PALAU SANT JORDI



OPEN

**FINAL 2
Clasificación**

Document 23

Rnk	No. Driver	Nation	Laps	Time	Gap	Best Lap	Speed	Points
1	17 GERARD BAILO		8	1:43.862		12.382	55,45	10
2	6 BRAD BAKER		8	1:44.687	0.825	12.283	55,02	8
3	66 FREDRIK LINDGREN		8	1:45.919	2.057	12.596	54,38	6
4	4 THOMAS CHAREYRE		8	1:46.158	2.296	12.709	54,25	5
5	77 FERRAN CARDUS		8	1:47.435	3.573	12.572	53,61	4
6	179 GUILLERMO CANO		8	1:47.725	3.863	12.649	53,46	3
7	215 FERRAN SASTRE		8	1:48.194	4.332	12.642	53,23	2
8	124 OLIVER BRINDLEY		8	1:48.674	4.812	12.713	53,00	1

Leaders : No.17 BAILO GERARD (1-8)

Start Time : 17/12 - 20:39:34

Best Lap : No.6 BAKER BRAD 12.283 58,61 Kph
Event Record : No.4 CHAREYRE THOMAS 12.122 59,39 Kph

DTX-BCN 2016 16-17/12/2016

Cronosystem sport-Timing www.cronosystem.es

Apex Timing



SUPERPRESTIGIO DIRTTRACK

17 DICIEMBRE 2016 BARCELONA PALAU SANT JORDI



OPEN

**FINAL 2
Lap Chart**

For information purposes. No official / regulatory value

	1	2	3	4	5	6	7	8
Grid	215	17	124	179	4	66	77	6
Lap 1 Interval	17 0.2	66 0.1	4 0.3	179 0.2	77 0.3	6 0.0	215 0.3	124 0.1
Lap 2	17	66 0.3	4 0.2	6 0.7	77 0.3	179 0.1	215 0.3	124 0.0
Lap 3	17	66 0.6	4 0.2	6 0.2	77 0.6	179 0.2	215 0.4	124 0.3
Lap 4	17	66 0.9	4 0.2	6 0.1	77 0.6	179 0.4	215 0.2	124 0.4
Lap 5	17	66 1.0	6 0.2	4 0.1	77 0.7	179 0.2	215 0.3	124 0.3
Lap 6	17	6 1.2	66 0.3	4 0.2	77 0.7	179 0.2	215 0.3	124 0.3
Lap 7	17	6 1.1	66 0.7	4 0.2	77 0.9	179 0.3	215 0.3	124 0.4
Lap 8	17	6 0.8	66 1.2	4 0.2	77 1.2	179 0.2	215 0.4	124 0.4

DTX-BCN 2016 16-17/12/2016

Cronosystem sport-Timing www.cronosystem.es

Apex Timing



SUPERPRESTIGIO DIRTTRACK

17 DICIEMBRE 2016 BARCELONA PALAU SANT JORDI



OPEN

**FINAL 2
Analysis**

For information purposes. No official / regulatory value

Laps	Lap Time	Laps	Lap Time
No.4 CHAREYRE THOMAS		No.77 CARDUS FERRAN	
1	13.079	1	13.464
2	12.767	2	13.334
3	12.879	3	12.572
4	12.745	4	12.694
5	12.797	5	12.779
6	12.839	6	12.829
7	12.709	7	12.922
8	12.753	8	13.080
No.6 BAKER BRAD		No.124 BRINDLEY OLIVER	
1	13.514	1	13.740
2	12.970	2	13.426
3	12.331	3	13.065
4	12.674	4	12.713
5	12.491	5	12.730
6	12.380	6	12.722
7	12.283	7	13.061
8	12.328	8	13.276
No.17 BAILO GERARD		No.179 CANO GUILLERMO	
1	12.508	1	13.144
2	12.634	2	13.754
3	12.560	3	12.686
4	12.485	4	12.825
5	12.511	5	12.649
6	12.382	6	12.754
7	12.451	7	13.016
8	12.616	8	13.070
No.66 LINDGREN FREDRIK		No.215 SASTRE FERRAN	
1	12.782	1	13.967
2	12.649	2	13.493
3	12.905	3	12.780
4	12.747	4	12.642
5	12.596	5	12.797
6	13.007	6	12.741
7	12.699	7	12.960
8	12.798	8	13.222

DTX-BCN 2016 16-17/12/2016

Cronosystem sport-Timing www.cronosystem.es

Apex Timing



SUPERPRESTIGIO DIRTTRACK



17 DICIEMBRE 2016 BARCELONA PALAU SANT JORDI


OPEN

FINAL 2
Starting Grid

Subject to scrutineering & sporting investigations

8	6	BAKER BRAD	USA
7	77	CARDUS FERRAN	ESP
6	66	LINDGREN FREDRIK	SWE
5	4	CHAREYRE THOMAS	FRA
4	179	CANO GUILLERMO	ESP
3	124	BRINDLEY OLIVER	GBR
2	17	BAILO GERARD	ESP
1	215	SASTRE FERRAN	ESP

POLE POSITION



Start : 17/12 - 20:35 8 Laps = 1,600 Km

DTX-BCN 2016 16-17/12/2016

Cronosystem sport-Timing www.cronosystem.es

Apex Timing



SUPERPRESTIGIO DIRTTRACK

17 DICIEMBRE 2016 BARCELONA PALAU SANT JORDI



OPEN

**FINAL 3
Clasificación**

Document 24

Rnk	No.	Driver	Nation	Laps	Time	Gap	Best Lap	Speed	Points
1	6	BRAD BAKER		14	2:58.679		12.345	56,41	16
2	4	THOMAS CHAREYRE		14	2:59.022	0.343	12.337	56,30	14
3	17	GERARD BAILO		14	3:02.274	3.595	12.399	55,30	12
4	179	GUILLERMO CANO		14	3:03.771	5.092	12.368	54,85	10
5	77	FERRAN CARDUS		14	3:05.937	7.258	12.491	54,21	8
6	124	OLIVER BRINDLEY		14	3:06.493	7.814	12.498	54,05	6
7	215	FERRAN SASTRE		14	3:19.803	21.124	12.333	50,44	4
Not Classified									
	66	FREDRIK LINDGREN			17.513	Retired	14.252		

Leaders : No.4 CHAREYRE THOMAS (1-2) / No.6 BAKER BRAD (3-14)

Best Lap : No.215 SASTRE FERRAN 12.333 58,37 Kph

Event Record : No.4 CHAREYRE THOMAS 12.122 59,39 Kph

Start Time : 17/12 - 21:04:28

DTX-BCN 2016 16-17/12/2016

Cronosystem sport-Timing www.cronosystem.es

Apex Timing



SUPERPRESTIGIO DIRTTRACK

17 DICIEMBRE 2016 BARCELONA PALAU SANT JORDI



OPEN

**FINAL 3
Lap Chart**

For information purposes. No official / regulatory value

	1	2	3	4	5	6	7	8
Grid	6	77	66	4	179	124	17	215
Lap 1 Interval	4	6 0.2	17 0.1	77 0.2	124 0.0	179 0.2	215 0.0	66 0.1
Lap 2	4	6 0.1	17 0.3	77 0.1	179 0.9	215 0.4	124 3.3	
Lap 3	6	4 0.1	77 0.4	17 0.5	179 0.4	215 0.7	124 3.0	
Lap 4	6	4 0.1	77 0.5	17 0.6	179 0.4	215 0.5	124 3.2	
Lap 5	6	4 0.2	77 0.7	17 0.4	179 0.3	215 0.6	124 3.1	
Lap 6	6	4 0.2	77 1.1	17 0.4	179 0.4	215 0.2	124 3.3	
Lap 7	6	4 0.1	77 1.6	17 0.2	179 0.2	215 0.5	124 3.2	
Lap 8	6	4 0.2	77 2.2	17 0.1	179 0.2	215 0.2	124 3.0	
Lap 9	6	4 0.1	77 2.8	17 0.1	179 0.1	215 0.4	124 2.7	
Lap 10	6	4 0.1	17 3.3	77 0.4	179 0.1	215 0.5	124 1.9	
Lap 11	6	4 0.2	17 3.2	77 0.8	179 0.4	215 0.3	124 1.7	
Lap 12	6	4 0.2	17 3.1	179 1.5	77 0.7	215 0.0	124 1.1	
Lap 13	6	4 0.2	17 3.1	179 1.3	77 1.5	215 0.3	124 0.3	
Lap 14	6	4 0.3	17 3.2	179 1.4	77 2.1	124 0.5	215 13.3	

DTX-BCN 2016 16-17/12/2016

Cronosystem sport-Timing www.cronosystem.es

Apex Timing



SUPERPRESTIGIO DIRTTRACK

17 DICIEMBRE 2016 BARCELONA PALAU SANT JORDI



OPEN

**FINAL 3
Analysis**

For information purposes. No official / regulatory value

Laps	Lap Time	Laps	Lap Time	Laps	Lap Time
No.4 CHAREYRE THOMAS		7	12.679	12	12.641
1	13.052	8	13.140	13	12.733
2	12.666	9	13.078	14	13.219
3	12.681	10	12.836	No.179 CANO GUILLERMO	
4	12.337	11	12.399	1	14.034
5	12.467	12	12.526	2	13.212
6	12.353	13	12.596	3	12.519
7	12.396	14	12.624	4	12.571
8	12.572	No.66 LINDGREN FREDRIK		5	12.497
9	12.545	1	14.252	6	12.738
10	12.463	No.77 CARDUS FERRAN		7	12.515
11	12.477	1	13.659	8	13.158
12	12.613	2	12.575	9	12.892
13	12.573	3	12.499	10	13.308
14	12.545	4	12.491	11	13.142
No.6 BAKER BRAD		5	12.670	12	12.803
1	13.209	6	12.709	13	12.368
2	12.505	7	12.899	14	12.756
3	12.407	8	13.200	No.215 SASTRE FERRAN	
4	12.345	9	13.114	1	14.124
5	12.352	10	13.373	2	13.526
6	12.362	11	12.854	3	12.849
7	12.469	12	14.005	4	12.363
8	12.526	13	13.178	5	12.604
9	12.582	14	13.354	6	12.333
10	12.440	No.124 BRINDLEY OLIVER		7	12.810
11	12.471	1	13.576	8	12.928
12	12.582	2	17.204	9	13.054
13	12.543	3	12.604	10	13.412
14	12.465	4	12.565	11	12.931
No.17 BAILO GERARD		5	12.498	12	13.225
1	13.144	6	12.544	13	13.480
2	12.662	7	12.639	14	26.901
3	13.153	8	12.722		
4	12.575	9	12.789		
5	12.517	10	12.642		
6	12.686	11	12.653		

DTX-BCN 2016 16-17/12/2016

Cronosystem sport-Timing www.cronosystem.es

Apex Timing



SUPERPRESTIGIO DIRTTRACK









17 DICIEMBRE 2016 BARCELONA PALAU SANT JORDI



OPEN

FINAL 3
Starting Grid

Subject to scrutineering & sporting investigations

8	215	SASTRE FERRAN	ESP 
7	17	BAILO GERARD	ESP 
6	124	BRINDLEY OLIVER	GBR 
5	179	CANO GUILLERMO	ESP 
4	4	CHAREYRE THOMAS	FRA 
3	66	LINDGREN FREDRIK	SWE 
2	77	CARDUS FERRAN	ESP 
1	6	BAKER BRAD	USA 

POLE POSITION



Start : 17/12 - 20:59 14 Laps = 2,800 Km

DTX-BCN 2016 16-17/12/2016

Cronosystem sport-Timing www.cronosystem.es

Apex Timing 



SUPERPRESTIGIO DIRTTRACK

17 DICIEMBRE 2016 BARCELONA PALAU SANT JORDI



OPEN

RESULTADOS FINALES (RF)
Results

Document 25

Rnk	No.	Driver	Nation	FINAL 1	FINAL 2	FINAL 3	Points
1	6	BAKER BRAD		10	8	16	34
2	17	BAILO GERARD		8	10	12	30
3	4	CHAREYRE THOMAS		6	5	14	25
4	77	CARDUS FERRAN		5	4	8	17
5	179	CANO GUILLERMO		2	3	10	15
6	124	BRINDLEY OLIVER		4	1	6	11
7	66	LINDGREN FREDRIK		3	6	0	9
8	215	SASTRE FERRAN		0	2	4	6

DTX-BCN 2016 16-17/12/2016

Cronosystem sport-Timing www.cronosystem.es

Apex Timing

