









JUNIOR

FINAL RESULTS (FF) Results

Document 11

| Rnk | No. | Driver | Nation | FINAL 1 | FINAL 2 | Points |
|-----|-----|--------------------|--|---------|---------|--------|
| 1 | 51 | URIARTE BRIAN |  | 10 | 10 | 20 |
| 2 | 19 | SOLA POL |  | 8 | 8 | 16 |
| 3 | 94 | AGUILAR MARC |  | 6 | 6 | 12 |
| 4 | 16 | HIDALGO URIEL |  | 4 | 5 | 9 |
| 5 | 13 | GAYA JORDI |  | 3 | 4 | 7 |
| 6 | 22 | TORRALBA JOSE LUIS |  | 5 | 1 | 6 |
| 7 | 93 | SERRA MAX |  | 2 | 3 | 5 |
| 8 | 77 | RUBIO ERIC |  | 1 | 2 | 3 |



JUNIOR

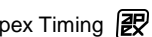
FINAL JUNIOR 2 (FINAL 2)
Clasificación

Document 10

| Rnk | No. | Driver | Nation | Laps | Time | Gap | Best Lap | Best Kph | Points |
|-----|-----|--------------------|--------|------|----------|--------|----------|----------|--------|
| 1 | 51 | URIARTE BRIAN | | 6 | 1:18.244 | | 12.362 | | 10 |
| 2 | 19 | SOLA POL | | 6 | 1:18.940 | 0.696 | 12.474 | | 8 |
| 3 | 94 | AGUILAR MARC | | 6 | 1:19.802 | 1.558 | 12.567 | | 6 |
| 4 | 16 | HIDALGO URIEL | | 6 | 1:21.995 | 3.751 | 12.842 | | 5 |
| 5 | 13 | GAYA JORDI | | 6 | 1:22.200 | 3.956 | 12.704 | | 4 |
| 6 | 93 | SERRA MAX | | 6 | 1:22.840 | 4.596 | 12.702 | | 3 |
| 7 | 77 | RUBIO ERIC | | 6 | 1:30.140 | 11.896 | 14.105 | | 2 |
| 8 | 22 | TORRALBA JOSE LUIS | | 5 | 1:25.908 | 1 Lap | 13.597 | | 1 |

Start Time : 16/12 - 20:45:20

Leaders : No.51 BRIAN URIARTE (1-6)
 Best Lap : No.51 BRIAN URIARTE 12.362
 Event Record : No.51 BRIAN URIARTE 12.343



JUNIOR

FINAL JUNIOR 2 (FINAL 2)

Lap Chart

For information purposes. No official / regulatory value

| | 1 | 2 | 3 | 4 | 5 | 6 | 7 | 8 |
|----------------------------------|----|-----------|-----------|-----------|-----------|-----------|-----------|----------------------|
| Grid | 51 | 19 | 94 | 13 | 93 | 16 | 22 | 77 |
| Start | 51 | 19 | 94 | 16 | 13 | 93 | 77 | 22 |
| Lap 1 <small>Interval</small> | 51 | 19 0.5 | 94 0.3 | 16 0.4 | 13 0.2 | 93 0.4 | 77 1.5 | 22 10.2 |
| Lap 2 | 51 | 19 0.7 | 94 0.3 | 16 0.9 | 13 0.3 | 93 0.5 | 77 2.4 | 22 10.1 |
| Lap 3 | 51 | 19 0.6 | 94 0.6 | 16 1.2 | 13 0.3 | 93 0.4 | 77 3.6 | 22 10.8 |
| Lap 4 | 51 | 19 0.8 | 94 0.7 | 16 1.4 | 13 0.2 | 93 0.9 | 77 4.6 | 22 10.1 |
| Lap 5 | 51 | 19 1.0 | 94 0.7 | 16 1.8 | 13 0.3 | 93 0.6 | 77 6.0 | 22 9.8 |
| Lap 6 | 51 | 19 0.6 | 94 0.8 | 16 2.1 | 13 0.2 | 93 0.6 | 77 7.3 | |



JUNIOR

FINAL JUNIOR 2 (FINAL 2)

Analysis

For information purposes. No official / regulatory value

| Laps | Lap Time |
|-------------------------|---------------|
| No.13 JORDI GAYA | |
| 1 | 13.773 |
| 2 | 13.176 |
| 3 | 13.106 |
| 4 | 12.704 |
| 5 | 13.028 |
| 6 | 12.887 |

| Laps | Lap Time |
|---------------------------|---------------|
| No.94 MARC AGUILAR | |
| 1 | 13.099 |
| 2 | 12.686 |
| 3 | 12.711 |
| 4 | 12.621 |
| 5 | 12.567 |
| 6 | 12.703 |

| | |
|----------------------------|---------------|
| No.16 URIEL HIDALGO | |
| 1 | 13.569 |
| 2 | 13.097 |
| 3 | 13.078 |
| 4 | 12.842 |
| 5 | 12.933 |
| 6 | 13.034 |

| | |
|-----------------------|---------------|
| No.19 POL SOLA | |
| 1 | 12.976 |
| 2 | 12.677 |
| 3 | 12.474 |
| 4 | 12.529 |
| 5 | 12.533 |
| 6 | 12.579 |

| | |
|---------------------------------|---------------|
| No.22 JOSE LUIS TORRALBA | |
| 1 | 14.807 |
| 2 | 14.121 |
| 3 | 14.874 |
| 4 | 13.597 |
| 5 | 13.818 |









| | |
|----------------------------|---------------|
| No.51 BRIAN URIARTE | |
| 1 | 12.771 |
| 2 | 12.465 |
| 3 | 12.491 |
| 4 | 12.371 |
| 5 | 12.362 |
| 6 | 12.909 |

| | |
|-------------------------|---------------|
| No.77 ERIC RUBIO | |
| 1 | 15.291 |
| 2 | 14.212 |
| 3 | 14.243 |
| 4 | 14.229 |
| 5 | 14.105 |
| 6 | 14.123 |


| | |
|------------------------|---------------|
| No.93 MAX SERRA | |
| 1 | 13.996 |
| 2 | 13.272 |
| 3 | 13.094 |
| 4 | 13.159 |
| 5 | 12.702 |
| 6 | 12.901 |



Starting Grid

| | | | |
|---|----|--------------------|--|
| 8 | 77 | ERIC RUBIO | ESP  |
| | | 13.891 | KTM |
| 7 | 22 | JOSE LUIS TORRALBA | ESP  |
| | | 12.934 | KTM |
| 6 | 16 | URIEL HIDALGO | ESP  |
| | | 12.923 | KTM |
| 5 | 93 | MAX SERRA | ESP  |
| | | 12.695 | KTM |
| 4 | 13 | JORDI GAYA | ESP  |
| | | 12.669 | KTM |
| 3 | 94 | MARC AGUILAR | ESP  |
| | | 12.621 | KTM |
| 2 | 19 | POL SOLA | ESP  |
| | | 12.555 | KTM |
| 1 | 51 | BRIAN URIARTE | ESP  |
| | | 12.343 | KTM |

POLE POSITION



Start : 16/12 - 20:45 6 Laps = 0,000 Km

SUPERPRESTIGIO2017 15-16/12/2017

Page 1 / 1

Apex Timing 











JUNIOR

FINAL JUNIOR 1 (FINAL 1)

Document 9

Clasificación

| Rnk | No. Driver | Nation | Laps | Time | Gap | Best Lap | Best Kph | Points |
|-----|------------------------------|---|------|----------|---------------|----------|----------|-----------|
| 1 | 51 URIARTE BRIAN |  | 6 | 1:17.230 | | 12.409 | | 10 |
| 2 | 19 SOLA POL |  | 6 | 1:18.362 | 1.132 | 12.669 | | 8 |
| 3 | 94 AGUILAR MARC |  | 6 | 1:19.350 | 2.120 | 12.699 | | 6 |
| 4 | 22 TORRALBA JOSE LUIS |  | 6 | 1:20.824 | 3.594 | 12.880 | | 5 |
| 5 | 16 HIDALGO URIEL |  | 6 | 1:21.921 | 4.691 | 12.970 | | 4 |
| 6 | 13 GAYA JORDI |  | 6 | 1:22.210 | 4.980 | 12.992 | | 3 |
| 7 | 93 SERRA MAX |  | 6 | 1:22.620 | 5.390 | 12.968 | | 2 |
| 8 | 77 RUBIO ERIC |  | 6 | 1:29.773 | 12.543 | 14.225 | | 1 |

Start Time : 16/12 - 20:06:19

Leaders : No.51 BRIAN URIARTE (1-6)
 Best Lap : No.51 BRIAN URIARTE 12.409
 Event Record : No.51 BRIAN URIARTE 12.343



JUNIOR

FINAL JUNIOR 1 (FINAL 1)

Lap Chart

For information purposes. No official / regulatory value

| | 1 | 2 | 3 | 4 | 5 | 6 | 7 | 8 |
|-------------------|----|-----------|-----------|-----------|-----------|-----------|-----------|-----------|
| Grid | 51 | 19 | 94 | 13 | 93 | 16 | 22 | 77 |
| Start | 51 | 19 | 16 | 94 | 22 | 93 | 77 | 13 |
| Lap 1 Interval | 51 | 19 0.6 | 94 0.3 | 22 0.5 | 16 0.4 | 93 0.3 | 13 0.1 | 77 1.4 |
| Lap 2 | 51 | 19 0.9 | 94 0.4 | 22 0.8 | 16 0.7 | 13 0.4 | 93 0.3 | 77 2.1 |
| Lap 3 | 51 | 19 1.1 | 94 0.4 | 22 1.0 | 16 0.8 | 13 0.3 | 93 0.6 | 77 3.2 |
| Lap 4 | 51 | 19 1.2 | 94 0.4 | 22 1.1 | 16 1.1 | 13 0.3 | 93 0.5 | 77 4.5 |
| Lap 5 | 51 | 19 1.3 | 94 0.8 | 22 1.2 | 16 1.0 | 13 0.4 | 93 0.5 | 77 5.9 |
| Lap 6 | 51 | 19 1.1 | 94 0.9 | 22 1.4 | 16 1.0 | 13 0.2 | 93 0.4 | 77 7.1 |



JUNIOR

FINAL JUNIOR 1 (FINAL 1)

Analysis









For information purposes. No official / regulatory value

| Laps | Lap Time |
|---------------------------------|---------------|
| No.13 JORDI GAYA | |
| 1 | 13.276 |
| 2 | 13.143 |
| 3 | 12.994 |
| 4 | 13.235 |
| 5 | 12.992 |
| 6 | 13.119 |
| No.16 URIEL HIDALGO | |
| 1 | 14.026 |
| 2 | 13.249 |
| 3 | 13.074 |
| 4 | 13.178 |
| 5 | 12.970 |
| 6 | 13.236 |
| No.19 POL SOLA | |
| 1 | 12.891 |
| 2 | 12.719 |
| 3 | 12.698 |
| 4 | 12.695 |
| 5 | 12.669 |
| 6 | 12.811 |
| No.22 JOSE LUIS TORRALBA | |
| 1 | 13.399 |
| 2 | 12.996 |
| 3 | 12.913 |
| 4 | 12.880 |
| 5 | 13.134 |
| 6 | 13.166 |
| No.51 BRIAN URIARTE | |
| 1 | 12.409 |
| 2 | 12.472 |
| 3 | 12.504 |
| 4 | 12.542 |
| 5 | 12.565 |
| 6 | 13.069 |
| No.77 ERIC RUBIO | |
| 1 | 15.481 |
| 2 | 14.246 |
| 3 | 14.345 |
| 4 | 14.429 |
| 5 | 14.344 |
| 6 | 14.225 |
| No.93 MAX SERRA | |
| 1 | 14.204 |
| 2 | 13.643 |
| 3 | 13.241 |
| 4 | 13.147 |
| 5 | 12.968 |


| Laps | Lap Time |
|---------------------------|---------------|
| 6 | 13.028 |
| No.94 MARC AGUILAR | |
| 1 | 12.858 |
| 2 | 12.769 |
| 3 | 12.726 |
| 4 | 12.699 |
| 5 | 13.071 |
| 6 | 12.941 |



Starting Grid

| | | | |
|----------|-----------|---------------------------|---|
| 8 | 77 | ERIC RUBIO | ESP  |
| | | 13.891 | KTM |
| 7 | 22 | JOSE LUIS TORRALBA | ESP  |
| | | 12.934 | KTM |
| 6 | 16 | URIEL HIDALGO | ESP  |
| | | 12.923 | KTM |
| 5 | 93 | MAX SERRA | ESP  |
| | | 12.695 | KTM |
| 4 | 13 | JORDI GAYA | ESP  |
| | | 12.669 | KTM |
| 3 | 94 | MARC AGUILAR | ESP  |
| | | 12.621 | KTM |
| 2 | 19 | POL SOLA | ESP  |
| | | 12.555 | KTM |
| 1 | 51 | BRIAN URIARTE | ESP  |
| | | 12.343 | KTM |

POLE POSITION



Start : 16/12 - 20:05 6 Laps = 0,000 Km

SUPERPRESTIGIO2017 15-16/12/2017









Page 1 / 1

Apex Timing 

JUNIOR

QUALIFYING RESULTS (Q1-Q2)
Results

Document 6

| Rnk | No. | Driver | Nation | Q1 | Q2 | Time | Gap |
|-----|-----|--------------------|---|--------|--------|--------|-------|
| 1 | 51 | URIARTE BRIAN |  | 12.343 | 12.563 | 12.343 | |
| 2 | 19 | SOLA POL |  | 12.555 | 12.773 | 12.555 | 0.212 |
| 3 | 94 | AGUILAR MARC |  | 12.621 | 12.698 | 12.621 | 0.278 |
| 4 | 13 | GAYA JORDI |  | 12.669 | 12.825 | 12.669 | 0.326 |
| 5 | 93 | SERRA MAX |  | 12.695 | 12.699 | 12.695 | 0.352 |
| 6 | 16 | HIDALGO URIEL |  | 12.923 | 12.981 | 12.923 | 0.580 |
| 7 | 22 | TORRALBA JOSE LUIS |  | 12.958 | 12.934 | 12.934 | 0.591 |
| 8 | 77 | RUBIO ERIC |  | 13.891 | 14.199 | 13.891 | 1.548 |











JUNIOR

QUALIFYING PRACTICE 2 (Q2)

Document 5

Clasificación

| Rnk | No. | Driver | Nation | Time | In Lap | Laps | Gap | Interv. | Make |
|-----|-----|--------------------|---|--------|--------|------|-------|---------|------|
| 1 | 51 | URIARTE BRIAN |  | 12.563 | 9 | 11 | | | KTM |
| 2 | 94 | AGUILAR MARC |  | 12.698 | 2 | 14 | 0.135 | 0.135 | KTM |
| 3 | 93 | SERRA MAX |  | 12.699 | 5 | 12 | 0.136 | 0.001 | KTM |
| 4 | 19 | SOLA POL |  | 12.773 | 5 | 13 | 0.210 | 0.074 | KTM |
| 5 | 13 | GAYA JORDI |  | 12.825 | 2 | 13 | 0.262 | 0.052 | KTM |
| 6 | 22 | TORRALBA JOSE LUIS |  | 12.934 | 5 | 12 | 0.371 | 0.109 | KTM |
| 7 | 16 | HIDALGO URIEL |  | 12.981 | 13 | 13 | 0.418 | 0.047 | KTM |
| 8 | 77 | RUBIO ERIC |  | 14.199 | 12 | 12 | 1.636 | 1.218 | KTM |

Start Time : 16/12 - 13:36:39

Best Lap : No.51 BRIAN URIARTE 12.563
 Event Record : No.51 BRIAN URIARTE 12.343



JUNIOR

QUALIFYING PRACTICE 2 (Q2)

Analysis

| Laps | Lap Time | Laps | Lap Time | Laps | Lap Time |
|---------------------------------|----------|----------------------------|----------|------|----------|
| No.13 JORDI GAYA | | 6 | 13.228 | 3 | 12.771 |
| 1 | 12.872 | 7 | 13.317 | 4 | 13.078 |
| 2 | 12.825 | 8 | 13.059 | 5 | 12.888 |
| 3 | 17.421 | 9 | 36.939 | 6 | 12.779 |
| 4 | 12.839 | 10 | 13.891 | 7 | 12.822 |
| 5 | 12.906 | 11 | 13.143 | 8 | 12.841 |
| 6 | 12.940 | 12 | 13.280 | 9 | 12.977 |
| 7 | 12.988 | No.51 BRIAN URIARTE | | 10 | 16.893 |
| 8 | 12.871 | 1 | 12.758 | 11 | 13.073 |
| 9 | 13.846 | 2 | 12.899 | 12 | 12.845 |
| 10 | 13.998 | 3 | 13.048 | 13 | 13.049 |
| 11 | 13.047 | 4 | 46.055 | 14 | 16.140 |
| 12 | 12.980 | 5 | 12.794 | | |
| 13 | 12.892 | 6 | 12.684 | | |
| | | 7 | 13.373 | | |
| No.16 URIEL HIDALGO | | 8 | 12.912 | | |
| 1 | 13.246 | 9 | 12.563 | | |
| 2 | 13.534 | 10 | 12.818 | | |
| 3 | 13.243 | 11 | 12.586 | | |
| 4 | 13.268 | No.77 ERIC RUBIO | | | |
| 5 | 13.405 | 1 | 14.695 | | |
| 6 | 13.288 | 2 | 14.212 | | |
| 7 | 13.193 | 3 | 14.335 | | |
| 8 | 13.754 | 4 | 14.931 | | |
| 9 | 14.014 | 5 | 14.270 | | |
| 10 | 13.472 | 6 | 14.331 | | |
| 11 | 13.221 | 7 | 14.255 | | |
| 12 | 13.110 | 8 | 16.651 | | |
| 13 | 12.981 | 9 | 15.373 | | |
| | | 10 | 14.407 | | |
| No.19 POL SOLA | | 11 | 14.221 | | |
| 1 | 13.224 | 12 | 14.199 | | |
| 2 | 12.776 | No.93 MAX SERRA | | | |
| 3 | 12.949 | 1 | 13.053 | | |
| 4 | 12.785 | 2 | 12.742 | | |
| 5 | 12.773 | 3 | 17.063 | | |
| 6 | 13.337 | 4 | 16.004 | | |
| 7 | 14.461 | 5 | 12.699 | | |
| 8 | 13.008 | 6 | 12.822 | | |
| 9 | 17.813 | 7 | 12.899 | | |
| 10 | 14.496 | 8 | 13.339 | | |
| 11 | 12.804 | 9 | 16.607 | | |
| 12 | 12.958 | 10 | 13.290 | | |
| 13 | 13.139 | 11 | 14.681 | | |
| | | 12 | 12.958 | | |
| No.22 JOSE LUIS TORRALBA | | No.94 MARC AGUILAR | | | |
| 1 | 13.683 | 1 | 12.782 | | |
| 2 | 13.408 | 2 | 12.698 | | |
| 3 | 13.124 | | | | |
| 4 | 12.949 | | | | |
| 5 | 12.934 | | | | |



JUNIOR

QUALIFYING PRACTICE 1 (Q1)

Document 4

Clasificación

| Rnk | No. | Driver | Nation | Time | In Lap | Laps | Gap | Interv. | Make |
|-----|-----|--------------------|---|--------|--------|------|-------|---------|------|
| 1 | 51 | URIARTE BRIAN |  | 12.343 | 4 | 14 | | | KTM |
| 2 | 19 | SOLA POL |  | 12.555 | 2 | 14 | 0.212 | 0.212 | KTM |
| 3 | 94 | AGUILAR MARC |  | 12.621 | 10 | 14 | 0.278 | 0.066 | KTM |
| 4 | 13 | GAYA JORDI |  | 12.669 | 6 | 13 | 0.326 | 0.048 | KTM |
| 5 | 93 | SERRA MAX |  | 12.695 | 2 | 14 | 0.352 | 0.026 | KTM |
| 6 | 16 | HIDALGO URIEL |  | 12.923 | 13 | 13 | 0.580 | 0.228 | KTM |
| 7 | 22 | TORRALBA JOSE LUIS |  | 12.958 | 9 | 13 | 0.615 | 0.035 | KTM |
| 8 | 77 | RUBIO ERIC |  | 13.891 | 11 | 12 | 1.548 | 0.933 | KTM |

Start Time : 16/12 - 12:54:21

Best Lap : No.51 BRIAN URIARTE

12.343

SUPERPRESTIGIO2017 15-16/12/2017



JUNIOR

QUALIFYING PRACTICE 1 (Q1) Analysis

| Laps | Lap Time | Laps | Lap Time | Laps | Lap Time |
|---------------------------------|----------|---------------------------------|----------|---------------------------|----------|
| No.13 JORDI GAYA | | 5 | 13.206 | 12 | 12.853 |
| 1 | 12.782 | 6 | 13.155 | 13 | 12.837 |
| 2 | 13.008 | 7 | 13.007 | 14 | 13.063 |
| 3 | 13.792 | 8 | 13.040 | No.94 MARC AGUILAR | |
| 4 | 17.319 | 9 | 12.958 | 1 | 12.834 |
| 5 | 12.808 | 10 | 13.090 | 2 | 12.743 |
| 6 | 12.669 | 11 | 13.019 | 3 | 14.369 |
| 7 | 12.670 | 12 | 13.164 | 4 | 12.934 |
| 8 | 12.856 | 13 | 13.115 | 5 | 12.764 |
| 9 | 13.755 | No.51 BRIAN URIARTE | | 6 | 12.818 |
| 10 | 16.510 | 1 | 12.468 | 7 | 12.796 |
| 11 | 12.775 | 2 | 12.466 | 8 | 12.774 |
| 12 | 13.137 | 3 | 12.891 | 9 | 12.808 |
| 13 | 13.183 | 4 | 12.343 | 10 | 12.621 |
| No.16 URIEL HIDALGO | | 5 | 12.434 | 11 | 12.765 |
| 1 | 13.573 | 6 | 12.413 | 12 | 12.769 |
| 2 | 13.402 | 7 | 12.474 | 13 | 16.416 |
| 3 | 13.251 | 8 | 12.572 | 14 | 13.184 |
| 4 | 13.491 | 9 | 12.893 | No.77 ERIC RUBIO | |
| 5 | 13.291 | 10 | 12.746 | 1 | 15.324 |
| 6 | 13.436 | 11 | 12.409 | 2 | 14.733 |
| 7 | 13.114 | 12 | 12.467 | 3 | 15.575 |
| 8 | 13.158 | 13 | 12.378 | 4 | 15.373 |
| 9 | 13.837 | 14 | 12.684 | 5 | 14.777 |
| 10 | 13.270 | No.19 POL SOLA | | 6 | 14.268 |
| 11 | 13.088 | 1 | 12.864 | 7 | 14.030 |
| 12 | 13.094 | 2 | 12.555 | 8 | 14.426 |
| 13 | 12.923 | 3 | 12.624 | 9 | 14.224 |
| No.22 JOSE LUIS TORRALBA | | 4 | 13.140 | 10 | 13.942 |
| 1 | 13.150 | 5 | 12.844 | 11 | 13.891 |
| 2 | 13.465 | 6 | 13.821 | 12 | 14.993 |
| 3 | 21.433 | 7 | 12.701 | No.93 MAX SERRA | |
| 4 | 13.021 | 8 | 12.631 | 1 | 12.804 |
| No.19 POL SOLA | | 9 | 13.323 | 2 | 12.695 |
| 1 | 12.864 | 10 | 14.869 | 3 | 12.733 |
| 2 | 12.555 | 11 | 12.843 | 4 | 13.580 |
| 3 | 12.624 | 12 | 12.734 | 5 | 15.509 |
| 4 | 13.140 | 13 | 12.730 | 6 | 13.007 |
| 5 | 12.844 | 14 | 12.739 | 7 | 12.922 |
| 6 | 13.821 | No.22 JOSE LUIS TORRALBA | | 8 | 12.790 |
| 7 | 12.701 | 1 | 13.150 | 9 | 12.866 |
| 8 | 12.631 | 2 | 13.465 | 10 | 13.154 |
| 9 | 13.323 | 3 | 21.433 | 11 | 12.856 |
| 10 | 14.869 | 4 | 13.021 | | |
| 11 | 12.843 | | | | |
| 12 | 12.734 | | | | |
| 13 | 12.730 | | | | |
| 14 | 12.739 | | | | |











JUNIOR

FREE PRACTICES RESULTS

Document 3

Results

| Rnk | No. | Driver | Nation | FP1 | FP2 | Time | Gap | Laps |
|-----|-----|--------------------|---|--------|--------|--------|-------|------|
| 1 | 51 | BRIAN URIARTE |  | 12.512 | 12.195 | 12.195 | | 36 |
| 2 | 19 | POL SOLA |  | 12.943 | 12.551 | 12.551 | 0.356 | 35 |
| 3 | 94 | MARC AGUILAR |  | 12.997 | 12.681 | 12.681 | 0.486 | 36 |
| 4 | 13 | JORDI GAYA |  | 13.157 | 12.757 | 12.757 | 0.562 | 35 |
| 5 | 93 | MAX SERRA |  | 13.152 | 12.843 | 12.843 | 0.648 | 36 |
| 6 | 22 | JOSE LUIS TORRALBA |  | 13.155 | 12.992 | 12.992 | 0.797 | 36 |
| 7 | 16 | URIEL HIDALGO |  | 13.436 | 13.064 | 13.064 | 0.869 | 34 |
| 8 | 77 | ERIC RUBIO |  | 15.009 | 14.340 | 14.340 | 2.145 | 30 |



JUNIOR

FREE PRACTICE 2 (FP2)
Clasificación

Document 2

| Rnk | No. | Driver | Nation | Time | In Lap | Laps | Gap | Interv. | Make |
|-----|-----|--------------------|---|---------------|--------|------|-------|---------|------|
| 1 | 51 | URIARTE BRIAN |  | 12.195 | 14 | 18 | | | KTM |
| 2 | 19 | SOLA POL |  | 12.551 | 11 | 18 | 0.356 | 0.356 | KTM |
| 3 | 94 | AGUILAR MARC |  | 12.681 | 6 | 18 | 0.486 | 0.130 | KTM |
| 4 | 13 | GAYA JORDI |  | 12.757 | 8 | 17 | 0.562 | 0.076 | KTM |
| 5 | 93 | SERRA MAX |  | 12.843 | 13 | 18 | 0.648 | 0.086 | KTM |
| 6 | 22 | TORRALBA JOSE LUIS |  | 12.992 | 15 | 18 | 0.797 | 0.149 | KTM |
| 7 | 16 | HIDALGO URIEL |  | 13.064 | 16 | 17 | 0.869 | 0.072 | KTM |
| 8 | 77 | RUBIO ERIC |  | 14.340 | 14 | 15 | 2.145 | 1.276 | KTM |

Start Time : 16/12 - 12:08:01

Best Lap : No.51 BRIAN URIARTE

12.195

SUPERPRESTIGIO2017 15-16/12/2017



JUNIOR

FREE PRACTICE 2 (FP2)

Analysis

| Laps | Lap Time | Laps | Lap Time | Laps | Lap Time |
|----------------------------|---------------|---------------------------------|---------------|---------------------------|---------------|
| No.13 JORDI GAYA | | 13 | 13.816 | 5 | 14.893 |
| 1 | 13.342 | 14 | 12.841 | 6 | 15.168 |
| 2 | 13.063 | 15 | 12.581 | 7 | 14.808 |
| 3 | 13.110 | 16 | 13.913 | 8 | 15.804 |
| 4 | 12.890 | 17 | 13.188 | 9 | 14.769 |
| 5 | 14.189 | 18 | 12.629 | 10 | 15.659 |
| 6 | 13.276 | No.22 JOSE LUIS TORRALBA | | 11 | 15.233 |
| 7 | 12.850 | 1 | 13.367 | 12 | 14.609 |
| 8 | 12.757 | 2 | 13.200 | 13 | 14.574 |
| 9 | 17.886 | 3 | 13.108 | 14 | 14.340 |
| 10 | 15.328 | 4 | 13.237 | 15 | 14.637 |
| 11 | 13.023 | 5 | 13.677 | No.93 MAX SERRA | |
| 12 | 13.272 | 6 | 13.157 | 1 | 13.282 |
| 13 | 13.064 | 7 | 13.439 | 2 | 12.980 |
| 14 | 14.537 | 8 | 13.207 | 3 | 12.935 |
| 15 | 12.901 | 9 | 13.353 | 4 | 13.718 |
| 16 | 12.791 | 10 | 13.023 | 5 | 13.033 |
| 17 | 13.114 | 11 | 13.211 | 6 | 12.901 |
| No.16 URIEL HIDALGO | | 12 | 13.192 | 7 | 13.152 |
| 1 | 14.053 | 13 | 13.843 | 8 | 12.955 |
| 2 | 14.096 | 14 | 13.084 | 9 | 12.886 |
| 3 | 13.424 | 15 | 12.992 | 10 | 12.964 |
| 4 | 13.415 | 16 | 13.064 | 11 | 13.212 |
| 5 | 13.385 | 17 | 13.010 | 12 | 12.844 |
| 6 | 13.195 | 18 | 13.120 | 13 | 12.843 |
| 7 | 13.381 | No.51 BRIAN URIARTE | | 14 | 13.159 |
| 8 | 14.428 | 1 | 12.636 | 15 | 14.224 |
| 9 | 13.311 | 2 | 12.340 | 16 | 12.994 |
| 10 | 13.210 | 3 | 12.806 | 17 | 12.924 |
| 11 | 13.257 | 4 | 13.445 | 18 | 13.197 |
| 12 | 13.269 | 5 | 12.699 | No.94 MARC AGUILAR | |
| 13 | 13.216 | 6 | 12.371 | 1 | 12.894 |
| 14 | 13.334 | 7 | 12.657 | 2 | 12.886 |
| 15 | 13.170 | 8 | 12.882 | 3 | 12.869 |
| 16 | 13.064 | 9 | 12.919 | 4 | 12.897 |
| 17 | 13.442 | 10 | 13.323 | 5 | 12.887 |
| No.19 POL SOLA | | 11 | 13.063 | 6 | 12.681 |
| 1 | 13.451 | 12 | 17.765 | 7 | 12.754 |
| 2 | 12.929 | 13 | 12.558 | 8 | 12.879 |
| 3 | 12.601 | 14 | 12.195 | 9 | 12.861 |
| 4 | 12.844 | 15 | 12.679 | 10 | 13.410 |
| 5 | 13.129 | 16 | 12.438 | 11 | 12.907 |
| 6 | 13.964 | 17 | 12.578 | 12 | 13.118 |
| 7 | 12.877 | 18 | 12.834 | 13 | 15.426 |
| 8 | 12.839 | No.77 ERIC RUBIO | | 14 | 12.784 |
| 9 | 12.710 | 1 | 15.328 | 15 | 12.842 |
| 10 | 13.004 | 2 | 15.640 | 16 | 12.827 |
| 11 | 12.551 | 3 | 15.156 | 17 | 12.763 |
| 12 | 13.789 | 4 | 15.352 | 18 | 13.150 |




JUNIOR

FREE PRACTICE 1 (FP1)

Document 1

Clasificación

| Rnk | No. | Driver | Nation | Time | In Lap | Laps | Gap | Interv. | Make |
|-----|-----|--------------------|---|--------|--------|------|-------|---------|------|
| 1 | 51 | URIARTE BRIAN |  | 12.512 | 18 | 18 | | | KTM |
| 2 | 19 | SOLA POL |  | 12.943 | 14 | 17 | 0.431 | 0.431 | KTM |
| 3 | 94 | AGUILAR MARC |  | 12.997 | 13 | 18 | 0.485 | 0.054 | KTM |
| 4 | 93 | SERRA MAX |  | 13.152 | 17 | 18 | 0.640 | 0.155 | KTM |
| 5 | 22 | TORRALBA JOSE LUIS |  | 13.155 | 16 | 18 | 0.643 | 0.003 | KTM |
| 6 | 13 | GAYA JORDI |  | 13.157 | 18 | 18 | 0.645 | 0.002 | KTM |
| 7 | 16 | HIDALGO URIEL |  | 13.436 | 13 | 17 | 0.924 | 0.279 | KTM |
| 8 | 77 | RUBIO ERIC |  | 15.009 | 13 | 15 | 2.497 | 1.573 | KTM |

Start Time : 16/12 - 11:18:33

Best Lap : No.51 BRIAN URIARTE

12.512

SUPERPRESTIGIO2017 15-16/12/2017



JUNIOR

FREE PRACTICE 1 (FP1) Analysis

For information purposes. No official / regulatory value

| Laps | Lap Time | Laps | Lap Time | Laps | Lap Time |
|----------------------------|----------|---------------------------------|----------|---------------------------|----------|
| No.13 JORDI GAYA | | 12 | 13.162 | 5 | 15.861 |
| 1 | 13.876 | 13 | 12.984 | 6 | 15.581 |
| 2 | 13.471 | 14 | 12.943 | 7 | 15.319 |
| 3 | 13.407 | 15 | 14.279 | 8 | 15.544 |
| 4 | 13.816 | 16 | 13.958 | 9 | 15.016 |
| 5 | 13.361 | 17 | 12.980 | 10 | 15.529 |
| 6 | 13.374 | No.22 JOSE LUIS TORRALBA | | 11 | 15.928 |
| 7 | 13.366 | 1 | 14.172 | 12 | 16.681 |
| 8 | 15.812 | 2 | 13.806 | 13 | 15.009 |
| 9 | 13.612 | 3 | 13.832 | 14 | 16.067 |
| 10 | 13.344 | 4 | 13.579 | 15 | 16.023 |
| 11 | 13.257 | 5 | 13.633 | No.93 MAX SERRA | |
| 12 | 13.388 | 6 | 14.189 | 1 | 14.721 |
| 13 | 15.789 | 7 | 14.134 | 2 | 13.945 |
| 14 | 13.439 | 8 | 13.536 | 3 | 13.762 |
| 15 | 13.174 | 9 | 13.233 | 4 | 13.552 |
| 16 | 13.884 | 10 | 13.256 | 5 | 13.600 |
| 17 | 13.594 | 11 | 13.503 | 6 | 13.689 |
| 18 | 13.157 | 12 | 13.372 | 7 | 13.497 |
| No.16 URIEL HIDALGO | | 13 | 13.318 | 8 | 13.245 |
| 1 | 14.942 | 14 | 13.532 | 9 | 13.581 |
| 2 | 15.112 | 15 | 13.240 | 10 | 13.282 |
| 3 | 14.457 | 16 | 13.155 | 11 | 13.270 |
| 4 | 14.109 | 17 | 13.197 | 12 | 13.478 |
| 5 | 13.975 | 18 | 13.437 | 13 | 13.672 |
| 6 | 13.833 | No.51 BRIAN URIARTE | | 14 | 13.361 |
| 7 | 13.829 | 1 | 13.733 | 15 | 13.298 |
| 8 | 13.628 | 2 | 13.402 | 16 | 13.316 |
| 9 | 13.887 | 3 | 12.916 | 17 | 13.152 |
| 10 | 13.913 | 4 | 13.119 | 18 | 13.494 |
| 11 | 14.138 | 5 | 13.212 | No.94 MARC AGUILAR | |
| 12 | 13.774 | 6 | 12.959 | 1 | 13.525 |
| 13 | 13.436 | 7 | 13.450 | 2 | 13.530 |
| 14 | 13.575 | 8 | 13.252 | 3 | 13.417 |
| 15 | 13.474 | 9 | 13.340 | 4 | 13.707 |
| 16 | 13.473 | 10 | 12.870 | 5 | 13.384 |
| 17 | 13.754 | 11 | 13.123 | 6 | 13.374 |
| No.19 POL SOLA | | 12 | 12.716 | 7 | 13.412 |
| 1 | 14.156 | 13 | 12.812 | 8 | 14.685 |
| 2 | 13.601 | 14 | 12.735 | 9 | 13.057 |
| 3 | 13.129 | 15 | 12.533 | 10 | 13.142 |
| 4 | 13.147 | 16 | 12.934 | 11 | 13.190 |
| 5 | 13.153 | 17 | 13.544 | 12 | 13.069 |
| 6 | 17.598 | 18 | 12.512 | 13 | 12.997 |
| 7 | 13.589 | No.77 ERIC RUBIO | | 14 | 13.032 |
| 8 | 13.481 | 1 | 16.510 | 15 | 13.058 |
| 9 | 13.723 | 2 | 16.359 | 16 | 13.009 |
| 10 | 13.232 | 3 | 15.763 | 17 | 13.096 |
| 11 | 13.563 | 4 | 16.048 | 18 | 13.075 |

