

**OPEN**

**FINAL RESULTS (FR)**  
**Results**

Document 40

Rnk	No.	Driver	Nation	FINAL 1	FINAL 2	FINAL 3	Points
1	95	JD BEACH		10	10	16	36
2	14	BRIAR BAUMAN		6	8	14	28
3	1	FERRAN CARDUS		8	6	12	26
4	179	GUILLERMO CANO		3	2	10	15
5	4	THOMAS CHAREYRE		5	4	4	13
6	18	FRANC SERRA		2	3	8	13
7	74	ADRIAN GARIN		1	5	6	12
8	124	OLIVER BRINDLEY		4	1	0	5



**OPEN**

**FINAL 3**  
**Clasificación**

**Document 39**

Rnk	No. Driver	Nation	Laps	Time	Gap	Best Lap	Best Kph	Points
1	95 BEACH JD		14	2:54.189		11.996		16
2	14 BAUMAN BRIAR		14	2:55.675	1.486	12.109		14
3	1 CARDUS FERRAN		14	2:57.766	3.577	12.263		12
4	179 CANO GUILLERMO		14	2:58.251	4.062	12.270		10
5	18 SERRA FRANC		14	2:59.277	5.088	12.284		8
6	74 GARIN ADRIAN		14	2:59.853	5.664	12.207		6
7	4 CHAREYRE THOMAS		14	3:00.537	6.348	12.130		4
<b>Not Classified</b>								
	124 BRINDLEY OLIVER		5	1:07.167	Retired	12.361		

Leaders : No.95 JD BEACH (1-14)

Start Time : 16/12 - 20:56:36

Best Lap : No.95 JD BEACH 11.996

Event Record : No.95 JD BEACH 11.242



# SUPERPRESTIGIO DIRTTRACK 16 DICIEMBRE 2017 BARCELONA PALAU SANT JORDI

**OPEN**

**FINAL 3  
Lap Chart**

For information purposes. No official / regulatory value

	1	2	3	4	5	6	7	8
<b>Grid</b>	<b>179</b>	<b>124</b>	<b>18</b>	<b>14</b>	<b>95</b>	<b>4</b>	<b>1</b>	<b>74</b>
<b>Lap 1</b> <small>Interval</small>	<b>95</b>	<b>14</b> <small>0.3</small>	<b>179</b> <small>0.2</small>	<b>18</b> <small>0.1</small>	<b>124</b> <small>0.0</small>	<b>1</b> <small>0.2</small>	<b>74</b> <small>0.2</small>	<b>4</b> <small>2.9</small>
<b>Lap 2</b>	<b>95</b>	<b>14</b> <small>0.4</small>	<b>179</b> <small>0.4</small>	<b>1</b> <small>0.5</small>	<b>18</b> <small>0.0</small>	<b>74</b> <small>0.3</small>	<b>124</b> <small>0.2</small>	<b>4</b> <small>2.1</small>
<b>Lap 3</b>	<b>95</b>	<b>14</b> <small>0.6</small>	<b>179</b> <small>0.5</small>	<b>1</b> <small>0.6</small>	<b>18</b> <small>0.3</small>	<b>74</b> <small>0.3</small>	<b>124</b> <small>0.2</small>	<b>4</b> <small>1.8</small>
<b>Lap 4</b>	<b>95</b>	<b>14</b> <small>0.7</small>	<b>179</b> <small>0.6</small>	<b>1</b> <small>0.8</small>	<b>18</b> <small>0.2</small>	<b>74</b> <small>0.2</small>	<b>124</b> <small>0.2</small>	<b>4</b> <small>1.7</small>
<b>Lap 5</b>	<b>95</b>	<b>14</b> <small>0.7</small>	<b>179</b> <small>0.7</small>	<b>1</b> <small>0.8</small>	<b>18</b> <small>0.3</small>	<b>74</b> <small>0.3</small>	<b>124</b> <small>0.1</small>	<b>4</b> <small>1.4</small>
<b>Lap 6</b>	<b>95</b>	<b>14</b> <small>0.7</small>	<b>179</b> <small>0.8</small>	<b>1</b> <small>0.8</small>	<b>18</b> <small>0.3</small>	<b>74</b> <small>1.7</small>	<b>4</b> <small>0.4</small>	
<b>Lap 7</b>	<b>95</b>	<b>14</b> <small>0.8</small>	<b>179</b> <small>1.0</small>	<b>1</b> <small>0.6</small>	<b>18</b> <small>0.5</small>	<b>74</b> <small>1.4</small>	<b>4</b> <small>0.4</small>	
<b>Lap 8</b>	<b>95</b>	<b>14</b> <small>0.7</small>	<b>179</b> <small>1.2</small>	<b>1</b> <small>0.4</small>	<b>18</b> <small>0.6</small>	<b>74</b> <small>1.5</small>	<b>4</b> <small>0.3</small>	
<b>Lap 9</b>	<b>95</b>	<b>14</b> <small>1.2</small>	<b>179</b> <small>1.1</small>	<b>1</b> <small>0.2</small>	<b>18</b> <small>0.7</small>	<b>74</b> <small>1.4</small>	<b>4</b> <small>0.2</small>	
<b>Lap 10</b>	<b>95</b>	<b>14</b> <small>1.1</small>	<b>179</b> <small>1.4</small>	<b>1</b> <small>0.2</small>	<b>18</b> <small>0.8</small>	<b>74</b> <small>1.4</small>	<b>4</b> <small>0.2</small>	
<b>Lap 11</b>	<b>95</b>	<b>14</b> <small>1.1</small>	<b>179</b> <small>1.6</small>	<b>1</b> <small>0.2</small>	<b>18</b> <small>0.8</small>	<b>74</b> <small>1.1</small>	<b>4</b> <small>0.3</small>	
<b>Lap 12</b>	<b>95</b>	<b>14</b> <small>1.0</small>	<b>1</b> <small>2.0</small>	<b>179</b> <small>0.2</small>	<b>18</b> <small>0.8</small>	<b>74</b> <small>1.1</small>	<b>4</b> <small>0.1</small>	
<b>Lap 13</b>	<b>95</b>	<b>14</b> <small>1.3</small>	<b>1</b> <small>1.9</small>	<b>179</b> <small>0.2</small>	<b>18</b> <small>0.9</small>	<b>74</b> <small>0.8</small>	<b>4</b> <small>0.3</small>	
<b>Lap 14</b>	<b>95</b>	<b>14</b> <small>1.4</small>	<b>1</b> <small>2.0</small>	<b>179</b> <small>0.4</small>	<b>18</b> <small>1.0</small>	<b>74</b> <small>0.5</small>	<b>4</b> <small>0.6</small>	



**OPEN**

**FINAL 3  
Analysis**

For information purposes. No official / regulatory value

Laps	Lap Time	Time of Day	Laps	Lap Time	Time of Day	Laps	Lap Time	Time of Day
<b>No.1 FERRAN CARDUS</b>			3	<b>12.583</b>	19:57:15.924	<b>No.179 GUILLERMO CANO</b>		
1	13.436	19:56:50.808	4	12.456	19:57:28.380	1	12.950	19:56:50.384
2	12.462	19:57:03.270	5	12.358	19:57:40.738	2	12.293	19:57:02.677
3	12.314	19:57:15.584	6	12.284	19:57:53.022	3	12.304	19:57:14.981
4	12.498	19:57:28.082	7	12.490	19:58:05.512	4	12.270	19:57:27.251
5	12.346	19:57:40.428	8	12.376	19:58:17.888	5	12.284	19:57:39.535
6	12.274	19:57:52.702	9	12.465	19:58:30.353	6	12.296	19:57:51.831
7	12.291	19:58:04.993	10	12.518	19:58:42.871	7	12.548	19:58:04.379
8	12.263	19:58:17.256	11	12.516	19:58:55.387	8	12.433	19:58:16.812
9	12.299	19:58:29.555	12	12.539	19:59:07.926	9	12.520	19:58:29.332
10	12.498	19:58:42.053	13	12.641	19:59:20.567	10	12.477	19:58:41.809
11	12.505	19:58:54.558	14	12.808	19:59:33.375	11	12.467	19:58:54.276
12	12.336	19:59:06.894	<b>No.74 ADRIAN GARIN</b>			12	12.845	19:59:07.121
13	12.450	19:59:19.344	1	13.212	19:56:51.030	13	12.489	19:59:19.610
14	12.520	19:59:31.864	2	12.700	19:57:03.730	14	12.739	19:59:32.349
<b>No.4 THOMAS CHAREYRE</b>			3	12.498	19:57:16.228			
1	16.707	19:56:53.989	4	12.362	19:57:28.590			
2	12.130	19:57:06.119	5	12.524	19:57:41.114			
3	12.201	19:57:18.320	6	13.613	19:57:54.727			
4	12.229	19:57:30.549	7	12.207	19:58:06.934			
5	12.197	19:57:42.746	8	12.456	19:58:19.390			
6	12.392	19:57:55.138	9	12.427	19:58:31.817			
7	12.280	19:58:07.418	10	12.463	19:58:44.280			
8	12.296	19:58:19.714	11	12.254	19:58:56.534			
9	12.314	19:58:32.028	12	12.492	19:59:09.026			
10	12.478	19:58:44.506	13	12.379	19:59:21.405			
11	12.379	19:58:56.885	14	12.546	19:59:33.951			
12	12.312	19:59:09.197	<b>No.95 JD BEACH</b>					
13	12.508	19:59:21.705	1	12.368	19:56:49.788			
14	12.930	19:59:34.635	2	11.996	19:57:01.784			
<b>No.14 BRIAR BAUMAN</b>			3	12.018	19:57:13.802			
1	12.607	19:56:50.133	4	12.117	19:57:25.919			
2	12.109	19:57:02.242	5	12.111	19:57:38.030			
3	12.161	19:57:14.403	6	12.238	19:57:50.268			
4	12.223	19:57:26.626	7	12.253	19:58:02.521			
5	12.183	19:57:38.809	8	12.263	19:58:14.784			
6	12.219	19:57:51.028	9	12.184	19:58:26.968			
7	12.295	19:58:03.323	10	12.217	19:58:39.185			
8	12.235	19:58:15.558	11	12.327	19:58:51.512			
9	12.618	19:58:28.176	12	12.299	19:59:03.811			
10	12.206	19:58:40.382	13	12.233	19:59:16.044			
11	12.243	19:58:52.625	14	12.243	19:59:28.287			
12	12.200	19:59:04.825	<b>No.124 OLIVER BRINDLEY</b>					
13	12.591	19:59:17.416	1	13.040	19:56:50.592			
14	12.357	19:59:29.773	2	13.391	19:57:03.983			
<b>No.18 FRANC SERRA</b>			3	12.459	19:57:16.442			
1	13.246	19:56:50.526	4	12.361	19:57:28.803			
2	12.815	19:57:03.341	5	12.462	19:57:41.265			



**OPEN**

**FINAL 3**  
Starting Grid

Subject to scrutineering & sporting investigations

<b>8</b>	<b>74</b>	<b>ADRIAN GARIN</b>	<b>ESP</b>
		12.021	HONDA
<b>7</b>	<b>1</b>	<b>FERRAN CARDUS</b>	<b>ESP</b>
		11.857	SUZUKI
<b>6</b>	<b>4</b>	<b>THOMAS CHAREYRE</b>	<b>FRA</b>
		11.883	TM
<b>5</b>	<b>95</b>	<b>JD BEACH</b>	<b>USA</b>
		12.157	YAMAHA
<b>4</b>	<b>14</b>	<b>BRIAR BAUMAN</b>	<b>USA</b>
		11.915	KAWASAKI
<b>3</b>	<b>18</b>	<b>FRANC SERRA</b>	<b>ESP</b>
		12.004	HONDA
<b>2</b>	<b>124</b>	<b>OLIVER BRINDLEY</b>	<b>GBR</b>
		11.952	KAWASAKI
<b>1</b>	<b>179</b>	<b>GUILLERMO CANO</b>	<b>ESP</b>
		12.391	SUZUKI

**POLE POSITION**

Start : 16/12 - 20:56 14 Laps = 0,000 Km

SUPERPRESTIGIO2017 15-16/12/2017

Page 1 / 1









Apex Timing



**OPEN**

**FINAL 2**  
**Clasificación**

**Document 37**

Rnk	No. Driver	Nation	Laps	Time	Gap	Best Lap	Best Kph	Points
1	95 BEACH JD		8	1:40.456		12.000		10
2	14 BAUMAN BRIAR		8	1:40.887	0.431	11.993		8
3	1 CARDUS FERRAN		8	1:42.619	2.163	12.117		6
4	74 GARIN ADRIAN		8	1:43.101	2.645	12.197		5
5	4 CHAREYRE THOMAS		8	1:43.598	3.142	12.162		4
6	18 SERRA FRANC		8	1:44.497	4.041	12.252		3
7	179 CANO GUILLERMO		8	1:50.451	9.995	12.338		2
8	124 BRINDLEY OLIVER		7	1:51.189	1 Lap	12.132		1

Start Time : 16/12 - 20:28:44

Leaders : No.95 JD BEACH (1-8)

Best Lap : No.14 BRIAR BAUMAN 11.993

Event Record : No.95 JD BEACH 11.242



# SUPERPRESTIGIO DIRTTRACK 16 DICIEMBRE 2017 BARCELONA PALAU SANT JORDI

**OPEN**

**FINAL 2  
Lap Chart**

For information purposes. No official / regulatory value

	1	2	3	4	5	6	7	8
<b>Grid</b>	<b>74</b>	<b>1</b>	<b>4</b>	<b>95</b>	<b>14</b>	<b>18</b>	<b>124</b>	<b>179</b>
<b>Lap 1</b> <small>Interval</small>	<b>95</b>	<b>1</b> <small>0.0</small>	<b>14</b> <small>0.1</small>	<b>4</b> <small>0.0</small>	<b>18</b> <small>0.1</small>	<b>124</b> <small>0.1</small>	<b>74</b> <small>0.2</small>	<b>179</b> <small>0.6</small>
<b>Lap 2</b>	<b>95</b>	<b>14</b> <small>0.4</small>	<b>4</b> <small>0.3</small>	<b>1</b> <small>0.1</small>	<b>18</b> <small>0.2</small>	<b>74</b> <small>0.0</small>	<b>124</b> <small>0.0</small>	<b>179</b> <small>0.3</small>
<b>Lap 3</b>	<b>95</b>	<b>14</b> <small>0.4</small>	<b>1</b> <small>0.6</small>	<b>4</b> <small>0.3</small>	<b>74</b> <small>0.3</small>	<b>124</b> <small>0.1</small>	<b>179</b> <small>0.1</small>	<b>18</b> <small>0.1</small>
<b>Lap 4</b>	<b>95</b>	<b>14</b> <small>0.3</small>	<b>1</b> <small>0.9</small>	<b>4</b> <small>0.2</small>	<b>74</b> <small>0.3</small>	<b>18</b> <small>0.8</small>	<b>179</b> <small>5.4</small>	<b>124</b> <small>14.3</small>
<b>Lap 5</b>	<b>95</b>	<b>14</b> <small>0.4</small>	<b>1</b> <small>0.8</small>	<b>4</b> <small>0.2</small>	<b>74</b> <small>0.4</small>	<b>18</b> <small>0.9</small>	<b>179</b> <small>5.6</small>	<b>124</b> <small>13.8</small>
<b>Lap 6</b>	<b>95</b>	<b>14</b> <small>0.4</small>	<b>1</b> <small>1.0</small>	<b>4</b> <small>0.1</small>	<b>74</b> <small>0.4</small>	<b>18</b> <small>1.0</small>	<b>179</b> <small>5.8</small>	<b>124</b> <small>13.6</small>
<b>Lap 7</b>	<b>95</b>	<b>14</b> <small>0.4</small>	<b>1</b> <small>1.6</small>	<b>74</b> <small>0.3</small>	<b>4</b> <small>0.4</small>	<b>18</b> <small>0.7</small>	<b>179</b> <small>5.6</small>	<b>124</b> <small>13.5</small>
<b>Lap 8</b>	<b>95</b>	<b>14</b> <small>0.4</small>	<b>1</b> <small>1.7</small>	<b>74</b> <small>0.4</small>	<b>4</b> <small>0.4</small>	<b>18</b> <small>0.8</small>	<b>179</b> <small>5.9</small>	



**OPEN**

**FINAL 2**  
**Analysis**

For information purposes. No official / regulatory value

Laps	Lap Time	Time of Day
<b>No.1 FERRAN CARDUS</b>		
1	12.706	19:28:58.062
2	12.953	19:29:11.015
3	12.117	19:29:23.132
4	12.280	19:29:35.412
5	12.205	19:29:47.617
6	12.380	19:29:59.997
7	12.596	19:30:12.593
8	12.255	19:30:24.848

<b>No.4 THOMAS CHAREYRE</b>		
1	12.964	19:28:58.248
2	12.624	19:29:10.872
3	12.620	19:29:23.492
4	12.162	19:29:35.654
5	12.251	19:29:47.905
6	12.215	19:30:00.120
7	13.271	19:30:13.391
8	12.436	19:30:25.827

<b>No.14 BRIAR BAUMAN</b>		
1	12.834	19:28:58.239
2	12.271	19:29:10.510
3	11.993	19:29:22.503
4	12.006	19:29:34.509
5	12.250	19:29:46.759
6	12.155	19:29:58.914
7	12.034	19:30:10.948
8	12.168	19:30:23.116

<b>No.18 FRANC SERRA</b>		
1	13.236	19:28:58.387
2	12.867	19:29:11.254
3	13.088	19:29:24.342
4	12.583	19:29:36.925
5	12.449	19:29:49.374
6	12.252	19:30:01.626
7	12.516	19:30:14.142
8	12.584	19:30:26.726

<b>No.74 ADRIAN GARIN</b>		
1	13.138	19:28:58.796
2	12.556	19:29:11.352
3	12.455	19:29:23.807
4	12.239	19:29:36.046
5	12.334	19:29:48.380
6	12.197	19:30:00.577
7	12.366	19:30:12.943
8	12.387	19:30:25.330

<b>No.95 JD BEACH</b>		
1	12.755	19:28:58.058
2	12.000	19:29:10.058

Laps	Lap Time	Time of Day
3	12.044	19:29:22.102
4	12.030	19:29:34.132
5	12.218	19:29:46.350
6	12.076	19:29:58.426
7	12.095	19:30:10.521
8	12.164	19:30:22.685

<b>No.124 OLIVER BRINDLEY</b>		
1	13.015	19:28:58.521
2	12.910	19:29:11.431
3	12.549	19:29:23.980
4	32.746	19:29:56.726
5	12.132	19:30:08.858
6	12.282	19:30:21.140
7	12.278	19:30:33.418

<b>No.179 GUILLERMO CANO</b>		
1	14.063	19:28:59.409
2	12.338	19:29:11.747
3	12.408	19:29:24.155
4	18.240	19:29:42.395
5	12.624	19:29:55.019
6	12.462	19:30:07.481
7	12.349	19:30:19.830
8	12.850	19:30:32.680














**OPEN**

**FINAL 2**  
**Starting Grid**

Subject to scrutineering & sporting investigations

<b>8</b>	<b>GUILLERMO CANO</b> 179 12.391	<b>ESP</b>  SUZUKI
<b>7</b>	<b>OLIVER BRINDLEY</b> 124 11.952	<b>GBR</b>  KAWASAKI
<b>6</b>	<b>FRANC SERRA</b> 18 12.004	<b>ESP</b>  HONDA
<b>5</b>	<b>BRIAR BAUMAN</b> 14 11.915	<b>USA</b>  KAWASAKI
<b>4</b>	<b>JD BEACH</b> 95 12.157	<b>USA</b>  YAMAHA
<b>3</b>	<b>THOMAS CHAREYRE</b> 4 11.883	<b>FRA</b>  TM
<b>2</b>	<b>FERRAN CARDUS</b> 1 11.857	<b>ESP</b>  SUZUKI
<b>1</b>	<b>ADRIAN GARIN</b> 74 12.021	<b>ESP</b>  HONDA


**POLE POSITION**



Start : 16/12 - 20:30 8 Laps = 0,000 Km

SUPERPRESTIGIO2017 15-16/12/2017

Page 1 / 1









Apex Timing 



**OPEN**

**FINAL 1**  
**Clasificación**

**Document 36**

Rnk	No. Driver	Nation	Laps	Time	Gap	Best Lap	Best Kph	Points
1	95 BEACH JD		8	1:40.950		12.015		10
2	1 CARDUS FERRAN		8	1:41.675	0.725	12.059		8
3	14 BAUMAN BRIAR		8	1:42.751	1.801	11.988		6
4	4 CHAREYRE THOMAS		8	1:43.490	2.540	12.247		5
5	124 BRINDLEY OLIVER		8	1:43.917	2.967	12.136		4
6	179 CANO GUILLERMO		8	1:44.838	3.888	12.469		3
7	18 SERRA FRANC		8	1:45.481	4.531	12.472		2
8	74 GARIN ADRIAN		8	1:46.600	5.650	12.188		1

Start Time : 16/12 - 20:09:27

Leaders : No.95 JD BEACH (1-8)

Best Lap : No.14 BRIAR BAUMAN 11.988

Event Record : No.95 JD BEACH 11.242



# SUPERPRESTIGIO DIRTTRACK 16 DICIEMBRE 2017 BARCELONA PALAU SANT JORDI

**OPEN**

**FINAL 1  
Lap Chart**

For information purposes. No official / regulatory value

	1	2	3	4	5	6	7	8
<b>Grid</b>	<b>179</b>	<b>124</b>	<b>18</b>	<b>14</b>	<b>95</b>	<b>4</b>	<b>1</b>	<b>74</b>
<b>Lap 1</b> <small>Interval</small>	<b>95</b>	<b>1</b> <small>0.2</small>	<b>4</b> <small>0.1</small>	<b>179</b> <small>0.1</small>	<b>124</b> <small>0.5</small>	<b>14</b> <small>0.1</small>	<b>18</b> <small>0.2</small>	<b>74</b> <small>2.6</small>
<b>Lap 2</b>	<b>95</b>	<b>1</b> <small>0.2</small>	<b>4</b> <small>0.3</small>	<b>179</b> <small>0.3</small>	<b>14</b> <small>0.1</small>	<b>124</b> <small>0.4</small>	<b>18</b> <small>0.3</small>	<b>74</b> <small>2.3</small>
<b>Lap 3</b>	<b>95</b>	<b>1</b> <small>0.2</small>	<b>4</b> <small>0.6</small>	<b>14</b> <small>0.2</small>	<b>179</b> <small>0.5</small>	<b>124</b> <small>0.1</small>	<b>18</b> <small>0.6</small>	<b>74</b> <small>2.0</small>
<b>Lap 4</b>	<b>95</b>	<b>1</b> <small>0.2</small>	<b>14</b> <small>1.1</small>	<b>4</b> <small>0.1</small>	<b>179</b> <small>0.8</small>	<b>124</b> <small>0.2</small>	<b>18</b> <small>0.4</small>	<b>74</b> <small>1.5</small>
<b>Lap 5</b>	<b>95</b>	<b>1</b> <small>0.3</small>	<b>4</b> <small>1.3</small>	<b>14</b> <small>0.1</small>	<b>124</b> <small>0.8</small>	<b>179</b> <small>0.2</small>	<b>18</b> <small>0.5</small>	<b>74</b> <small>1.5</small>
<b>Lap 6</b>	<b>95</b>	<b>1</b> <small>0.4</small>	<b>14</b> <small>1.4</small>	<b>4</b> <small>0.3</small>	<b>124</b> <small>0.5</small>	<b>179</b> <small>0.5</small>	<b>18</b> <small>0.4</small>	<b>74</b> <small>1.3</small>
<b>Lap 7</b>	<b>95</b>	<b>1</b> <small>0.5</small>	<b>14</b> <small>1.3</small>	<b>4</b> <small>0.6</small>	<b>124</b> <small>0.4</small>	<b>179</b> <small>0.7</small>	<b>18</b> <small>0.4</small>	<b>74</b> <small>1.2</small>
<b>Lap 8</b>	<b>95</b>	<b>1</b> <small>0.7</small>	<b>14</b> <small>1.0</small>	<b>4</b> <small>0.7</small>	<b>124</b> <small>0.4</small>	<b>179</b> <small>0.9</small>	<b>18</b> <small>0.6</small>	<b>74</b> <small>1.1</small>



**OPEN**

**FINAL 1  
Analysis**

For information purposes. No official / regulatory value

Laps	Lap Time	Time of Day
<b>No.1 FERRAN CARDUS</b>		
1	<b>12.704</b>	19:09:41.363
2	<b>12.078</b>	19:09:53.441
3	<b>12.059</b>	19:10:05.500
4	12.073	19:10:17.573
5	12.281	19:10:29.854
6	12.239	19:10:42.093
7	12.297	19:10:54.390
8	12.471	19:11:06.861

Laps	Lap Time	Time of Day
<b>No.4 THOMAS CHAREYRE</b>		
1	<b>12.964</b>	19:09:41.562
2	<b>12.247</b>	19:09:53.809
3	12.322	19:10:06.131
4	12.788	19:10:18.919
5	12.305	19:10:31.224
6	12.634	19:10:43.858
7	12.489	19:10:56.347
8	12.329	19:11:08.676

Laps	Lap Time	Time of Day
<b>No.14 BRIAR BAUMAN</b>		
1	<b>13.554</b>	19:09:42.364
2	<b>11.988</b>	19:09:54.352
3	12.067	19:10:06.419
4	12.327	19:10:18.746
5	12.670	19:10:31.416
6	12.112	19:10:43.528
7	12.177	19:10:55.705
8	12.232	19:11:07.937

Laps	Lap Time	Time of Day
<b>No.18 FRANC SERRA</b>		
1	<b>13.711</b>	19:09:42.576
2	<b>12.622</b>	19:09:55.198
3	<b>12.522</b>	19:10:07.720
4	12.756	19:10:20.476
5	12.539	19:10:33.015
6	<b>12.472</b>	19:10:45.487
7	12.482	19:10:57.969
8	12.698	19:11:10.667

Laps	Lap Time	Time of Day
<b>No.74 ADRIAN GARIN</b>		
1	<b>16.048</b>	19:09:45.177
2	<b>12.371</b>	19:09:57.548
3	<b>12.188</b>	19:10:09.736
4	12.332	19:10:22.068
5	12.456	19:10:34.524
6	12.276	19:10:46.800
7	12.410	19:10:59.210
8	12.576	19:11:11.786

Laps	Lap Time	Time of Day
<b>No.95 JD BEACH</b>		
1	<b>12.467</b>	19:09:41.152
2	<b>12.015</b>	19:09:53.167

Laps	Lap Time	Time of Day
3	12.073	19:10:05.240
4	12.098	19:10:17.338
5	12.173	19:10:29.511
6	12.117	19:10:41.628
7	12.244	19:10:53.872
8	12.264	19:11:06.136

Laps	Lap Time	Time of Day
<b>No.124 OLIVER BRINDLEY</b>		
1	<b>13.330</b>	19:09:42.246
2	<b>12.559</b>	19:09:54.805
3	<b>12.274</b>	19:10:07.079
4	12.967	19:10:20.046
5	<b>12.220</b>	19:10:32.266
6	<b>12.136</b>	19:10:44.402
7	12.420	19:10:56.822
8	12.281	19:11:09.103









Laps	Lap Time	Time of Day
<b>No.179 GUILLERMO CANO</b>		
1	<b>13.058</b>	19:09:41.729
2	<b>12.469</b>	19:09:54.198
3	12.752	19:10:06.950
4	12.851	19:10:19.801
5	12.687	19:10:32.488
6	12.508	19:10:44.996
7	12.554	19:10:57.550
8	12.474	19:11:10.024




**OPEN**

**FINAL 1**  
**Starting Grid**

Subject to scrutineering & sporting investigations

<b>8</b>	<b>74</b>	<b>ADRIAN GARIN</b>	<b>ESP</b> 
		12.021	HONDA
<b>7</b>	<b>1</b>	<b>FERRAN CARDUS</b>	<b>ESP</b> 
		11.857	SUZUKI
<b>6</b>	<b>4</b>	<b>THOMAS CHAREYRE</b>	<b>FRA</b> 
		11.883	TM
<b>5</b>	<b>95</b>	<b>JD BEACH</b>	<b>USA</b> 
		12.157	YAMAHA
<b>4</b>	<b>14</b>	<b>BRIAR BAUMAN</b>	<b>USA</b> 
		11.915	KAWASAKI
<b>3</b>	<b>18</b>	<b>FRANC SERRA</b>	<b>ESP</b> 
		12.004	HONDA
<b>2</b>	<b>124</b>	<b>OLIVER BRINDLEY</b>	<b>GBR</b> 
		11.952	KAWASAKI
<b>1</b>	<b>179</b>	<b>GUILLERMO CANO</b>	<b>ESP</b> 
		12.391	SUZUKI


**POLE POSITION**



Start : 16/12 - 20:10 8 Laps = 0,000 Km

SUPERPRESTIGIO2017 15-16/12/2017

Page 1 / 1

Apex Timing 



**OPEN**

**CHALLENGE (9<sup>o</sup>-16) (CH9-16)**  
**Clasificación**

**Document 38**

Rnk	No.	Driver	Nation	Laps	Time	Gap	Best Lap	Best Kph
1	68	NEAVE TOM		8	1:41.620		12.095	
2	17	BAILO GERARD		8	1:44.614	<b>2.994</b>	12.285	
3	213	GAYA JR JAUME		8	1:45.199	<b>3.579</b>	12.575	
4	45	LORENZATO MATIAS		8	1:45.489	<b>3.869</b>	12.422	
5	13	GAYA JAUME		8	1:46.546	<b>4.926</b>	12.360	
6	10	CECCHINI FRANCESCO		8	1:46.809	<b>5.189</b>	12.477	
7	64	BIDART SYLVAIN		5	1:47.258	<b>3 Laps</b>	12.479	
<b>Not Classified</b>								
	33	SANCHEZ SERGI		4	1:02.942	<b>Retired</b>	12.617	

Leaders : No.10 FRANCESCO CECCHINI (1-1) / No.68 TOM NEAVE (2-8)

Start Time : 16/12 - 20:33:21

Best Lap : No.68 TOM NEAVE 12.095

Event Record : No.95 JD BEACH 11.242



# SUPERPRESTIGIO DIRTTRACK 16 DICIEMBRE 2017 BARCELONA PALAU SANT JORDI

**OPEN CHALLENGE (9º-16) (CH9-16)**  
Lap Chart

For information purposes. No official / regulatory value

	1	2	3	4	5	6	7	8
Grid	45	33	68	64	213	13	17	10
Lap 1 Interval	10	68 0.1	213 0.4	64 0.1	17 0.0	33 0.2	13 0.0	45 0.1
Lap 2	68	10 0.4	213 0.4	17 0.2	45 1.2	13 0.0	33 7.2	64 31.2
Lap 3	68	10 0.8	213 0.5	17 0.1	13 1.1	45 0.2	33 7.2	64 31.3
Lap 4	68	10 1.5	213 0.2	17 0.1	45 1.3	13 0.1	<del>33</del> 7.3	64 31.0
Lap 5	68	10 2.0	213 0.2	17 0.0	45 1.0	13 0.4	<del>64</del> 38.8	
Lap 6	68	17 2.7	213 0.4	10 0.3	45 0.1	13 0.8		
Lap 7	68	17 2.5	213 0.8	45 0.3	10 0.4	13 0.3		
Lap 8	68	17 2.9	213 0.5	45 0.2	13 1.0	10 0.2		



**OPEN**

**CHALLENGE (9º-16) (CH9-16)**  
**Analysis**

For information purposes. No official / regulatory value

Laps	Lap Time	Time of Day
<b>No.10 FRANCESCO CECCHINI</b>		
1	12.632	19:33:34.970
2	12.860	19:33:47.830
3	12.477	19:34:00.307
4	12.853	19:34:13.160
5	12.846	19:34:26.006
6	13.636	19:34:39.642
7	13.237	19:34:52.879
8	13.388	19:35:06.267

Laps	Lap Time	Time of Day
<b>No.68 TOM NEAVE</b>		
1	12.842	19:33:35.124
2	12.265	19:33:47.389
3	12.095	19:33:59.484
4	12.172	19:34:11.656
5	12.273	19:34:23.929
6	12.229	19:34:36.158
7	12.429	19:34:48.587
8	12.491	19:35:01.078

Laps	Lap Time	Time of Day
<b>No.13 JAUME GAYA</b>		
1	13.590	19:33:35.984
2	13.797	19:33:49.781
3	12.360	19:34:02.141
4	12.934	19:34:15.075
5	12.814	19:34:27.889
6	12.757	19:34:40.646
7	12.533	19:34:53.179
8	12.825	19:35:06.004

Laps	Lap Time	Time of Day
<b>No.213 JAUME GAYA JR</b>		
1	13.122	19:33:35.552
2	12.694	19:33:48.246
3	12.575	19:34:00.821
4	12.624	19:34:13.445
5	12.791	19:34:26.236
6	13.102	19:34:39.338
7	12.691	19:34:52.029
8	12.628	19:35:04.657

Laps	Lap Time	Time of Day
<b>No.17 GERARD BAILO</b>		
1	13.174	19:33:35.713
2	12.799	19:33:48.512
3	12.467	19:34:00.979
4	12.587	19:34:13.566
5	12.729	19:34:26.295
6	12.603	19:34:38.898
7	12.285	19:34:51.183
8	12.889	19:35:04.072

Laps	Lap Time	Time of Day
<b>No.33 SERGI SANCHEZ</b>		
1	13.435	19:33:35.967
2	21.102	19:33:57.069
3	12.617	19:34:09.686
4	12.714	19:34:22.400

Laps	Lap Time	Time of Day
<b>No.45 MATIAS LORENZATO</b>		
1	13.875	19:33:36.130
2	13.596	19:33:49.726
3	12.713	19:34:02.439
4	12.441	19:34:14.880
5	12.514	19:34:27.394
6	12.422	19:34:39.816
7	12.588	19:34:52.404
8	12.543	19:35:04.947

Laps	Lap Time	Time of Day
<b>No.64 SYLVAIN BIDART</b>		
1	13.412	19:33:35.703
2	52.643	19:34:28.346
3	12.664	19:34:41.010
4	12.479	19:34:53.489
5	13.227	19:35:06.716














**OPEN**

**CHALLENGE (9<sup>o</sup>-16) (CH9-16)**  
**Starting Grid**

Subject to scrutineering & sporting investigations

<b>8</b>	<b>10</b>	<b>FRANCESCO CECCHINI</b>	<b>ITA</b> 
		12.235	ZAETA
<b>7</b>	<b>17</b>	<b>GERARD BAILO</b>	<b>ESP</b> 
		11.858	SUZUKI
<b>6</b>	<b>13</b>	<b>JAUME GAYA</b>	<b>ESP</b> 
		12.034	KTM
<b>5</b>	<b>213</b>	<b>JAUME GAYA JR</b>	<b>ESP</b> 
		12.294	KTM
<b>4</b>	<b>64</b>	<b>SYLVAIN BIDART</b>	<b>FRA</b> 
		12.278	HONDA
<b>3</b>	<b>68</b>	<b>TOM NEAVE</b>	<b>GBR</b> 
		12.092	KTM
<b>2</b>	<b>33</b>	<b>SERGI SANCHEZ</b>	<b>ESP</b> 
		12.212	HONDA
<b>1</b>	<b>45</b>	<b>MATIAS LORENZATO</b>	<b>ARG</b> 
		12.392	SUZUKI


**POLE POSITION**



Start : 16/12 - 20:35 8 Laps = 0,000 Km

SUPERPRESTIGIO2017 15-16/12/2017

Page 1 / 1

Apex Timing 



**OPEN**

**LAST CHANCE QUALIFIER 2 (R2)**  
**Clasificación**

**Document 35**

Rnk	No.	Driver	Nation	Laps	Time	Gap	Best Lap	Best Kph
1	74	GARIN ADRIAN		6	1:16.836		12.114	
2	33	SANCHEZ SERGI		6	1:18.144	<b>1.308</b>	12.192	
3	64	BIDART SYLVAIN		6	1:18.455	<b>1.619</b>	12.230	
4	13	GAYA JAUME		6	1:19.409	<b>2.573</b>	12.260	
5	10	CECCHINI FRANCESCO		6	1:20.408	<b>3.572</b>	12.454	
6	58	DIJKSTRA MAIKEL		6	1:20.811	<b>3.975</b>	12.434	
7	99	CAPDEVILA MARC		6	1:21.015	<b>4.179</b>	12.650	
8	120	HALES TOBY		6	1:21.763	<b>4.927</b>	12.690	

Start Time : 16/12 - 19:59:25

Leaders : No.74 ADRIAN GARIN (1-6)  
 Best Lap : No.74 ADRIAN GARIN 12.114  
 Event Record : No.95 JD BEACH 11.242



**OPEN**

**LAST CHANCE QUALIFIER 2 (R2)**  
Lap Chart

For information purposes. No official / regulatory value

	1	2	3	4	5	6	7	8
Grid	13	74	33	64	99	120	58	10
Lap 1 Interval	74	64 0.1	33 0.2	13 0.4	99 0.2	58 0.3	10 0.2	120 0.2
Lap 2	74	64 0.5	33 0.2	13 0.3	58 0.9	99 0.0	10 0.1	120 0.6
Lap 3	74	64 0.7	33 0.1	13 0.5	58 0.8	10 0.2	99 0.3	120 0.6
Lap 4	74	33 1.3	64 0.2	13 0.3	10 0.9	58 0.1	99 0.3	120 0.7
Lap 5	74	33 1.1	64 0.5	13 0.3	10 0.9	58 0.2	99 0.4	120 0.7
Lap 6	74	33 1.3	64 0.3	13 0.9	10 0.9	58 0.4	99 0.2	120 0.7



**OPEN**

**LAST CHANCE QUALIFIER 2 (R2)**  
**Analysis**

For information purposes. No official / regulatory value

Laps	Lap Time	Time of Day
<b>No.10 FRANCESCO CECCHINI</b>		
1	14.103	18:59:40.789
2	12.520	18:59:53.309
3	12.512	19:00:05.821
4	12.454	19:00:18.275
5	12.516	19:00:30.791
6	12.829	19:00:43.620

<b>No.13 JAUME GAYA</b>		
1	13.284	18:59:39.942
2	12.260	18:59:52.202
3	12.519	19:00:04.721
4	12.570	19:00:17.291
5	12.544	19:00:29.835
6	12.786	19:00:42.621

<b>No.33 SERGI SANCHEZ</b>		
1	13.071	18:59:39.456
2	12.382	18:59:51.838
3	12.291	19:00:04.129
4	12.574	19:00:16.703
5	12.192	19:00:28.895
6	12.461	19:00:41.356

<b>No.58 MAIKEL DIJKSTRA</b>		
1	13.723	18:59:40.540
2	12.580	18:59:53.120
3	12.434	19:00:05.554
4	12.909	19:00:18.463
5	12.627	19:00:31.090
6	12.933	19:00:44.023

<b>No.64 SYLVAIN BIDART</b>		
1	12.678	18:59:39.176
2	12.462	18:59:51.638
3	12.358	19:00:03.996
4	12.975	19:00:16.971
5	12.466	19:00:29.437
6	12.230	19:00:41.667

<b>No.74 ADRIAN GARIN</b>		
1	12.533	18:59:38.979
2	12.114	18:59:51.093
3	12.140	19:00:03.233
4	12.162	19:00:15.395
5	12.305	19:00:27.700
6	12.348	19:00:40.048

<b>No.99 MARC CAPDEVILA</b>		
1	13.684	18:59:40.185
2	12.937	18:59:53.122
3	13.034	19:00:06.156
4	12.679	19:00:18.835
5	12.742	19:00:31.577









Laps	Lap Time	Time of Day
6	12.650	19:00:44.227
<b>No.120 TOBY HALES</b>		
1	14.567	18:59:41.071
2	12.932	18:59:54.003
3	12.848	19:00:06.851
4	12.697	19:00:19.548
5	12.737	19:00:32.285
6	12.690	19:00:44.975




**OPEN**

**LAST CHANCE QUALIFIER 2 (R2)**  
**Starting Grid**

Subject to scrutineering & sporting investigations

<b>8</b>	<b>10</b>	<b>FRANCESCO CECCHINI</b>	<b>ITA</b> 
		12.235	ZAETA
<b>7</b>	<b>58</b>	<b>MAIKEL DIJKSTRA</b>	<b>NLD</b> 
		12.369	TM
<b>6</b>	<b>120</b>	<b>TOBY HALES</b>	<b>GBR</b> 
		12.409	HUSQVARNA
<b>5</b>	<b>99</b>	<b>MARC CAPDEVILA</b>	<b>ESP</b> 
		12.492	KTM
<b>4</b>	<b>64</b>	<b>SYLVAIN BIDART</b>	<b>FRA</b> 
		12.278	HONDA
<b>3</b>	<b>33</b>	<b>SERGI SANCHEZ</b>	<b>ESP</b> 
		12.212	HONDA
<b>2</b>	<b>74</b>	<b>ADRIAN GARIN</b>	<b>ESP</b> 
		12.021	HONDA
<b>1</b>	<b>13</b>	<b>JAUME GAYA</b>	<b>ESP</b> 
		12.034	KTM

**POLE POSITION**



Start : 16/12 - 19:55 6 Laps = 0,000 Km

SUPERPRESTIGIO2017 15-16/12/2017



**OPEN**

**LAST CHANCE QUALIFIER 1 (R1)**  
**Clasificación**

**Document 34**

Rnk	No.	Driver	Nation	Laps	Time	Gap	Best Lap	Best Kph
1	1	CARDUS FERRAN		6	1:16.619		11.745	
2	45	LORENZATO MATIAS		6	1:17.565	<b>0.946</b>	12.074	
3	68	NEAVE TOM		6	1:18.174	<b>1.555</b>	11.959	
4	213	GAYA JR JAUME		6	1:18.571	<b>1.952</b>	12.177	
5	17	BAILO GERARD		6	1:18.958	<b>2.339</b>	12.034	
6	70	OHMORI MASATOSHI		6	1:19.473	<b>2.854</b>	12.028	
7	55	DELESTRE WILFRIED		6	1:21.056	<b>4.437</b>	12.411	
8	98	MASON RICHARD		6	1:21.311	<b>4.692</b>	12.437	

Leaders : No.45 MATIAS LORENZATO (1-5) / No.1 FERRAN CARDUS (6-6)

Start Time : 16/12 - 19:56:45

Best Lap : No.1 FERRAN CARDUS 11.745

Event Record : No.95 JD BEACH 11.242



**OPEN**

**LAST CHANCE QUALIFIER 1 (R1)**  
Lap Chart

For information purposes. No official / regulatory value

	1	2	3	4	5	6	7	8
<b>Grid</b>	<b>1</b>	<b>17</b>	<b>70</b>	<b>213</b>	<b>45</b>	<b>98</b>	<b>68</b>	<b>55</b>
<b>Lap 1</b> <small>Interval</small>	<b>45</b>	<b>17</b> <small>0.5</small>	<b>1</b> <small>0.2</small>	<b>213</b> <small>0.1</small>	<b>98</b> <small>0.3</small>	<b>55</b> <small>0.1</small>	<b>68</b> <small>0.0</small>	<b>70</b> <small>0.3</small>
<b>Lap 2</b>	<b>45</b>	<b>1</b> <small>0.9</small>	<b>213</b> <small>0.1</small>	<b>98</b> <small>0.7</small>	<b>68</b> <small>0.1</small>	<b>17</b> <small>0.0</small>	<b>70</b> <small>0.2</small>	<b>55</b> <small>0.5</small>
<b>Lap 3</b>	<b>45</b>	<b>1</b> <small>0.7</small>	<b>213</b> <small>0.3</small>	<b>68</b> <small>1.1</small>	<b>17</b> <small>0.1</small>	<b>70</b> <small>0.4</small>	<b>55</b> <small>0.6</small>	<b>98</b> <small>0.1</small>
<b>Lap 4</b>	<b>45</b>	<b>1</b> <small>0.4</small>	<b>213</b> <small>0.8</small>	<b>68</b> <small>0.8</small>	<b>17</b> <small>0.2</small>	<b>70</b> <small>0.4</small>	<b>55</b> <small>1.1</small>	<b>98</b> <small>0.2</small>
<b>Lap 5</b>	<b>45</b>	<b>1</b> <small>0.1</small>	<b>213</b> <small>1.2</small>	<b>68</b> <small>0.4</small>	<b>17</b> <small>0.4</small>	<b>70</b> <small>0.4</small>	<b>55</b> <small>1.4</small>	<b>98</b> <small>0.2</small>
<b>Lap 6</b>	<b>1</b>	<b>45</b> <small>0.9</small>	<b>68</b> <small>0.6</small>	<b>213</b> <small>0.3</small>	<b>17</b> <small>0.3</small>	<b>70</b> <small>0.5</small>	<b>55</b> <small>1.5</small>	<b>98</b> <small>0.2</small>



**OPEN**

### LAST CHANCE QUALIFIER 1 (R1)

#### Analysis

For information purposes. No official / regulatory value

Laps	Lap Time	Time of Day
<b>No.1 FERRAN CARDUS</b>		
1	13.170	18:56:59.498
2	12.397	18:57:11.895
3	11.935	18:57:23.830
4	11.745	18:57:35.575
5	11.972	18:57:47.547
6	12.293	18:57:59.840

<b>No.17 GERARD BAILO</b>		
1	13.037	18:56:59.296
2	13.672	18:57:12.968
3	12.571	18:57:25.539
4	12.034	18:57:37.573
5	12.185	18:57:49.758
6	12.421	18:58:02.179

<b>No.45 MATIAS LORENZATO</b>		
1	12.609	18:56:58.745
2	12.170	18:57:10.915
3	12.128	18:57:23.043
4	12.074	18:57:35.117
5	12.312	18:57:47.429
6	13.357	18:58:00.786

<b>No.55 WILFRIED DELESTRE</b>		
1	14.049	18:57:00.138
2	13.637	18:57:13.775
3	12.937	18:57:26.712
4	12.534	18:57:39.246
5	12.411	18:57:51.657
6	12.620	18:58:04.277

<b>No.68 TOM NEAVE</b>		
1	13.751	18:57:00.141
2	12.750	18:57:12.891
3	12.450	18:57:25.341
4	11.959	18:57:37.300
5	11.964	18:57:49.264
6	12.131	18:58:01.395

<b>No.70 MASATOSHI OHMORI</b>		
1	13.887	18:57:00.451
2	12.781	18:57:13.232
3	12.798	18:57:26.030
4	12.028	18:57:38.058
5	12.174	18:57:50.232
6	12.462	18:58:02.694

<b>No.98 RICHARD MASON</b>		
1	13.508	18:56:59.972
2	12.812	18:57:12.784
3	14.113	18:57:26.897
4	12.594	18:57:39.491
5	12.437	18:57:51.928

Laps	Lap Time	Time of Day
6	12.604	18:58:04.532
<b>No.213 JAUME GAYA JR</b>		
1	13.394	18:56:59.653
2	12.389	18:57:12.042
3	12.177	18:57:24.219
4	12.201	18:57:36.420
5	12.376	18:57:48.796
6	12.996	18:58:01.792














**OPEN**

**LAST CHANCE QUALIFIER 1 (R1)**  
**Starting Grid**

Subject to scrutineering & sporting investigations

<b>8</b>	<b>55</b>	<b>WILFRIED DELESTRE</b>	<b>FRA</b> 
		12.358	SUZUKI
<b>7</b>	<b>68</b>	<b>TOM NEAVE</b>	<b>GBR</b> 
		12.092	KTM
<b>6</b>	<b>98</b>	<b>RICHARD MASON</b>	<b>GBR</b> 
		12.465	HONDA
<b>5</b>	<b>45</b>	<b>MATIAS LORENZATO</b>	<b>ARG</b> 
		12.392	SUZUKI
<b>4</b>	<b>213</b>	<b>JAUME GAYA JR</b>	<b>ESP</b> 
		12.294	KTM
<b>3</b>	<b>70</b>	<b>MASATOSHI OHMORI</b>	<b>JPN</b> 
		12.014	SUZUKI
<b>2</b>	<b>17</b>	<b>GERARD BAILO</b>	<b>ESP</b> 
		11.858	SUZUKI
<b>1</b>	<b>1</b>	<b>FERRAN CARDUS</b>	<b>ESP</b> 
		11.857	SUZUKI

**POLE POSITION**



Start : 16/12 - 19:50 6 Laps = 0,000 Km

SUPERPRESTIGIO2017 15-16/12/2017



**OPEN**

**FUSION HEATS GRUPO C (FM-C)**  
**Results**

**Document 43**

Rnk	No.	Driver	Nation	MC1-C	MC2-C	Points
1	18	SERRA FRANC		10	8	18
2	4	CHAREYRE THOMAS		4	10	14
3	13	GAYA JAUME		8	6	14
4	33	SANCHEZ SERGI		6	4	10
5	64	BIDART SYLVAIN		5	5	10
6	120	HALES TOBY		3	3	6
7	58	DIJKSTRA MAIKEL		2	2	4



**OPEN**

**HEAT RACE 2 GR. C (MC2-C)**  
**Clasificación**

**Document 33**

Rnk	No. Driver	Nation	Laps	Time	Gap	Best Lap	Best Kph	Points
1	4 CHAREYRE THOMAS		6	1:16.862		12.089		10
2	18 SERRA FRANC		6	1:18.066	1.204	12.189		8
3	13 GAYA JAUME		6	1:18.766	1.904	12.296		6
4	64 BIDART SYLVAIN		6	1:18.942	2.080	12.366		5
5	33 SANCHEZ SERGI		6	1:19.362	2.500	12.266		4
6	120 HALES TOBY		6	1:20.666	3.804	12.547		3
7	58 DIJKSTRA MAIKEL		6	1:21.417	4.555	12.636		2

Leaders : No.4 THOMAS CHAREYRE (1-6)

Start Time : 16/12 - 19:13:53

Best Lap : No.4 THOMAS CHAREYRE 12.089

Event Record : No.95 JD BEACH 11.242



**OPEN**

**HEAT RACE 2 GR. C (MC2-C)**  
Lap Chart

For information purposes. No official / regulatory value

	1	2	3	4	5	6	7
Grid	4	18	13	33	64	58	120
Lap 1 <small>Interval</small>	4	18 <small>0.3</small>	13 <small>0.3</small>	64 <small>0.2</small>	33 <small>0.0</small>	120 <small>0.2</small>	58 <small>0.1</small>
Lap 2	4	18 <small>0.4</small>	13 <small>0.4</small>	64 <small>0.2</small>	33 <small>0.3</small>	120 <small>0.3</small>	58 <small>0.4</small>
Lap 3	4	18 <small>0.5</small>	13 <small>0.5</small>	64 <small>0.3</small>	33 <small>0.2</small>	120 <small>0.4</small>	58 <small>0.5</small>
Lap 4	4	18 <small>0.7</small>	13 <small>0.5</small>	64 <small>0.4</small>	33 <small>0.4</small>	120 <small>0.4</small>	58 <small>0.9</small>
Lap 5	4	18 <small>0.9</small>	13 <small>0.5</small>	64 <small>0.3</small>	33 <small>0.3</small>	120 <small>0.8</small>	58 <small>0.9</small>
Lap 6	4	18 <small>1.2</small>	13 <small>0.7</small>	64 <small>0.1</small>	33 <small>0.4</small>	120 <small>1.3</small>	58 <small>0.7</small>



**OPEN**

### HEAT RACE 2 GR. C (MC2-C)








#### Analysis

For information purposes. No official / regulatory value


Laps	Lap Time	Time of Day	Laps	Lap Time	Time of Day
<b>No.4 THOMAS CHAREYRE</b>			6	12.951	18:15:11.926
1	12.535	18:14:07.231			
2	12.217	18:14:19.448			
3	12.089	18:14:31.537			
4	12.122	18:14:43.659			
5	12.203	18:14:55.862			
6	12.260	18:15:08.122			
<b>No.13 JAUME GAYA</b>					
1	12.569	18:14:07.951			
2	12.431	18:14:20.382			
3	12.301	18:14:32.683			
4	12.296	18:14:44.979			
5	12.473	18:14:57.452			
6	12.574	18:15:10.026			
<b>No.18 FRANC SERRA</b>					
1	12.871	18:14:07.559			
2	12.381	18:14:19.940			
3	12.189	18:14:32.129			
4	12.292	18:14:44.421			
5	12.440	18:14:56.861			
6	12.465	18:15:09.326			
<b>No.33 SERGI SANCHEZ</b>					
1	13.380	18:14:08.172			
2	12.728	18:14:20.900			
3	12.392	18:14:33.292			
4	12.588	18:14:45.880			
5	12.266	18:14:58.146			
6	12.476	18:15:10.622			
<b>No.58 MAIKEL DIJKSTRA</b>					
1	13.805	18:14:08.547			
2	13.139	18:14:21.686			
3	12.636	18:14:34.322			
4	12.923	18:14:47.245			
5	12.729	18:14:59.974			
6	12.703	18:15:12.677			
<b>No.64 SYLVAIN BIDART</b>					
1	13.555	18:14:08.151			
2	12.439	18:14:20.590			
3	12.445	18:14:33.035			
4	12.392	18:14:45.427			
5	12.366	18:14:57.793			
6	12.409	18:15:10.202			
<b>No.120 TOBY HALES</b>					
1	13.761	18:14:08.446			
2	12.755	18:14:21.201			
3	12.575	18:14:33.776			
4	12.547	18:14:46.323			
5	12.652	18:14:58.975			



**OPEN****HEAT RACE 2 GR. C (MC2-C)****Document 27****Starting Grid**

<b>7</b>	<b>120</b>	<b>TOBY HALES</b>	<b>GBR</b> 
		12.409	HUSQVARNA
<b>6</b>	<b>58</b>	<b>MAIKEL DIJKSTRA</b>	<b>NLD</b> 
		12.369	TM
<b>5</b>	<b>64</b>	<b>SYLVAIN BIDART</b>	<b>FRA</b> 
		12.278	HONDA
<b>4</b>	<b>33</b>	<b>SERGI SANCHEZ</b>	<b>ESP</b> 
		12.212	HONDA
<b>3</b>	<b>13</b>	<b>JAUME GAYA</b>	<b>ESP</b> 
		12.034	KTM
<b>2</b>	<b>18</b>	<b>FRANC SERRA</b>	<b>ESP</b> 
		12.004	HONDA
<b>1</b>	<b>4</b>	<b>THOMAS CHAREYRE</b>	<b>FRA</b> 
		11.883	TM

**POLE POSITION**



Start : 16/12 - 19:14 6 Laps = 0,000 Km

SUPERPRESTIGIO2017 15-16/12/2017







Page 1 / 1

Apex Timing 

**OPEN**

**HEAT RACE 1 GR. C (MC1-C)**  
**Clasificación**

**Document 30**

Rnk	No. Driver	Nation	Laps	Time	Gap	Best Lap	Best Kph	Points
1	18 SERRA FRANC		6	1:17.961		12.142		10
2	13 GAYA JAUME		6	1:18.428	0.467	12.235		8
3	33 SANCHEZ SERGI		6	1:19.080	1.119	12.306		6
4	64 BIDART SYLVAIN		6	1:19.596	1.635	12.359		5
5	4 CHAREYRE THOMAS		6	1:20.085	2.124	12.327		4
6	120 HALES TOBY		6	1:21.240	3.279	12.603		3
7	58 DIJKSTRA MAIKEL		6	1:21.514	3.553	12.568		2

Start Time : 16/12 - 18:53:28

Leaders : No.18 FRANC SERRA (1-6)  
 Best Lap : No.18 FRANC SERRA 12.142  
 Event Record : No.1 FERRAN CARDUS 11.857



**OPEN**

**HEAT RACE 1 GR. C (MC1-C)**  
Lap Chart

For information purposes. No official / regulatory value

	1	2	3	4	5	6	7
Grid	4	18	13	33	64	58	120
Lap 1 <small>Interval</small>	18	13 <small>0.0</small>	4 <small>0.1</small>	33 <small>0.0</small>	64 <small>0.1</small>	120 <small>0.2</small>	58 <small>0.1</small>
Lap 2	18	13 <small>0.2</small>	33 <small>0.5</small>	64 <small>0.2</small>	4 <small>0.0</small>	120 <small>0.3</small>	58 <small>0.3</small>
Lap 3	18	13 <small>0.4</small>	33 <small>0.5</small>	64 <small>0.3</small>	4 <small>0.1</small>	120 <small>0.5</small>	58 <small>0.5</small>
Lap 4	18	13 <small>0.3</small>	33 <small>0.6</small>	64 <small>0.5</small>	4 <small>0.3</small>	120 <small>0.5</small>	58 <small>0.5</small>
Lap 5	18	13 <small>0.4</small>	33 <small>0.6</small>	64 <small>0.4</small>	4 <small>0.2</small>	120 <small>1.0</small>	58 <small>0.3</small>
Lap 6	18	13 <small>0.4</small>	33 <small>0.6</small>	64 <small>0.5</small>	4 <small>0.4</small>	120 <small>1.1</small>	58 <small>0.2</small>





**OPEN**

### HEAT RACE 1 GR. C (MC1-C)

#### Analysis

For information purposes. No official / regulatory value

Laps	Lap Time	Time of Day	Laps	Lap Time	Time of Day
<b>No.4 THOMAS CHAREYRE</b>			6	12.734	17:54:46.956
1	13.498	17:53:42.554			
2	13.120	17:53:55.674			
3	12.553	17:54:08.227			
4	12.589	17:54:20.816			
5	12.327	17:54:33.143			
6	12.658	17:54:45.801			
<b>No.13 JAUME GAYA</b>					
1	13.048	17:53:42.394			
2	12.392	17:53:54.786			
3	12.300	17:54:07.086			
4	12.235	17:54:19.321			
5	12.437	17:54:31.758			
6	12.386	17:54:44.144			
<b>No.18 FRANC SERRA</b>					
1	13.042	17:53:42.347			
2	12.142	17:53:54.489			
3	12.165	17:54:06.654			
4	12.311	17:54:18.965			
5	12.331	17:54:31.296			
6	12.381	17:54:43.677			
<b>No.33 SERGI SANCHEZ</b>					
1	13.493	17:53:42.630			
2	12.692	17:53:55.322			
3	12.347	17:54:07.669			
4	12.306	17:54:19.975			
5	12.401	17:54:32.376			
6	12.420	17:54:44.796			
<b>No.58 MAIKEL DIJKSTRA</b>					
1	13.833	17:53:43.163			
2	13.215	17:53:56.378			
3	13.011	17:54:09.389			
4	12.584	17:54:21.973			
5	12.568	17:54:34.541			
6	12.689	17:54:47.230			
<b>No.64 SYLVAIN BIDART</b>					
1	13.474	17:53:42.770			
2	12.829	17:53:55.599			
3	12.436	17:54:08.035			
4	12.470	17:54:20.505			
5	12.359	17:54:32.864			
6	12.448	17:54:45.312			
<b>No.120 TOBY HALES</b>					
1	13.838	17:53:43.013			
2	12.998	17:53:56.011			
3	12.779	17:54:08.790			
4	12.603	17:54:21.393			
5	12.829	17:54:34.222			



**OPEN**

HEAT RACE 1 GR. C (MC1-C)

Document 24

Starting Grid

<b>7</b>	<b>120</b>	<b>TOBY HALES</b>	<b>GBR</b>
		12.409	HUSQVARNA
<b>6</b>	<b>58</b>	<b>MAIKEL DIJKSTRA</b>	<b>NLD</b>
		12.369	TM
<b>5</b>	<b>64</b>	<b>SYLVAIN BIDART</b>	<b>FRA</b>
		12.278	HONDA
<b>4</b>	<b>33</b>	<b>SERGI SANCHEZ</b>	<b>ESP</b>
		12.212	HONDA
<b>3</b>	<b>13</b>	<b>JAUME GAYA</b>	<b>ESP</b>
		12.034	KTM
<b>2</b>	<b>18</b>	<b>FRANC SERRA</b>	<b>ESP</b>
		12.004	HONDA
<b>1</b>	<b>4</b>	<b>THOMAS CHAREYRE</b>	<b>FRA</b>
		11.883	TM

**POLE POSITION**

Start : 16/12 - 18:50 6 Laps = 0,000 Km

SUPERPRESTIGIO2017 15-16/12/2017

Page 1 / 1

Apex Timing











**OPEN**

**FUSION HEATS GRUPO B (FM-B)**

**Document 42**

**Results**









Rnk	No.	Driver	Nation	MC1-B	MC2-B	Points
1	95	BEACH JD		6	10	16
2	124	BRINDLEY OLIVER		8	8	16
3	17	BAILO GERARD		10	5	15
4	45	LORENZATO MATIAS		3	6	9
5	74	GARIN ADRIAN		5	4	9
6	36	GABELLINI LORENZO		4	0	4
7	99	CAPDEVILA MARC		1	3	4
8	55	DELESTRE WILFRIED		2	2	4



**OPEN**

**HEAT RACE 2 GR. B (MC2-B)**  
**Clasificación**

**Document 32**

Rnk	No. Driver	Nation	Laps	Time	Gap	Best Lap	Best Kph	Points
1	95 BEACH JD		6	1:15.792		11.242		10
2	124 BRINDLEY OLIVER		6	1:16.223	0.431	11.998		8
3	45 LORENZATO MATIAS		6	1:17.969	2.177	12.287		6
4	17 BAILO GERARD		6	1:18.409	2.617	12.318		5
5	74 GARIN ADRIAN		6	1:18.625	2.833	12.252		4
6	99 CAPDEVILA MARC		6	1:21.906	6.114	12.564		3
7	55 DELESTRE WILFRIED		6	1:23.435	7.643	12.688		2
<b>Not Classified</b>								
	36 GABELLINI LORENZO		2	29.681	Retired	12.638		

Start Time : 16/12 - 19:08:59

Leaders : No.95 JD BEACH (1-6)

Best Lap : No.95 JD BEACH 11.242

Previous Event Record : No.1 FERRAN CARDUS 11.857



**OPEN**

**HEAT RACE 2 GR. B (MC2-B)**  
Lap Chart

For information purposes. No official / regulatory value

	1	2	3	4	5	6	7	8
Grid	17	124	74	95	36	55	45	99
Lap 1 <small>Interval</small>	95	124 0.5	45 0.1	17 0.2	74 0.1	99 0.2	36 0.1	55 0.2
Lap 2	95	124 0.5	45 0.4	17 0.2	74 0.3	99 0.4	<del>36</del> 0.1	55 1.5
Lap 3	95	124 0.6	45 0.7	17 0.2	74 0.3	99 2.3	55 1.4	
Lap 4	95	124 0.4	45 1.1	17 0.1	74 0.4	99 2.4	55 1.5	
Lap 5	95	124 0.3	45 1.4	17 0.2	74 0.3	99 3.0	55 1.4	
Lap 6	95	124 0.4	45 1.7	17 0.4	74 0.2	99 3.2	55 1.5	



**OPEN**

**HEAT RACE 2 GR. B (MC2-B)**  
**Analysis**

For information purposes. No official / regulatory value

Laps	Lap Time	Time of Day
<b>No.17 GERARD BAILO</b>		
1	13.113	18:09:13.424
2	12.318	18:09:25.742
3	12.364	18:09:38.106
4	12.361	18:09:50.467
5	12.326	18:10:02.793
6	12.622	18:10:15.415

<b>No.36 LORENZO GABELLINI</b>		
1	13.614	18:09:14.049
2	12.638	18:09:26.687

<b>No.45 MATIAS LORENZATO</b>		
1	12.833	18:09:13.211
2	12.305	18:09:25.516
3	12.311	18:09:37.827
4	12.453	18:09:50.280
5	12.287	18:10:02.567
6	12.408	18:10:14.975

<b>No.55 WILFRIED DELESTRE</b>		
1	14.176	18:09:14.322
2	13.909	18:09:28.231
3	14.030	18:09:42.261
4	12.688	18:09:54.949
5	12.704	18:10:07.653
6	12.788	18:10:20.441

<b>No.74 ADRIAN GARIN</b>		
1	13.321	18:09:13.602
2	12.473	18:09:26.075
3	12.426	18:09:38.501
4	12.400	18:09:50.901
5	12.252	18:10:03.153
6	12.478	18:10:15.631

<b>No.95 JD BEACH</b>		
1	11.242	18:09:12.524
2	12.027	18:09:24.551
3	11.958	18:09:36.509
4	12.157	18:09:48.666
5	12.185	18:10:00.851
6	11.947	18:10:12.798

<b>No.99 MARC CAPDEVILA</b>		
1	13.324	18:09:13.893
2	12.617	18:09:26.510
3	14.311	18:09:40.821
4	12.564	18:09:53.385
5	12.778	18:10:06.163
6	12.749	18:10:18.912

<b>No.124 OLIVER BRINDLEY</b>		
1	12.822	18:09:13.103









Laps	Lap Time	Time of Day
2	11.998	18:09:25.101
3	12.025	18:09:37.126
4	12.008	18:09:49.134
5	12.023	18:10:01.157
6	12.072	18:10:13.229




**OPEN**

**HEAT RACE 2 GR. B (MC2-B)**  
**Starting Grid**

**Document 26**

<b>8</b>	<b>MARC CAPDEVILA</b> 99 12.492	<b>ESP</b>  KTM
<b>7</b>	<b>MATIAS LORENZATO</b> 45 12.392	<b>ARG</b>  SUZUKI
<b>6</b>	<b>WILFRIED DELESTRE</b> 55 12.358	<b>FRA</b>  SUZUKI
<b>5</b>	<b>LORENZO GABELLINI</b> 36 12.275	<b>ITA</b>  YAMAHA
<b>4</b>	<b>JD BEACH</b> 95 12.157	<b>USA</b>  YAMAHA
<b>3</b>	<b>ADRIAN GARIN</b> 74 12.021	<b>ESP</b>  HONDA
<b>2</b>	<b>OLIVER BRINDLEY</b> 124 11.952	<b>GBR</b>  KAWASAKI
<b>1</b>	<b>GERARD BAILO</b> 17 11.858	<b>ESP</b>  SUZUKI


**POLE POSITION**



Start : 16/12 - 19:10 6 Laps = 0,000 Km

SUPERPRESTIGIO2017 15-16/12/2017

Page 1 / 1

Apex Timing 



**OPEN**

**HEAT RACE 1 GR. B (MC1-B)**  
**Clasificación**

**Document 29**

Rnk	No. Driver	Nation	Laps	Time	Gap	Best Lap	Best Kph	Points
1	17 BAILO GERARD		6	1:17.027		12.148		10
2	124 BRINDLEY OLIVER		6	1:17.462	0.435	12.023		8
3	95 BEACH JD		6	1:17.886	0.859	11.937		6
4	74 GARIN ADRIAN		6	1:18.548	1.521	12.110		5
5	36 GABELLINI LORENZO		6	1:24.308	7.281	12.441		4
6	45 LORENZATO MATIAS		6	1:25.767	8.740	12.251		3
7	55 DELESTRE WILFRIED		6	1:27.169	10.142	12.502		2
8	99 CAPDEVILA MARC		6	1:29.541	12.514	12.724		1

Start Time : 16/12 - 18:50:53

Leaders : No.17 GERARD BAILO (1-6)  
 Best Lap : No.95 JD BEACH 11.937  
 Event Record : No.1 FERRAN CARDUS 11.857





**OPEN**

**HEAT RACE 1 GR. B (MC1-B)**

For information purposes. No official / regulatory value

**Lap Chart**

	1	2	3	4	5	6	7	8
<b>Grid</b>	17	124	74	95	36	55	45	99
<b>Lap 1</b> <small>Interval</small>	17	74 0.5	124 0.1	55 0.9	95 0.0	36 0.1	45 5.1	99 2.3
<b>Lap 2</b>	17	74 0.5	124 0.1	95 0.9	55 0.8	36 0.1	45 4.6	99 2.5
<b>Lap 3</b>	17	74 0.4	124 0.2	95 0.7	55 1.4	36 0.2	45 4.3	99 2.9
<b>Lap 4</b>	17	74 0.7	124 0.0	95 0.5	55 2.0	36 0.1	45 4.6	99 2.9
<b>Lap 5</b>	17	124 0.6	95 0.4	74 0.3	55 2.2	36 0.3	45 4.1	99 3.7
<b>Lap 6</b>	17	124 0.4	95 0.4	74 0.6	36 5.7	45 1.4	55 1.4	99 2.3



**OPEN**

### HEAT RACE 1 GR. B (MC1-B)

#### Analysis

For information purposes. No official / regulatory value

Laps	Lap Time	Time of Day
<b>No.17 GERARD BAILO</b>		
1	12.556	17:51:06.914
2	12.177	17:51:19.091
3	12.199	17:51:31.290
4	12.148	17:51:43.438
5	12.192	17:51:55.630
6	12.269	17:52:07.899

<b>No.36 LORENZO GABELLINI</b>		
1	14.484	17:51:08.668
2	13.073	17:51:21.741
3	12.705	17:51:34.446
4	12.441	17:51:46.887
5	12.716	17:51:59.603
6	15.577	17:52:15.180

<b>No.45 MATIAS LORENZATO</b>		
1	19.582	17:51:13.785
2	12.626	17:51:26.411
3	12.378	17:51:38.789
4	12.724	17:51:51.513
5	12.251	17:52:03.764
6	12.875	17:52:16.639

<b>No.55 WILFRIED DELESTRE</b>		
1	14.458	17:51:08.457
2	13.100	17:51:21.557
3	12.643	17:51:34.200
4	12.502	17:51:46.702
5	12.541	17:51:59.243
6	18.798	17:52:18.041

<b>No.74 ADRIAN GARIN</b>		
1	13.222	17:51:07.416
2	12.235	17:51:19.651
3	12.110	17:51:31.761
4	12.397	17:51:44.158
5	12.875	17:51:57.033
6	12.387	17:52:09.420

<b>No.95 JD BEACH</b>		
1	14.491	17:51:08.496
2	12.246	17:51:20.742
3	12.019	17:51:32.761
4	11.937	17:51:44.698
5	12.023	17:51:56.721
6	12.037	17:52:08.758

<b>No.99 MARC CAPDEVILA</b>		
1	21.909	17:51:16.174
2	12.814	17:51:28.988
3	12.724	17:51:41.712
4	12.751	17:51:54.463
5	13.078	17:52:07.541

Laps	Lap Time	Time of Day
6	12.872	17:52:20.413
<b>No.124 OLIVER BRINDLEY</b>		
1	13.081	17:51:07.526
2	12.290	17:51:19.816
3	12.231	17:51:32.047
4	12.137	17:51:44.184
5	12.127	17:51:56.311
6	12.023	17:52:08.334











OPEN


HEAT RACE 1 GR. B (MC1-B)

Document 23

Starting Grid

8	99	MARC CAPDEVILA	ESP 
		12.492	KTM
7	45	MATIAS LORENZATO	ARG 
		12.392	SUZUKI
6	55	WILFRIED DELESTRE	FRA 
		12.358	SUZUKI
5	36	LORENZO GABELLINI	ITA 
		12.275	YAMAHA
4	95	JD BEACH	USA 
		12.157	YAMAHA
3	74	ADRIAN GARIN	ESP 
		12.021	HONDA
2	124	OLIVER BRINDLEY	GBR 
		11.952	KAWASAKI
1	17	GERARD BAILO	ESP 
		11.858	SUZUKI

POLE POSITION



Start : 16/12 - 18:46 6 Laps = 0,000 Km

SUPERPRESTIGIO2017 15-16/12/2017

Page 1 / 1

Apex Timing 











**OPEN**

**FUSION HEATS GRUPO A (FM-A)**

**Document 41**

**Results**

Rnk	No.	Driver	Nation	MC1-A	MC2-A	Points
1	179	CANO GUILLERMO		5	10	15
2	14	BAUMAN BRIAR		6	8	14
3	1	CARDUS FERRAN		10	2	12
4	70	OHMORI MASATOSHI		8	3	11
5	213	GAYA JR JAUME		3	6	9
6	98	MASON RICHARD		2	5	7
7	68	NEAVE TOM		4	0	4
8	10	CECCHINI FRANCESCO		0	4	4



**OPEN**

**HEAT RACE 2 GR. A (MC2-A)**

**Document 31**

**Clasificación**

Rnk	No.	Driver	Nation	Laps	Time	Gap	Best Lap	Best Kph	Points
1	179	CANO GUILLERMO		6	1:17.300		12.238		10
2	14	BAUMAN BRIAR		6	1:17.571	0.271	11.920		8
3	213	GAYA JR JAUME		6	1:19.687	2.387	12.229		6
4	98	MASON RICHARD		6	1:20.749	3.449	12.399		5
5	10	CECCHINI FRANCESCO		6	1:21.137	3.837	12.384		4
6	70	OHMORI MASATOSHI		6	1:21.314	4.014	12.324		3
7	1	CARDUS FERRAN		6	1:22.976	5.676	12.067		2
<b>Not Classified</b>									
	68	NEAVE TOM			3.415	No Lap			

Leaders : No.179 GUILLERMO CANO (1-6)

Start Time : 16/12 - 19:04:22

Best Lap : No.14 BRIAR BAUMAN 11.920

Event Record : No.1 FERRAN CARDUS 11.857



**OPEN**

**HEAT RACE 2 GR. A (MC2-A)**

For information purposes. No official / regulatory value

**Lap Chart**

	1	2	3	4	5	6	7	8
<b>Grid</b>	<b>1</b>	<b>14</b>	<b>70</b>	<b>68</b>	<b>10</b>	<b>213</b>	<b>179</b>	<b>98</b>
<b>Lap 1</b> <small>Interval</small>	179	213 0.9	14 0.1	98 0.9	10 0.7	70 0.4	1 3.5	
<b>Lap 2</b>	179	213 1.0	14 0.3	98 0.9	10 0.3	70 0.3	1 3.5	
<b>Lap 3</b>	179	14 1.4	213 0.2	98 0.8	10 0.4	70 0.2	1 3.2	
<b>Lap 4</b>	179	14 1.0	213 0.7	98 0.6	10 0.7	70 0.1	1 2.6	
<b>Lap 5</b>	179	14 0.4	213 1.3	98 0.8	10 0.6	70 0.2	1 2.0	
<b>Lap 6</b>	179	14 0.2	213 2.1	98 1.0	10 0.3	70 0.1	1 1.6	



**OPEN**

### HEAT RACE 2 GR. A (MC2-A)









#### Analysis

For information purposes. No official / regulatory value


Laps	Lap Time	Time of Day	Laps	Lap Time	Time of Day
<b>No.1 FERRAN CARDUS</b>			6	12.750	18:05:39.451
1	16.911	18:04:41.904			
2	12.370	18:04:54.274			
3	12.074	18:05:06.348			
4	12.067	18:05:18.415			
5	12.104	18:05:30.519			
6	12.221	18:05:42.740			
<b>No.10 FRANCESCO CECCHINI</b>					
1	14.939	18:04:37.987			
2	12.384	18:04:50.371			
3	12.437	18:05:02.808			
4	12.784	18:05:15.592			
5	12.618	18:05:28.210			
6	12.691	18:05:40.901			
<b>No.14 BRIAR BAUMAN</b>					
1	13.295	18:04:36.335			
2	12.721	18:04:49.056			
3	12.308	18:05:01.364			
4	12.032	18:05:13.396			
5	11.920	18:05:25.316			
6	12.019	18:05:37.335			
<b>No.70 MASATOSHI OHMORI</b>					
1	15.175	18:04:38.397			
2	12.337	18:04:50.734			
3	12.324	18:05:03.058			
4	12.704	18:05:15.762			
5	12.731	18:05:28.493			
6	12.585	18:05:41.078			
<b>No.98 RICHARD MASON</b>					
1	14.189	18:04:37.235			
2	12.745	18:04:49.980			
3	12.399	18:05:02.379			
4	12.497	18:05:14.876			
5	12.689	18:05:27.565			
6	12.948	18:05:40.513			
<b>No.179 GUILLERMO CANO</b>					
1	12.406	18:04:35.264			
2	12.359	18:04:47.623			
3	12.330	18:04:59.953			
4	12.441	18:05:12.394			
5	12.432	18:05:24.826			
6	12.238	18:05:37.064			
<b>No.213 JAUME GAYA JR</b>					
1	12.229	18:04:36.229			
2	12.470	18:04:48.699			
3	12.870	18:05:01.569			
4	12.615	18:05:14.184			
5	12.517	18:05:26.701			



**OPEN****HEAT RACE 2 GR. A (MC2-A)****Document 25****Starting Grid**

<b>8</b>	<b>RICHARD MASON</b> 98 12.465 HONDA	GBR 
<b>7</b>	<b>GUILLERMO CANO</b> 179 12.391 SUZUKI	ESP 
<b>6</b>	<b>JAUME GAYA JR</b> 213 12.294 KTM	ESP 
<b>5</b>	<b>FRANCESCO CECCHINI</b> 10 12.235 ZAETA	ITA 
<b>4</b>	<b>TOM NEAVE</b> 68 12.092 KTM	GBR 
<b>3</b>	<b>MASATOSHI OHMORI</b> 70 12.014 SUZUKI	JPN 
<b>2</b>	<b>BRIAR BAUMAN</b> 14 11.915 KAWASAKI	USA 
<b>1</b>	<b>FERRAN CARDUS</b> 1 11.857 SUZUKI	ESP 

**POLE POSITION**



Start : 16/12 - 19:06 6 Laps = 0,000 Km

SUPERPRESTIGIO2017 15-16/12/2017

Page 1 / 1

Apex Timing 











**OPEN**

**HEAT RACE 1 GR. A (MC1-A)**

**Document 28**

**Clasificación**

Rnk	No.	Driver	Nation	Laps	Time	Gap	Best Lap	Best Kph	Points
1	1	CARDUS FERRAN		6	1:17.460		12.142		10
2	70	OHMORI MASATOSHI		6	1:18.008	0.548	12.146		8
3	14	BAUMAN BRIAR		6	1:19.913	2.453	11.917		6
4	179	CANO GUILLERMO		6	1:20.544	3.084	12.307		5
5	68	NEAVE TOM		6	1:20.881	3.421	12.230		4
6	213	GAYA JR JAUME		6	1:21.560	4.100	12.518		3
7	98	MASON RICHARD		6	1:22.604	5.144	12.703		2
<b>Not Classified</b>									
	10	CECCHINI FRANCESCO				DNS			

Start Time : 16/12 - 18:48:24

Leaders : No.1 FERRAN CARDUS (1-6)  
 Best Lap : No.14 BRIAR BAUMAN 11.917  
 Event Record : No.1 FERRAN CARDUS 11.857



**OPEN**

**HEAT RACE 1 GR. A (MC1-A)**  
Lap Chart

For information purposes. No official / regulatory value

	1	2	3	4	5	6	7	8
<b>Grid</b>	1	14	70	68	Ø	213	179	98
<b>Lap 1</b> <small>Interval</small>	1	70 0.3	98 0.5	179 0.2	213 0.4	68 0.2	14 0.7	
<b>Lap 2</b>	1	70 0.3	179 1.2	213 0.7	68 0.0	98 0.1	14 0.1	
<b>Lap 3</b>	1	70 0.3	179 1.3	213 0.8	14 0.3	68 0.1	98 0.4	
<b>Lap 4</b>	1	70 0.5	179 1.4	14 0.8	68 0.3	213 0.1	98 0.7	
<b>Lap 5</b>	1	70 0.4	179 1.5	14 0.4	68 0.7	213 0.3	98 0.8	
<b>Lap 6</b>	1	70 0.5	14 1.9	179 0.6	68 0.3	213 0.6	98 1.0	



**OPEN**

**HEAT RACE 1 GR. A (MC1-A)**  
**Analysis**

For information purposes. No official / regulatory value

Laps	Lap Time	Time of Day	Laps	Lap Time	Time of Day
<b>No.1 FERRAN CARDUS</b>			6	12.524	17:49:44.141
1	12.520	17:48:39.010			
2	12.225	17:48:51.235			
3	12.275	17:49:03.510			
4	12.142	17:49:15.652			
5	12.206	17:49:27.858			
6	12.183	17:49:40.041			
<b>No.14 BRIAR BAUMAN</b>					
1	15.118	17:48:41.529			
2	12.447	17:48:53.976			
3	12.445	17:49:06.421			
4	12.103	17:49:18.524			
5	11.917	17:49:30.441			
6	12.053	17:49:42.494			
<b>No.68 TOM NEAVE</b>					
1	14.426	17:48:40.825			
2	12.777	17:48:53.602			
3	12.948	17:49:06.550			
4	12.354	17:49:18.904			
5	12.328	17:49:31.232			
6	12.230	17:49:43.462			
<b>No.70 MASATOSHI OHMORI</b>					
1	13.181	17:48:39.407			
2	12.195	17:48:51.602			
3	12.250	17:49:03.852			
4	12.350	17:49:16.202			
5	12.146	17:49:28.348			
6	12.241	17:49:40.589			
<b>No.98 RICHARD MASON</b>					
1	13.324	17:48:39.939			
2	13.862	17:48:53.801			
3	13.163	17:49:06.964			
4	12.757	17:49:19.721			
5	12.703	17:49:32.424			
6	12.761	17:49:45.185			
<b>No.179 GUILLERMO CANO</b>					
1	13.822	17:48:40.157			
2	12.662	17:48:52.819			
3	12.404	17:49:05.223			
4	12.412	17:49:17.635			
5	12.307	17:49:29.942			
6	13.183	17:49:43.125			
<b>No.213 JAUME GAYA JR</b>					
1	14.376	17:48:40.598			
2	12.985	17:48:53.583			
3	12.518	17:49:06.101			
4	12.915	17:49:19.016			
5	12.601	17:49:31.617			



**OPEN**

**HEAT RACE 1 GR. A (MC1-A)**

**Document 22**

**Starting Grid**

<b>8</b>	<b>RICHARD MASON</b> 98 12.465	<b>GBR</b> HONDA
<b>7</b>	<b>GUILLERMO CANO</b> 179 12.391	<b>ESP</b> SUZUKI
<b>6</b>	<b>JAUME GAYA JR</b> 213 12.294	<b>ESP</b> KTM
<b>5</b>	<b>FRANCESCO CECCHINI</b> 10 12.235	<b>ITA</b> ZAETA
<b>4</b>	<b>TOM NEAVE</b> 68 12.092	<b>GBR</b> KTM
<b>3</b>	<b>MASATOSHI OHMORI</b> 70 12.014	<b>JPN</b> SUZUKI
<b>2</b>	<b>BRIAR BAUMAN</b> 14 11.915	<b>USA</b> KAWASAKI
<b>1</b>	<b>FERRAN CARDUS</b> 1 11.857	<b>ESP</b> SUZUKI

**POLE POSITION**

Start : 16/12 - 18:42 6 Laps = 0,000 Km

SUPERPRESTIGIO2017 15-16/12/2017

Page 1 / 1

Apex Timing



# SUPERPRESTIGIO DIRTTRACK 16 DICIEMBRE 2017 BARCELONA PALAU SANT JORDI

**OPEN**

**QUALIFYING RESULTS (EO)**  
Results

Document 21







Rnk	No.	Driver	Nation	Q1-1	Q1-2	Q1-3	Q2-3	Q2-2	Q2-1	Time	Gap	Group
1	1	CARDUS FERRAN		11.857	-	-	-	-	12.348	11.857		A
2	17	BAILO GERARD		11.858	-	-	-	-	12.291	11.858	0.001	B
3	4	CHAREYRE THOMAS		11.883	-	-	-	-	12.307	11.883	0.026	C
4	14	BAUMAN BRIAR		11.915	-	-	-	-	12.143	11.915	0.058	A
5	124	BRINDLEY OLIVER		-	-	12.060	11.952	-	-	11.952	0.095	B
6	18	SERRA FRANCO		12.004	-	-	-	-	12.380	12.004	0.147	C
7	70	OHMORI MASATOSHI		-	12.014	-	-	12.418	-	12.014	0.157	A
8	74	GARIN ADRIAN		-	-	12.199	12.021	-	-	12.021	0.164	B
9	13	GAYA JAUME		12.034	-	-	-	-	12.400	12.034	0.177	C
10	68	NEAVE TOM		-	12.092	-	-	12.231	-	12.092	0.235	A
11	95	BEACH JD		-	-	12.218	12.157	-	-	12.157	0.300	B
12	33	SANCHEZ SERGI		-	12.212	-	-	12.441	-	12.212	0.355	C
13	10	CECCHINI FRANCESCO		12.235	-	-	-	-	12.595	12.235	0.378	A
14	36	GABELLINI LORENZO		-	12.275	-	-	12.547	-	12.275	0.418	B
15	64	BIDART SYLVAIN		-	12.278	-	-	12.325	-	12.278	0.421	C
16	213	GAYA JR JAUME		-	-	12.338	12.294	-	-	12.294	0.437	A
17	55	DELESTRE WILFRIED		-	12.358	-	-	12.380	-	12.358	0.501	B
18	58	DIJKSTRA MAIKEL		-	12.369	-	-	12.573	-	12.369	0.512	C
19	179	CANO GUILLERMO		-	-	12.391	12.404	-	-	12.391	0.534	A
20	45	LORENZATO MATIAS		-	12.392	-	-	12.481	-	12.392	0.535	B
21	120	HALES TOBY		-	-	12.656	12.409	-	-	12.409	0.552	C
22	98	MASON RICHARD		-	-	12.465	12.502	-	-	12.465	0.608	A
23	99	CAPDEVILA MARC		-	-	12.520	12.492	-	-	12.492	0.635	B



**OPEN**

**QUALIFYING PRACTICE 2 GR. 1 (Q2-1)**  
**Clasificación**

**Document 20**

Rnk	No.	Driver	Nation	Time	In Lap	Laps	Gap	Interv.	Make
1	14	BAUMAN BRIAR		12.143	11	14			KAWASAKI
2	17	BAILO GERARD		12.291	10	13	0.148	0.148	SUZUKI
3	4	CHAREYRE THOMAS		12.307	4	13	0.164	0.016	TM
4	1	CARDUS FERRAN		12.348	1	14	0.205	0.041	SUZUKI
5	18	SERRA FRANC		12.380	11	13	0.237	0.032	HONDA
6	13	GAYA JAUME		12.400	2	13	0.257	0.020	KTM
7	10	CECCHINI FRANCESCO		12.595	4	13	0.452	0.195	ZAETA

Start Time : 16/12 - 13:30:52

Best Lap : No.14 BRIAR BAUMAN 12.143  
 Event Record : No.1 FERRAN CARDUS 11.857



## OPEN

### QUALIFYING PRACTICE 2 GR. 1 (Q2-1)

#### Analysis

Laps	Lap Time	Time of Day	Laps	Lap Time	Time of Day	Laps	Lap Time	Time of Day
<b>No.1 FERRAN CARDUS</b>			5	16.625	12:32:12.793	11	<b>12.380</b>	12:33:28.989
1	<b>12.348</b>	12:31:15.479	6	19.812	12:32:32.605	12	12.406	12:33:41.395
2	12.533	12:31:28.012	7	12.886	12:32:45.491	13	14.605	12:33:56.000
3	12.361	12:31:40.373	8	13.279	12:32:58.770			
4	14.392	12:31:54.765	9	12.420	12:33:11.190			
5	12.381	12:32:07.146	10	12.588	12:33:23.778			
6	12.565	12:32:19.711	11	12.757	12:33:36.535			
7	12.630	12:32:32.341	12	14.658	12:33:51.193			
8	14.467	12:32:46.808	13	12.512	12:34:03.705			
9	13.841	12:33:00.649						
10	12.483	12:33:13.132						
11	12.465	12:33:25.597						
12	12.453	12:33:38.050						
13	12.419	12:33:50.469						
14	12.594	12:34:03.063						
<b>No.4 THOMAS CHAREYRE</b>			<b>No.14 BRIAR BAUMAN</b>					
1	<b>12.388</b>	12:31:17.019	1	<b>12.166</b>	12:31:13.647			
2	<b>12.362</b>	12:31:29.381	2	12.242	12:31:25.889			
3	15.027	12:31:44.408	3	12.201	12:31:38.090			
4	<b>12.307</b>	12:31:56.715	4	12.356	12:31:50.446			
5	18.591	12:32:15.306	5	12.207	12:32:02.653			
6	12.444	12:32:27.750	6	12.324	12:32:14.977			
7	12.366	12:32:40.116	7	12.185	12:32:27.162			
8	12.374	12:32:52.490	8	15.673	12:32:42.835			
9	16.045	12:33:08.535	9	12.515	12:32:55.350			
10	12.397	12:33:20.932	10	12.672	12:33:08.022			
11	12.364	12:33:33.296	11	<b>12.143</b>	12:33:20.165			
12	12.374	12:33:45.670	12	12.705	12:33:32.870			
13	12.564	12:33:58.234	13	12.310	12:33:45.180			
			14	12.224	12:33:57.404			
<b>No.10 FRANCESCO CECCHINI</b>			<b>No.17 GERARD BAILO</b>					
1	<b>12.840</b>	12:31:20.139	1	<b>12.458</b>	12:31:22.022			
2	<b>12.670</b>	12:31:32.809	2	12.492	12:31:34.514			
3	12.785	12:31:45.594	3	<b>12.429</b>	12:31:46.943			
4	<b>12.595</b>	12:31:58.189	4	12.971	12:31:59.914			
5	12.750	12:32:10.939	5	12.529	12:32:12.443			
6	12.966	12:32:23.905	6	15.697	12:32:28.140			
7	12.631	12:32:36.536	7	13.107	12:32:41.247			
8	12.839	12:32:49.375	8	<b>12.373</b>	12:32:53.620			
9	13.711	12:33:03.086	9	12.768	12:33:06.388			
10	12.663	12:33:15.749	10	<b>12.291</b>	12:33:18.679			
11	12.794	12:33:28.543	11	15.804	12:33:34.483			
12	13.223	12:33:41.766	12	13.100	12:33:47.583			
13	13.703	12:33:55.469	13	12.324	12:33:59.907			
<b>No.13 JAUME GAYA</b>			<b>No.18 FRANC SERRA</b>					
1	<b>12.682</b>	12:31:18.453	1	<b>12.578</b>	12:31:15.998			
2	<b>12.400</b>	12:31:30.853	2	<b>12.484</b>	12:31:28.482			
3	12.658	12:31:43.511	3	12.523	12:31:41.005			
4	12.657	12:31:56.168	4	12.513	12:31:53.518			
			5	15.483	12:32:09.001			
			6	15.148	12:32:24.149			
			7	13.210	12:32:37.359			
			8	12.727	12:32:50.086			
			9	13.796	12:33:03.882			
			10	12.727	12:33:16.609			






**OPEN**

**QUALIFYING PRACTICE 2 GR. 2 (Q2-2)**

**Document 19**

**Clasificación**

Rnk	No.	Driver	Nation	Time	In Lap	Laps	Gap	Interv.	Make
1	68	NEAVE TOM		12.231	6	14			KTM
2	64	BIDART SYLVAIN		12.325	12	13	0.094	0.094	HONDA
3	55	DELESTRE WILFRIED		12.380	2	12	0.149	0.055	SUZUKI
4	70	OHMORI MASATOSHI		12.418	11	13	0.187	0.038	SUZUKI
5	33	SANCHEZ SERGI		12.441	2	14	0.210	0.023	HONDA
6	45	LORENZATO MATIAS		12.481	2	13	0.250	0.040	SUZUKI
7	36	GABELLINI LORENZO		12.547	2	13	0.316	0.066	YAMAHA
8	58	DIJKSTRA MAIKEL		12.573	8	14	0.342	0.026	TM

Start Time : 16/12 - 13:25:24

Best Lap : No.68 TOM NEAVE 12.231  
 Event Record : No.1 FERRAN CARDUS 11.857

SUPERPRESTIGIO2017 15-16/12/2017

Page 1 / 1

Apex Timing 





## OPEN

### QUALIFYING PRACTICE 2 GR. 2 (Q2-2)

#### Analysis









Laps	Lap Time	Time of Day	Laps	Lap Time	Time of Day	Laps	Lap Time	Time of Day
<b>No.33 SERGI SANCHEZ</b>			5	20.433	12:26:50.619	12	13.006	12:28:01.055
1	<b>12.796</b>	12:25:45.302	6	12.961	12:27:03.580	13	12.319	12:28:13.374
2	<b>12.441</b>	12:25:57.743	7	12.519	12:27:16.099	14	12.439	12:28:25.813
3	12.566	12:26:10.309	8	12.427	12:27:28.526	<b>No.70 MASATOSHI OHMORI</b>		
4	12.718	12:26:23.027	9	15.385	12:27:43.911	1	<b>13.219</b>	12:25:49.768
5	12.546	12:26:35.573	10	12.657	12:27:56.568	2	16.844	12:26:06.612
6	12.601	12:26:48.174	11	12.749	12:28:09.317	3	<b>12.688</b>	12:26:19.300
7	12.586	12:27:00.760	12	17.673	12:28:26.990	4	<b>12.621</b>	12:26:31.921
8	12.586	12:27:13.346	<b>No.58 MAIKEL DIJKSTRA</b>			5	12.718	12:26:44.639
9	12.547	12:27:25.893	1	<b>12.726</b>	12:25:50.639	6	<b>12.542</b>	12:26:57.181
10	12.591	12:27:38.484	2	12.827	12:26:03.466	7	12.664	12:27:09.845
11	12.599	12:27:51.083	3	12.791	12:26:16.257	8	12.701	12:27:22.546
12	12.485	12:28:03.568	4	13.054	12:26:29.311	9	12.592	12:27:35.138
13	12.621	12:28:16.189	5	12.830	12:26:42.141	10	<b>12.488</b>	12:27:47.626
14	12.586	12:28:28.775	6	12.730	12:26:54.871	11	<b>12.418</b>	12:28:00.044
<b>No.36 LORENZO GABELLINI</b>			7	<b>12.692</b>	12:27:07.563	12	17.677	12:28:17.721
1	<b>13.496</b>	12:25:44.661	8	<b>12.573</b>	12:27:20.136	13	12.749	12:28:30.470
2	<b>12.547</b>	12:25:57.208	9	12.653	12:27:32.789			
3	12.612	12:26:09.820	10	12.744	12:27:45.533			
4	12.746	12:26:22.566	11	12.856	12:27:58.389			
5	12.804	12:26:35.370	12	13.146	12:28:11.535			
6	22.937	12:26:58.307	13	12.887	12:28:24.422			
7	12.740	12:27:11.047	14	12.664	12:28:37.086			
8	12.768	12:27:23.815	<b>No.64 SYLVAIN BIDART</b>					
9	12.743	12:27:36.558	1	<b>12.628</b>	12:25:48.601			
10	12.861	12:27:49.419	2	<b>12.394</b>	12:26:00.995			
11	12.750	12:28:02.169	3	<b>12.346</b>	12:26:13.341			
12	12.938	12:28:15.107	4	17.656	12:26:30.997			
13	12.884	12:28:27.991	5	12.783	12:26:43.780			
<b>No.45 MATIAS LORENZATO</b>			6	12.378	12:26:56.158			
1	<b>12.664</b>	12:25:53.133	7	12.427	12:27:08.585			
2	<b>12.481</b>	12:26:05.614	8	15.766	12:27:24.351			
3	12.575	12:26:18.189	9	12.381	12:27:36.732			
4	12.494	12:26:30.683	10	<b>12.335</b>	12:27:49.067			
5	12.588	12:26:43.271	11	12.375	12:28:01.442			
6	12.558	12:26:55.829	12	<b>12.325</b>	12:28:13.767			
7	12.511	12:27:08.340	13	15.438	12:28:29.205			
8	13.746	12:27:22.086	<b>No.68 TOM NEAVE</b>					
9	16.955	12:27:39.041	1	<b>12.446</b>	12:25:44.091			
10	12.526	12:27:51.567	2	<b>12.289</b>	12:25:56.380			
11	12.726	12:28:04.293	3	<b>12.265</b>	12:26:08.645			
12	13.019	12:28:17.312	4	12.569	12:26:21.214			
13	12.549	12:28:29.861	5	12.281	12:26:33.495			
<b>No.55 WILFRIED DELESTRE</b>			6	<b>12.231</b>	12:26:45.726			
1	<b>12.798</b>	12:25:46.668	7	12.467	12:26:58.193			
2	<b>12.380</b>	12:25:59.048	8	12.373	12:27:10.566			
3	12.671	12:26:11.719	9	12.313	12:27:22.879			
4	18.467	12:26:30.186	10	12.490	12:27:35.369			
			11	12.680	12:27:48.049			



**OPEN**

**QUALIFYING PRACTICE 2 GR. 3 (Q2-3)**  
**Clasificación**

**Document 18**

Rnk	No.	Driver	Nation	Time	In Lap	Laps	Gap	Interv.	Make
1	124	BRINDLEY OLIVER		11.952	6	14			KAWASAKI
2	74	GARIN ADRIAN		12.021	6	14	0.069	0.069	HONDA
3	95	BEACH JD		12.157	4	14	0.205	0.136	YAMAHA
4	213	GAYA JR JAUME		12.294	3	13	0.342	0.137	KTM
5	179	CANO GUILLERMO		12.404	8	13	0.452	0.110	SUZUKI
6	120	HALES TOBY		12.409	7	14	0.457	0.005	HUSQVARNA
7	99	CAPDEVILA MARC		12.492	6	13	0.540	0.083	KTM
8	98	MASON RICHARD		12.502	8	13	0.550	0.010	HONDA

Start Time : 16/12 - 13:20:08

Best Lap : No.124 OLIVER BRINDLEY 11.952  
 Event Record : No.1 FERRAN CARDUS 11.857



## OPEN

### QUALIFYING PRACTICE 2 GR. 3 (Q2-3)

#### Analysis

Laps	Lap Time	Time of Day	Laps	Lap Time	Time of Day	Laps	Lap Time	Time of Day
<b>No.74 ADRIAN GARIN</b>			4	<b>12.558</b>	12:21:15.617	9	12.632	12:22:16.461
1	12.511	12:20:31.257	5	12.600	12:21:28.217	10	12.600	12:22:29.061
2	12.081	12:20:43.338	6	<b>12.492</b>	12:21:40.709	11	12.448	12:22:41.509
3	12.082	12:20:55.420	7	12.643	12:21:53.352	12	12.598	12:22:54.107
4	12.102	12:21:07.522	8	12.636	12:22:05.988	13	15.572	12:23:09.679
5	12.338	12:21:19.860	9	12.782	12:22:18.770	<b>No.213 JAUME GAYA JR</b>		
6	<b>12.021</b>	12:21:31.881	10	12.741	12:22:31.511	1	<b>12.759</b>	12:20:30.028
7	12.796	12:21:44.677	11	12.952	12:22:44.463	2	<b>12.552</b>	12:20:42.580
8	13.103	12:21:57.780	12	15.651	12:23:00.114	3	<b>12.294</b>	12:20:54.874
9	12.126	12:22:09.906	13	14.668	12:23:14.782	4	12.477	12:21:07.351
10	13.734	12:22:23.640	<b>No.120 TOBY HALES</b>			5	16.401	12:21:23.752
11	13.880	12:22:37.520	1	<b>13.367</b>	12:20:34.991	6	12.709	12:21:36.461
12	12.308	12:22:49.828	2	<b>12.648</b>	12:20:47.639	7	12.767	12:21:49.228
13	12.299	12:23:02.127	3	12.673	12:21:00.312	8	12.654	12:22:01.882
14	12.410	12:23:14.537	4	12.709	12:21:13.021	9	15.891	12:22:17.773
<b>No.95 JD BEACH</b>			5	<b>12.543</b>	12:21:25.564	10	12.585	12:22:30.358
1	<b>12.307</b>	12:20:37.484	6	<b>12.528</b>	12:21:38.092	11	12.669	12:22:43.027
2	12.356	12:20:49.840	7	<b>12.409</b>	12:21:50.501	12	12.628	12:22:55.655
3	<b>12.199</b>	12:21:02.039	8	13.120	12:22:03.621	13	12.676	12:23:08.331
4	<b>12.157</b>	12:21:14.196	9	12.620	12:22:16.241			
5	12.250	12:21:26.446	10	12.535	12:22:28.776			
6	12.188	12:21:38.634	11	12.941	12:22:41.717			
7	12.198	12:21:50.832	12	13.126	12:22:54.843			
8	12.300	12:22:03.132	13	12.821	12:23:07.664			
9	12.284	12:22:15.416	14	12.895	12:23:20.559			
10	12.420	12:22:27.836	<b>No.124 OLIVER BRINDLEY</b>					
11	12.436	12:22:40.272	1	<b>12.641</b>	12:20:30.532			
12	12.244	12:22:52.516	2	<b>12.186</b>	12:20:42.718			
13	12.245	12:23:04.761	3	14.071	12:20:56.789			
14	12.596	12:23:17.357	4	<b>12.008</b>	12:21:08.797			
<b>No.98 RICHARD MASON</b>			5	12.023	12:21:20.820			
1	<b>12.945</b>	12:20:32.787	6	<b>11.952</b>	12:21:32.772			
2	<b>12.781</b>	12:20:45.568	7	11.967	12:21:44.739			
3	<b>12.574</b>	12:20:58.142	8	12.195	12:21:56.934			
4	12.574	12:21:10.716	9	12.298	12:22:09.232			
5	12.605	12:21:23.321	10	11.974	12:22:21.206			
6	<b>12.563</b>	12:21:35.884	11	12.200	12:22:33.406			
7	16.188	12:21:52.072	12	12.097	12:22:45.503			
8	<b>12.502</b>	12:22:04.574	13	12.323	12:22:57.826			
9	12.679	12:22:17.253	14	17.935	12:23:15.761			
10	16.436	12:22:33.689	<b>No.179 GUILLERMO CANO</b>					
11	12.614	12:22:46.303	1	<b>13.150</b>	12:20:36.286			
12	12.767	12:22:59.070	2	<b>12.505</b>	12:20:48.791			
13	12.747	12:23:11.817	3	<b>12.482</b>	12:21:01.273			
<b>No.99 MARC CAPDEVILA</b>			4	12.516	12:21:13.789			
1	<b>12.628</b>	12:20:32.279	5	<b>12.428</b>	12:21:26.217			
2	18.095	12:20:50.374	6	12.766	12:21:38.983			
3	12.685	12:21:03.059	7	12.442	12:21:51.425			
			8	<b>12.404</b>	12:22:03.829			



**OPEN**

**QUALIFYING PRACTICE 1 GR. 3 (Q1-3)**  
**Clasificación**

**Document 17**

Rnk	No.	Driver	Nation	Time	In Lap	Laps	Gap	Interv.	Make
1	124	BRINDLEY OLIVER		12.060	1	14			KAWASAKI
2	74	GARIN ADRIAN		12.199	7	14	0.139	0.139	HONDA
3	95	BEACH JD		12.218	13	14	0.158	0.019	YAMAHA
4	213	GAYA JR JAUME		12.338	7	13	0.278	0.120	KTM
5	179	CANO GUILLERMO		12.391	6	13	0.331	0.053	SUZUKI
6	98	MASON RICHARD		12.465	3	13	0.405	0.074	HONDA
7	99	CAPDEVILA MARC		12.520	6	14	0.460	0.055	KTM
8	120	HALES TOBY		12.656	2	13	0.596	0.136	HUSQVARNA

Start Time : 16/12 - 12:49:03

Best Lap : No.124 OLIVER BRINDLEY 12.060  
 Event Record : No.1 FERRAN CARDUS 11.857



## OPEN

### QUALIFYING PRACTICE 1 GR. 3 (Q1-3)

#### Analysis

Laps	Lap Time	Time of Day	Laps	Lap Time	Time of Day	Laps	Lap Time	Time of Day
<b>No.74 ADRIAN GARIN</b>			4	12.554	11:50:02.508	9	12.564	11:51:12.299
1	12.283	11:49:23.361	5	13.792	11:50:16.300	10	13.225	11:51:25.524
2	12.223	11:49:35.584	6	12.520	11:50:28.820	11	18.557	11:51:44.081
3	12.377	11:49:47.961	7	12.625	11:50:41.445	12	12.559	11:51:56.640
4	12.387	11:50:00.348	8	12.688	11:50:54.133	13	12.638	11:52:09.278
5	12.646	11:50:12.994	9	12.768	11:51:06.901	<b>No.213 JAUME GAYA JR</b>		
6	12.379	11:50:25.373	10	13.048	11:51:19.949	1	12.686	11:49:28.919
7	12.199	11:50:37.572	11	13.239	11:51:33.188	2	12.455	11:49:41.374
8	12.414	11:50:49.986	12	14.499	11:51:47.687	3	15.510	11:49:56.884
9	12.568	11:51:02.554	13	14.008	11:52:01.695	4	12.456	11:50:09.340
10	12.641	11:51:15.195	14	13.196	11:52:14.891	5	12.426	11:50:21.766
11	12.535	11:51:27.730	<b>No.120 TOBY HALES</b>			6	12.354	11:50:34.120
12	15.226	11:51:42.956	1	12.779	11:49:30.576	7	12.338	11:50:46.458
13	17.202	11:52:00.158	2	12.656	11:49:43.232	8	12.503	11:50:58.961
14	12.530	11:52:12.688	3	14.145	11:49:57.377	9	12.707	11:51:11.668
<b>No.95 JD BEACH</b>			4	13.014	11:50:10.391	10	12.552	11:51:24.220
1	12.439	11:49:32.107	5	13.019	11:50:23.410	11	13.776	11:51:37.996
2	12.362	11:49:44.469	6	13.121	11:50:36.531	12	12.718	11:51:50.714
3	12.242	11:49:56.711	7	12.944	11:50:49.475	13	15.279	11:52:05.993
4	12.325	11:50:09.036	8	12.719	11:51:02.194			
5	12.259	11:50:21.295	9	13.352	11:51:15.546			
6	12.311	11:50:33.606	10	23.140	11:51:38.686			
7	12.335	11:50:45.941	11	13.006	11:51:51.692			
8	12.444	11:50:58.385	12	12.855	11:52:04.547			
9	12.418	11:51:10.803	13	12.803	11:52:17.350			
10	12.373	11:51:23.176	<b>No.124 OLIVER BRINDLEY</b>					
11	12.355	11:51:35.531	1	12.060	11:49:26.641			
12	12.237	11:51:47.768	2	12.198	11:49:38.839			
13	12.218	11:51:59.986	3	12.430	11:49:51.269			
14	12.905	11:52:12.891	4	12.140	11:50:03.409			
<b>No.98 RICHARD MASON</b>			5	12.314	11:50:15.723			
1	12.770	11:49:27.976	6	12.172	11:50:27.895			
2	12.586	11:49:40.562	7	12.291	11:50:40.186			
3	12.465	11:49:53.027	8	12.360	11:50:52.546			
4	12.706	11:50:05.733	9	12.209	11:51:04.755			
5	16.982	11:50:22.715	10	12.184	11:51:16.939			
6	13.128	11:50:35.843	11	13.664	11:51:30.603			
7	12.612	11:50:48.455	12	13.288	11:51:43.891			
8	12.658	11:51:01.113	13	12.335	11:51:56.226			
9	12.819	11:51:13.932	14	12.379	11:52:08.605			
10	12.921	11:51:26.853	<b>No.179 GUILLERMO CANO</b>					
11	17.739	11:51:44.592	1	12.767	11:49:28.499			
12	12.925	11:51:57.517	2	12.476	11:49:40.975			
13	12.482	11:52:09.999	3	12.754	11:49:53.729			
<b>No.99 MARC CAPDEVILA</b>			4	12.451	11:50:06.180			
1	12.612	11:49:24.798	5	16.086	11:50:22.266			
2	12.544	11:49:37.342	6	12.391	11:50:34.657			
3	12.612	11:49:49.954	7	12.517	11:50:47.174			
			8	12.561	11:50:59.735			











**OPEN**

**QUALIFYING PRACTICE 1 GR. 2 (Q1-2)**

**Document 16**

**Clasificación**

Rnk	No.	Driver	Nation	Time	In Lap	Laps	Gap	Interv.	Make
1	70	OHMORI MASATOSHI		12.014	3	13			SUZUKI
2	68	NEAVE TOM		12.092	4	14	0.078	0.078	KTM
3	33	SANCHEZ SERGI		12.212	6	14	0.198	0.120	HONDA
4	36	GABELLINI LORENZO		12.275	3	13	0.261	0.063	YAMAHA
5	64	BIDART SYLVAIN		12.278	12	13	0.264	0.003	HONDA
6	55	DELESTRE WILFRIED		12.358	3	14	0.344	0.080	SUZUKI
7	58	DIJKSTRA MAIKEL		12.369	4	13	0.355	0.011	TM
8	45	LORENZATO MATIAS		12.392	3	14	0.378	0.023	SUZUKI

Start Time : 16/12 - 12:44:03

Best Lap : No.70 MASATOSHI OHMORI 12.014  
 Event Record : No.1 FERRAN CARDUS 11.857

SUPERPRESTIGIO2017 15-16/12/2017

Page 1 / 1

Apex Timing 



## OPEN

### QUALIFYING PRACTICE 1 GR. 2 (Q1-2)

#### Analysis

Laps	Lap Time	Time of Day	Laps	Lap Time	Time of Day	Laps	Lap Time	Time of Day
<b>No.33 SERGI SANCHEZ</b>			4	13.980	11:45:06.212	10	12.343	11:46:15.545
1	12.323	11:44:27.680	5	12.442	11:45:18.654	11	12.298	11:46:27.843
2	12.313	11:44:39.993	6	12.521	11:45:31.175	12	12.349	11:46:40.192
3	12.406	11:44:52.399	7	12.588	11:45:43.763	13	12.410	11:46:52.602
4	12.337	11:45:04.736	8	12.367	11:45:56.130	14	12.389	11:47:04.991
5	12.301	11:45:17.037	9	12.447	11:46:08.577	<b>No.70 MASATOSHI OHMORI</b>		
6	12.212	11:45:29.249	10	12.700	11:46:21.277	1	12.693	11:44:26.526
7	12.326	11:45:41.575	11	12.613	11:46:33.890	2	18.471	11:44:44.997
8	12.442	11:45:54.017	12	13.184	11:46:47.074	3	12.014	11:44:57.011
9	12.460	11:46:06.477	13	13.911	11:47:00.985	4	12.264	11:45:09.275
10	12.446	11:46:18.923	14	12.716	11:47:13.701	5	12.393	11:45:21.668
11	12.459	11:46:31.382	<b>No.58 MAIKEL DIJKSTRA</b>			6	15.168	11:45:36.836
12	12.494	11:46:43.876	1	13.488	11:44:30.854	7	12.200	11:45:49.036
13	12.387	11:46:56.263	2	12.680	11:44:43.534	8	12.457	11:46:01.493
14	12.536	11:47:08.799	3	12.636	11:44:56.170	9	12.454	11:46:13.947
<b>No.36 LORENZO GABELLINI</b>			4	12.369	11:45:08.539	10	16.209	11:46:30.156
1	12.640	11:44:30.269	5	12.485	11:45:21.024	11	12.356	11:46:42.512
2	12.473	11:44:42.742	6	12.812	11:45:33.836	12	12.566	11:46:55.078
3	12.275	11:44:55.017	7	13.867	11:45:47.703	13	16.934	11:47:12.012
4	12.332	11:45:07.349	8	12.781	11:46:00.484			
5	12.417	11:45:19.766	9	12.892	11:46:13.376			
6	18.991	11:45:38.757	10	12.741	11:46:26.117			
7	12.558	11:45:51.315	11	12.717	11:46:38.834			
8	12.509	11:46:03.824	12	13.063	11:46:51.897			
9	12.556	11:46:16.380	13	12.842	11:47:04.739			
10	12.645	11:46:29.025	<b>No.64 SYLVAIN BIDART</b>					
11	12.632	11:46:41.657	1	12.445	11:44:28.744			
12	12.672	11:46:54.329	2	12.330	11:44:41.074			
13	12.596	11:47:06.925	3	12.337	11:44:53.411			
<b>No.45 MATIAS LORENZATO</b>			4	12.430	11:45:05.841			
1	12.557	11:44:25.408	5	12.421	11:45:18.262			
2	12.394	11:44:37.802	6	12.318	11:45:30.580			
3	12.392	11:44:50.194	7	12.837	11:45:43.417			
4	13.905	11:45:04.099	8	20.661	11:46:04.078			
5	13.341	11:45:17.440	9	12.495	11:46:16.573			
6	12.517	11:45:29.957	10	12.361	11:46:28.934			
7	12.445	11:45:42.402	11	12.281	11:46:41.215			
8	12.834	11:45:55.236	12	12.278	11:46:53.493			
9	12.502	11:46:07.738	13	12.285	11:47:05.778			
10	12.990	11:46:20.728	<b>No.68 TOM NEAVE</b>					
11	12.528	11:46:33.256	1	12.202	11:44:25.528			
12	12.547	11:46:45.803	2	12.224	11:44:37.752			
13	12.652	11:46:58.455	3	12.140	11:44:49.892			
14	12.720	11:47:11.175	4	12.092	11:45:01.984			
<b>No.55 WILFRIED DELESTRE</b>			5	12.148	11:45:14.132			
1	12.556	11:44:27.447	6	12.197	11:45:26.329			
2	12.427	11:44:39.874	7	12.158	11:45:38.487			
3	12.358	11:44:52.232	8	12.358	11:45:50.845			
			9	12.357	11:46:03.202			










**OPEN**

**QUALIFYING PRACTICE 1 GR. 1 (Q1-1)**

**Document 15**

**Clasificación**

Rnk	No.	Driver	Nation	Time	In Lap	Laps	Gap	Interv.	Make
1	1	CARDUS FERRAN		11.857	3	14			SUZUKI
2	17	BAILO GERARD		11.858	5	13	0.001	0.001	SUZUKI
3	4	CHAREYRE THOMAS		11.883	3	13	0.026	0.025	TM
4	14	BAUMAN BRIAR		11.915	10	14	0.058	0.032	KAWASAKI
5	18	SERRA FRANC		12.004	3	11	0.147	0.089	HONDA
6	13	GAYA JAUME		12.034	3	13	0.177	0.030	KTM
7	10	CECCHINI FRANCESCO		12.235	4	13	0.378	0.201	ZAETA


Start Time : 16/12 - 12:39:08

Best Lap : No.1 FERRAN CARDUS

11.857

SUPERPRESTIGIO2017 15-16/12/2017

Page 1 / 1

Apex Timing 





**OPEN**
**QUALIFYING PRACTICE 1 GR. 1 (Q1-1)**  
**Analysis**

Laps	Lap Time	Time of Day	Laps	Lap Time	Time of Day	Laps	Lap Time	Time of Day
<b>No.1 FERRAN CARDUS</b>			5	15.308	11:40:32.077	11	12.548	11:42:09.322
1	12.130	11:39:29.756	6	12.304	11:40:44.381			
2	11.975	11:39:41.731	7	12.796	11:40:57.177			
3	11.857	11:39:53.588	8	12.170	11:41:09.347			
4	13.199	11:40:06.787	9	12.256	11:41:21.603			
5	11.887	11:40:18.674	10	15.404	11:41:37.007			
6	12.118	11:40:30.792	11	12.470	11:41:49.477			
7	12.063	11:40:42.855	12	12.207	11:42:01.684			
8	16.110	11:40:58.965	13	14.336	11:42:16.020			
9	12.020	11:41:10.985	<b>No.14 BRIAR BAUMAN</b>					
10	11.969	11:41:22.954	1	12.223	11:39:29.063			
11	12.113	11:41:35.067	2	13.023	11:39:42.086			
12	12.192	11:41:47.259	3	11.963	11:39:54.049			
13	12.309	11:41:59.568	4	12.001	11:40:06.050			
14	21.720	11:42:21.288	5	12.299	11:40:18.349			
<b>No.4 THOMAS CHAREYRE</b>			6	12.617	11:40:30.966			
1	12.427	11:39:30.840	7	12.042	11:40:43.008			
2	12.008	11:39:42.848	8	11.923	11:40:54.931			
3	11.883	11:39:54.731	9	12.006	11:41:06.937			
4	16.332	11:40:11.063	10	11.915	11:41:18.852			
5	12.071	11:40:23.134	11	14.480	11:41:33.332			
6	14.982	11:40:38.116	12	11.976	11:41:45.308			
7	11.923	11:40:50.039	13	11.959	11:41:57.267			
8	12.102	11:41:02.141	14	12.173	11:42:09.440			
9	21.264	11:41:23.405	<b>No.17 GERARD BAILO</b>					
10	12.184	11:41:35.589	1	12.192	11:39:33.974			
11	12.128	11:41:47.717	2	12.079	11:39:46.053			
12	12.357	11:42:00.074	3	11.918	11:39:57.971			
13	12.770	11:42:12.844	4	15.064	11:40:13.035			
<b>No.10 FRANCESCO CECCHINI</b>			5	11.858	11:40:24.893			
1	12.670	11:39:32.823	6	11.903	11:40:36.796			
2	12.418	11:39:45.241	7	12.043	11:40:48.839			
3	12.246	11:39:57.487	8	17.692	11:41:06.531			
4	12.235	11:40:09.722	9	12.664	11:41:19.195			
5	12.290	11:40:22.012	10	11.998	11:41:31.193			
6	16.726	11:40:38.738	11	17.134	11:41:48.327			
7	13.290	11:40:52.028	12	16.078	11:42:04.405			
8	12.494	11:41:04.522	13	12.033	11:42:16.438			
9	12.597	11:41:17.119	<b>No.18 FRANC SERRA</b>					
10	12.687	11:41:29.806	1	12.512	11:39:56.991			
11	15.305	11:41:45.111	2	12.094	11:40:09.085			
12	12.890	11:41:58.001	3	12.004	11:40:21.089			
13	12.998	11:42:10.999	4	17.318	11:40:38.407			
<b>No.13 JAUME GAYA</b>			5	12.245	11:40:50.652			
1	12.842	11:39:40.443	6	13.227	11:41:03.879			
2	12.155	11:39:52.598	7	15.549	11:41:19.428			
3	12.034	11:40:04.632	8	12.411	11:41:31.839			
4	12.137	11:40:16.769	9	12.406	11:41:44.245			
			10	12.529	11:41:56.774			



**OPEN**

**FREE PRACTICES RESULTS**  
Results

Document 14

Rnk	No.	Driver	Nation	FP1-1	FP1-2	FP1-3	FP2-1	FP2-2	FP2-3	Time	Gap	Laps
1	95	JD BEACH		-	-	11.859	-	-	12.077	11.859		38
2	124	OLIVER BRINDLEY		-	-	12.060	-	-	11.894	11.894	0.035	37
3	1	FERRAN CARDUS		11.964	-	-	11.911	-	-	11.911	0.052	37
4	17	GERARD BAILO		12.106	-	-	11.917	-	-	11.917	0.058	36
5	13	JAUME GAYA		12.135	-	-	11.949	-	-	11.949	0.090	34
6	14	BRIAR BAUMAN		12.000	-	-	11.962	-	-	11.962	0.103	36
7	68	TOM NEAVE		-	11.999	-	-	12.059	-	11.999	0.140	38
8	18	FRANC SERRA		12.000	-	-	12.046	-	-	12.000	0.141	36
9	4	THOMAS CHAREYRE		12.173	-	-	12.014	-	-	12.014	0.155	36
10	74	ADRIAN GARIN		-	-	12.126	-	-	12.054	12.054	0.195	38
11	36	LORENZO GABELLINI		-	12.312	-	-	12.083	-	12.083	0.224	36
12	45	MATIAS LORENZATO		-	12.133	-	-	12.104	-	12.104	0.245	36
13	179	GUILLERMO CANO		-	-	12.157	-	-	12.119	12.119	0.260	37
14	33	SERGI SANCHEZ		-	12.199	-	-	12.138	-	12.138	0.279	37
15	70	MASATOSHI OHMORI		-	12.175	-	-	12.233	-	12.175	0.316	37
16	55	WILFRIED DELESTRE		-	12.550	-	-	12.185	-	12.185	0.326	36
17	64	SYLVAIN BIDART		-	12.492	-	-	12.209	-	12.209	0.350	36
18	10	FRANCESCO CECCHINI		12.255	-	-	12.292	-	-	12.255	0.396	36
19	120	TOBY HALES		-	-	12.312	-	-	12.308	12.308	0.449	37
20	213	JAUME GAYA JR		-	-	12.319	-	-	12.355	12.319	0.460	36
21	99	MARC CAPDEVILA		-	-	12.351	-	-	12.419	12.351	0.492	35
22	58	MAIKEL DIJKSTRA		-	12.560	-	-	12.374	-	12.374	0.515	34
23	98	RICHARD MASON		-	-	12.530	-	-	12.412	12.412	0.553	35









**OPEN**

**FREE PRACTICE 2 GR. 3 (FP2-3)**

**Document 13**

**Clasificación**

Rnk	No.	Driver	Nation	Time	In Lap	Laps	Gap	Interv.	Make
1	124	BRINDLEY OLIVER		11.894	5	19			KAWASAKI
2	74	GARIN ADRIAN		12.054	2	19	0.160	0.160	HONDA
3	95	BEACH JD		12.077	2	19	0.183	0.023	YAMAHA
4	179	CANO GUILLERMO		12.119	3	19	0.225	0.042	SUZUKI
5	120	HALES TOBY		12.308	2	19	0.414	0.189	HUSQVARNA
6	213	GAYA JR JAUME		12.355	10	19	0.461	0.047	KTM
7	98	MASON RICHARD		12.412	3	18	0.518	0.057	HONDA
8	99	CAPDEVILA MARC		12.419	4	18	0.525	0.007	KTM

Start Time : 16/12 - 12:01:59

Best Lap : No.124 OLIVER BRINDLEY

11.894

SUPERPRESTIGIO2017 15-16/12/2017



**OPEN**

**FREE PRACTICE 2 GR. 3 (FP2-3)**  
**Analysis**

Laps	Lap Time	Time of Day	Laps	Lap Time	Time of Day	Laps	Lap Time	Time of Day
<b>No.74 ADRIAN GARIN</b>						<b>No.124 OLIVER BRINDLEY</b>		
1	12.497	11:02:17.340	9	12.653	11:04:11.458	1	12.456	11:02:19.684
2	12.054	11:02:29.394	10	12.607	11:04:24.065	2	12.234	11:02:31.918
3	12.325	11:02:41.719	11	12.656	11:04:36.721	3	11.945	11:02:43.863
4	12.265	11:02:53.984	12	12.551	11:04:49.272	4	12.647	11:02:56.510
5	12.068	11:03:06.052	13	13.381	11:05:02.653	5	11.894	11:03:08.404
6	12.310	11:03:18.362	14	12.802	11:05:15.455	6	12.056	11:03:20.460
7	12.470	11:03:30.832	15	12.701	11:05:28.156	7	12.273	11:03:32.733
8	12.289	11:03:43.121	16	13.584	11:05:41.740	8	13.025	11:03:45.758
9	12.330	11:03:55.451	17	13.337	11:05:55.077	9	11.960	11:03:57.718
10	14.860	11:04:10.311	18	18.641	11:06:13.718	10	12.179	11:04:09.897
11	12.300	11:04:22.611	<b>No.99 MARC CAPDEVILA</b>			11	13.595	11:04:23.492
12	12.422	11:04:35.033	1	12.900	11:02:19.222	12	12.155	11:04:35.647
13	12.359	11:04:47.392	2	16.137	11:02:35.359	13	12.518	11:04:48.165
14	12.698	11:05:00.090	3	12.787	11:02:48.146	14	13.082	11:05:01.247
15	12.431	11:05:12.521	4	12.419	11:03:00.565	15	12.355	11:05:13.602
16	12.612	11:05:25.133	5	14.236	11:03:14.801	16	12.505	11:05:26.107
17	18.187	11:05:43.320	6	12.481	11:03:27.282	17	12.313	11:05:38.420
18	17.458	11:06:00.778	7	12.461	11:03:39.743	18	13.637	11:05:52.057
19	12.450	11:06:13.228	8	16.224	11:03:55.967	19	12.626	11:06:04.683
			9	12.700	11:04:08.667	<b>No.179 GUILLERMO CANO</b>		
			10	12.586	11:04:21.253	1	12.259	11:02:17.755
			11	12.584	11:04:33.837	2	12.250	11:02:30.005
			12	12.848	11:04:46.685	3	12.119	11:02:42.124
			13	14.953	11:05:01.638	4	12.201	11:02:54.325
			14	16.121	11:05:17.759	5	12.150	11:03:06.475
			15	12.767	11:05:30.526	6	12.390	11:03:18.865
			16	12.830	11:05:43.356	7	12.300	11:03:31.165
			17	13.167	11:05:56.523	8	12.244	11:03:43.409
			18	13.299	11:06:09.822	9	12.263	11:03:55.672
			<b>No.120 TOBY HALES</b>			10	12.421	11:04:08.093
			1	12.655	11:02:22.787	11	12.852	11:04:20.945
			2	12.308	11:02:35.095	12	18.747	11:04:39.692
			3	12.608	11:02:47.703	13	12.480	11:04:52.172
			4	12.385	11:03:00.088	14	12.406	11:05:04.578
			5	12.745	11:03:12.833	15	12.327	11:05:16.905
			6	14.922	11:03:27.755	16	12.387	11:05:29.292
			7	13.368	11:03:41.123	17	12.500	11:05:41.792
			8	13.034	11:03:54.157	18	15.723	11:05:57.515
			9	12.805	11:04:06.962	19	17.366	11:06:14.881
			10	12.731	11:04:19.693	<b>No.213 JAUME GAYA JR</b>		
			11	12.666	11:04:32.359	1	12.797	11:02:21.577
			12	12.605	11:04:44.964	2	12.622	11:02:34.199
			13	12.742	11:04:57.706	3	12.415	11:02:46.614
			14	12.747	11:05:10.453	4	12.452	11:02:59.066
			15	12.820	11:05:23.273	5	12.412	11:03:11.478
			16	12.902	11:05:36.175	6	16.440	11:03:27.918
			17	12.878	11:05:49.053	7	12.579	11:03:40.497
			18	12.967	11:06:02.020	8	12.482	11:03:52.979
			19	13.315	11:06:15.335			
<b>No.95 JD BEACH</b>								
1	12.257	11:02:25.730						
2	12.077	11:02:37.807						
3	12.121	11:02:49.928						
4	12.097	11:03:02.025						
5	12.087	11:03:14.112						
6	12.122	11:03:26.234						
7	12.229	11:03:38.463						
8	12.178	11:03:50.641						
9	12.220	11:04:02.861						
10	12.194	11:04:15.055						
11	12.179	11:04:27.234						
12	12.277	11:04:39.511						
13	12.335	11:04:51.846						
14	12.300	11:05:04.146						
15	12.243	11:05:16.389						
16	12.341	11:05:28.730						
17	12.267	11:05:40.997						
18	12.295	11:05:53.292						
19	12.413	11:06:05.705						
<b>No.98 RICHARD MASON</b>								
1	13.051	11:02:21.117						
2	12.413	11:02:33.530						
3	12.412	11:02:45.942						
4	12.513	11:02:58.455						
5	12.685	11:03:11.140						
6	13.488	11:03:24.628						
7	21.673	11:03:46.301						
8	12.504	11:03:58.805						



**OPEN**

**FREE PRACTICE 2 GR. 3 (FP2-3)**

**Analysis**

Laps	Lap Time	Time of Day
9	12.522	11:04:05.501
10	<b>12.355</b>	11:04:17.856
11	12.531	11:04:30.387
12	12.407	11:04:42.794
13	12.426	11:04:55.220
14	12.999	11:05:08.219
15	12.621	11:05:20.840
16	12.466	11:05:33.306
17	12.543	11:05:45.849
18	12.668	11:05:58.517
19	12.504	11:06:11.021




**OPEN**

**FREE PRACTICE 2 GR. 2 (FP2-2)**

**Document 12**

**Clasificación**

Rnk	No.	Driver	Nation	Time	In Lap	Laps	Gap	Interv.	Make
1	68	NEAVE TOM		12.059	5	19			KTM
2	36	GABELLINI LORENZO		12.083	2	18	0.024	0.024	YAMAHA
3	45	LORENZATO MATIAS		12.104	6	18	0.045	0.021	SUZUKI
4	33	SANCHEZ SERGI		12.138	3	19	0.079	0.034	HONDA
5	55	DELESTRE WILFRIED		12.185	5	18	0.126	0.047	SUZUKI
6	64	BIDART SYLVAIN		12.209	8	18	0.150	0.024	HONDA
7	70	OHMORI MASATOSHI		12.233	3	18	0.174	0.024	SUZUKI
8	58	DIJKSTRA MAIKEL		12.374	5	16	0.315	0.141	TM


Start Time : 16/12 - 11:55:58

Best Lap : No.68 TOM NEAVE

12.059

SUPERPRESTIGIO2017 15-16/12/2017

Page 1 / 1

Apex Timing 



**OPEN**

**FREE PRACTICE 2 GR. 2 (FP2-2)**  
Analysis

Laps	Lap Time	Time of Day	Laps	Lap Time	Time of Day	Laps	Lap Time	Time of Day
<b>No.33 SERGI SANCHEZ</b>			10	12.305	10:58:21.402	4	12.678	10:57:00.989
1	12.728	10:56:28.293	11	12.470	10:58:33.872	5	12.583	10:57:13.572
2	12.227	10:56:40.520	12	12.401	10:58:46.273	6	12.261	10:57:25.833
3	12.138	10:56:52.658	13	12.252	10:58:58.525	7	12.220	10:57:38.053
4	12.316	10:57:04.974	14	12.312	10:59:10.837	8	12.209	10:57:50.262
5	12.317	10:57:17.291	15	13.530	10:59:24.367	9	17.148	10:58:07.410
6	12.335	10:57:29.626	16	16.976	10:59:41.343	10	15.220	10:58:22.630
7	12.298	10:57:41.924	17	12.904	10:59:54.247	11	12.228	10:58:34.858
8	12.228	10:57:54.152	18	21.478	11:00:15.725	12	12.350	10:58:47.208
9	12.226	10:58:06.378	<b>No.55 WILFRIED DELESTRE</b>			13	12.328	10:58:59.536
10	12.594	10:58:18.972	1	12.833	10:56:24.605	14	16.897	10:59:16.433
11	12.390	10:58:31.362	2	12.617	10:56:37.222	15	12.537	10:59:28.970
12	12.471	10:58:43.833	3	12.506	10:56:49.728	16	15.535	10:59:44.505
13	12.508	10:58:56.341	4	12.450	10:57:02.178	17	12.230	10:59:56.735
14	12.480	10:59:08.821	5	12.185	10:57:14.363	18	13.056	11:00:09.791
15	12.438	10:59:21.259	6	12.430	10:57:26.793	<b>No.68 TOM NEAVE</b>		
16	12.225	10:59:33.484	7	12.244	10:57:39.037	1	12.393	10:56:23.730
17	12.295	10:59:45.779	8	12.360	10:57:51.397	2	12.135	10:56:35.865
18	12.381	10:59:58.160	9	12.551	10:58:03.948	3	12.245	10:56:48.110
19	12.586	11:00:10.746	10	12.397	10:58:16.345	4	12.110	10:57:00.220
<b>No.36 LORENZO GABELLINI</b>			11	12.642	10:58:28.987	5	12.059	10:57:12.279
1	12.416	10:56:21.131	12	20.534	10:58:49.521	6	12.195	10:57:24.474
2	12.083	10:56:33.214	13	12.633	10:59:02.154	7	12.240	10:57:36.714
3	12.221	10:56:45.435	14	12.453	10:59:14.607	8	12.215	10:57:48.929
4	12.200	10:56:57.635	15	16.823	10:59:31.430	9	12.363	10:58:01.292
5	12.576	10:57:10.211	16	12.513	10:59:43.943	10	12.316	10:58:13.608
6	13.484	10:57:23.695	17	12.304	10:59:56.247	11	12.394	10:58:26.002
7	12.349	10:57:36.044	18	13.360	11:00:09.607	12	12.406	10:58:38.408
8	12.340	10:57:48.384	<b>No.58 MAIKEL DIJKSTRA</b>			13	12.260	10:58:50.668
9	12.355	10:58:00.739	1	13.329	10:56:26.924	14	12.347	10:59:03.015
10	12.427	10:58:13.166	2	12.826	10:56:39.750	15	12.563	10:59:15.578
11	13.246	10:58:26.412	3	12.522	10:56:52.272	16	12.442	10:59:28.020
12	12.301	10:58:38.713	4	12.433	10:57:04.705	17	12.351	10:59:40.371
13	12.357	10:58:51.070	5	12.374	10:57:17.079	18	12.447	10:59:52.818
14	12.455	10:59:03.525	6	12.692	10:57:29.771	19	12.299	11:00:05.117
15	12.505	10:59:16.030	7	12.534	10:57:42.305	<b>No.70 MASATOSHI OHMORI</b>		
16	19.649	10:59:35.679	8	12.495	10:57:54.800	1	12.234	10:56:20.117
17	14.143	10:59:49.822	9	13.007	10:58:07.807	2	12.251	10:56:32.368
18	12.622	11:00:02.444	10	15.089	10:58:22.896	3	12.233	10:56:44.601
<b>No.45 MATIAS LORENZATO</b>			11	12.548	10:58:35.444	4	12.291	10:56:56.892
1	12.914	10:56:30.088	12	12.715	10:58:48.159	5	14.249	10:57:11.141
2	13.008	10:56:43.096	13	12.505	10:59:00.664	6	12.257	10:57:23.398
3	12.541	10:56:55.637	14	12.758	10:59:13.422	7	12.326	10:57:35.724
4	12.345	10:57:07.982	15	33.512	10:59:46.934	8	13.108	10:57:48.832
5	12.252	10:57:20.234	16	13.448	11:00:00.382	9	19.927	10:58:08.759
6	12.104	10:57:32.338	<b>No.64 SYLVAIN BIDART</b>			10	13.253	10:58:22.012
7	12.149	10:57:44.487	1	12.486	10:56:22.448	11	12.389	10:58:34.401
8	12.328	10:57:56.815	2	12.343	10:56:34.791	12	12.506	10:58:46.907
9	12.282	10:58:09.097	3	13.520	10:56:48.311	13	12.423	10:58:59.330



**OPEN**

**FREE PRACTICE 2 GR. 2 (FP2-2)**

**Analysis**

Laps	Lap Time	Time of Day
14	15.927	10:59:15.257
15	15.190	10:59:30.447
16	12.302	10:59:42.749
17	12.520	10:59:55.269
18	13.701	11:00:08.970











**OPEN**

**FREE PRACTICE 2 GR. 1 (FP2-1)**

**Document 11**

**Clasificación**

Rnk	No.	Driver	Nation	Time	In Lap	Laps	Gap	Interv.	Make
1	1	CARDUS FERRAN		11.911	4	18			SUZUKI
2	17	BAILO GERARD		11.917	6	18	0.006	0.006	SUZUKI
3	13	GAYA JAUME		11.949	5	17	0.038	0.032	KTM
4	14	BAUMAN BRIAR		11.962	12	18	0.051	0.013	KAWASAKI
5	4	CHAREYRE THOMAS		12.014	10	18	0.103	0.052	TM
6	18	SERRA FRANC		12.046	6	18	0.135	0.032	HONDA
7	10	CECCHINI FRANCESCO		12.292	4	18	0.381	0.246	ZAETA

Start Time : 16/12 - 11:50:15

Best Lap : No.1 FERRAN CARDUS

11.911

SUPERPRESTIGIO2017 15-16/12/2017



**OPEN**

**FREE PRACTICE 2 GR. 1 (FP2-1)**  
**Analysis**

Laps	Lap Time	Time of Day	Laps	Lap Time	Time of Day	Laps	Lap Time	Time of Day
<b>No.1 FERRAN CARDUS</b>			11	12.995	10:52:50.205	4	12.185	10:51:15.622
1	12.248	10:50:37.616	12	17.280	10:53:07.485	5	12.129	10:51:27.751
2	12.674	10:50:50.290	13	12.812	10:53:20.297	6	<b>11.917</b>	10:51:39.668
3	11.919	10:51:02.209	14	12.593	10:53:32.890	7	14.370	10:51:54.038
4	<b>11.911</b>	10:51:14.120	15	12.668	10:53:45.558	8	11.920	10:52:05.958
5	11.913	10:51:26.033	16	15.265	10:54:00.823	9	14.447	10:52:20.405
6	15.641	10:51:41.674	17	14.136	10:54:14.959	10	14.016	10:52:34.421
7	11.931	10:51:53.605	18	13.205	10:54:28.164	11	12.000	10:52:46.421
8	12.052	10:52:05.657	<b>No.13 JAUME GAYA</b>			12	15.644	10:53:02.065
9	16.330	10:52:21.987	1	13.074	10:50:46.175	13	15.204	10:53:17.269
10	11.929	10:52:33.916	2	12.460	10:50:58.635	14	12.045	10:53:29.314
11	14.688	10:52:48.604	3	12.241	10:51:10.876	15	13.642	10:53:42.956
12	12.045	10:53:00.649	4	12.001	10:51:22.877	16	11.974	10:53:54.930
13	12.127	10:53:12.776	5	<b>11.949</b>	10:51:34.826	17	15.848	10:54:10.778
14	12.159	10:53:24.935	6	11.984	10:51:46.810	18	13.951	10:54:24.729
15	12.166	10:53:37.101	7	20.006	10:52:06.816	<b>No.18 FRANC SERRA</b>		
16	15.516	10:53:52.617	8	12.398	10:52:19.214	1	12.652	10:50:37.346
17	12.096	10:54:04.713	9	12.892	10:52:32.106	2	12.318	10:50:49.664
18	12.289	10:54:17.002	10	12.034	10:52:44.140	3	12.648	10:51:02.312
<b>No.4 THOMAS CHAREYRE</b>			11	12.105	10:52:56.245	4	12.393	10:51:14.705
1	13.835	10:50:42.980	12	15.163	10:53:11.408	5	12.234	10:51:26.939
2	12.463	10:50:55.443	13	16.969	10:53:28.377	6	<b>12.046</b>	10:51:38.985
3	12.147	10:51:07.590	14	12.176	10:53:40.553	7	12.125	10:51:51.110
4	16.402	10:51:23.992	15	12.881	10:53:53.434	8	12.261	10:52:03.371
5	12.496	10:51:36.488	16	16.117	10:54:09.551	9	12.716	10:52:16.087
6	12.039	10:51:48.527	17	12.395	10:54:21.946	10	18.919	10:52:35.006
7	12.202	10:52:00.729	<b>No.14 BRIAR BAUMAN</b>			11	12.332	10:52:47.338
8	15.946	10:52:16.675	1	12.610	10:50:46.993	12	12.388	10:52:59.726
9	12.254	10:52:28.929	2	12.240	10:50:59.233	13	12.575	10:53:12.301
10	<b>12.014</b>	10:52:40.943	3	12.187	10:51:11.420	14	13.369	10:53:25.670
11	13.651	10:52:54.594	4	12.132	10:51:23.552	15	12.646	10:53:38.316
12	12.105	10:53:06.699	5	14.085	10:51:37.637	16	16.932	10:53:55.248
13	12.078	10:53:18.777	6	12.174	10:51:49.811	17	12.485	10:54:07.733
14	16.170	10:53:34.947	7	12.227	10:52:02.038	18	13.096	10:54:20.829
15	12.106	10:53:47.053	8	12.203	10:52:14.241			
16	12.177	10:53:59.230	9	13.049	10:52:27.290			
17	12.920	10:54:12.150	10	12.553	10:52:39.843			
18	12.127	10:54:24.277	11	12.251	10:52:52.094			
<b>No.10 FRANCESCO CECCHINI</b>			12	<b>11.962</b>	10:53:04.056			
1	12.876	10:50:41.729	13	12.771	10:53:16.827			
2	12.718	10:50:54.447	14	12.226	10:53:29.053			
3	12.498	10:51:06.945	15	12.005	10:53:41.058			
4	<b>12.292</b>	10:51:19.237	16	15.069	10:53:56.127			
5	12.586	10:51:31.823	17	12.035	10:54:08.162			
6	12.452	10:51:44.275	18	12.081	10:54:20.243			
7	14.352	10:51:58.627	<b>No.17 GERARD BAILO</b>					
8	12.885	10:52:11.512	1	11.990	10:50:39.430			
9	12.353	10:52:23.865	2	11.936	10:50:51.366			
10	13.345	10:52:37.210	3	12.071	10:51:03.437			





**OPEN**

**FREE PRACTICE 1 GR. 3 (FP1-3)**

**Document 10**

**Clasificación**

Rnk	No.	Driver	Nation	Time	In Lap	Laps	Gap	Interv.	Make
1	95	BEACH JD		11.859	7	19			YAMAHA
2	124	BRINDLEY OLIVER		12.060	5	18	0.201	0.201	KAWASAKI
3	74	GARIN ADRIAN		12.126	4	19	0.267	0.066	HONDA
4	179	CANO GUILLERMO		12.157	15	18	0.298	0.031	SUZUKI
5	120	HALES TOBY		12.312	3	18	0.453	0.155	HUSQVARNA
6	213	GAYA JR JAUME		12.319	16	17	0.460	0.007	KTM
7	99	CAPDEVILA MARC		12.351	7	17	0.492	0.032	KTM
8	98	MASON RICHARD		12.530	10	17	0.671	0.179	HONDA

Start Time : 16/12 - 11:12:09

Best Lap : No.95 JD BEACH

11.859

SUPERPRESTIGIO2017 15-16/12/2017

Page 1 / 1

Apex Timing 



**OPEN**

**FREE PRACTICE 1 GR. 3 (FP1-3)**  
**Analysis**

Laps	Lap Time	Time of Day	Laps	Lap Time	Time of Day	Laps	Lap Time	Time of Day
<b>No.74 ADRIAN GARIN</b>			9	12.729	10:14:23.955	3	<b>12.462</b>	10:13:06.839
1	<b>12.582</b>	10:12:31.906	10	<b>12.530</b>	10:14:36.485	4	12.974	10:13:19.813
2	12.664	10:12:44.570	11	12.621	10:14:49.106	5	<b>12.060</b>	10:13:31.873
3	12.807	10:12:57.377	12	15.886	10:15:04.992	6	12.111	10:13:43.984
4	<b>12.126</b>	10:13:09.503	13	12.913	10:15:17.905	7	12.071	10:13:56.055
5	12.352	10:13:21.855	14	12.681	10:15:30.586	8	12.805	10:14:08.860
6	12.238	10:13:34.093	15	12.866	10:15:43.452	9	12.195	10:14:21.055
7	12.283	10:13:46.376	16	12.756	10:15:56.208	10	12.152	10:14:33.207
8	12.149	10:13:58.525	17	15.902	10:16:12.110	11	12.117	10:14:45.324
9	12.327	10:14:10.852	<b>No.99 MARC CAPDEVILA</b>			12	12.411	10:14:57.735
10	12.463	10:14:23.315	1	<b>13.744</b>	10:12:35.069	13	18.396	10:15:16.131
11	12.265	10:14:35.580	2	<b>13.560</b>	10:12:48.629	14	12.703	10:15:28.834
12	12.205	10:14:47.785	3	<b>12.821</b>	10:13:01.450	15	12.339	10:15:41.173
13	12.472	10:15:00.257	4	<b>12.605</b>	10:13:14.055	16	12.077	10:15:53.250
14	12.299	10:15:12.556	5	<b>12.519</b>	10:13:26.574	17	12.441	10:16:05.691
15	12.791	10:15:25.347	6	13.868	10:13:40.442	18	12.075	10:16:17.766
16	12.407	10:15:37.754	7	<b>12.351</b>	10:13:52.793	<b>No.179 GUILLERMO CANO</b>		
17	12.597	10:15:50.351	8	12.535	10:14:05.328	1	<b>12.464</b>	10:12:32.287
18	12.728	10:16:03.079	9	14.118	10:14:19.446	2	<b>12.312</b>	10:12:44.599
19	13.698	10:16:16.777	10	18.038	10:14:37.484	3	12.329	10:12:56.928
<b>No.95 JD BEACH</b>			11	12.680	10:14:50.164	4	<b>12.184</b>	10:13:09.112
1	<b>12.325</b>	10:12:39.404	12	12.446	10:15:02.610	5	12.523	10:13:21.635
2	<b>12.023</b>	10:12:51.427	13	12.364	10:15:14.974	6	12.778	10:13:34.413
3	12.069	10:13:03.496	14	12.461	10:15:27.435	7	12.388	10:13:46.801
4	12.097	10:13:15.593	15	15.394	10:15:42.829	8	12.823	10:13:59.624
5	<b>11.986</b>	10:13:27.579	16	15.855	10:15:58.684	9	12.851	10:14:12.475
6	<b>11.972</b>	10:13:39.551	17	13.757	10:16:12.441	10	12.508	10:14:24.983
7	<b>11.859</b>	10:13:51.410	<b>No.120 TOBY HALES</b>			11	<b>12.179</b>	10:14:37.162
8	12.109	10:14:03.519	1	<b>12.730</b>	10:12:34.510	12	12.238	10:14:49.400
9	12.013	10:14:15.532	2	<b>12.468</b>	10:12:46.978	13	12.401	10:15:01.801
10	12.029	10:14:27.561	3	<b>12.312</b>	10:12:59.290	14	12.305	10:15:14.106
11	12.100	10:14:39.661	4	12.337	10:13:11.627	15	<b>12.157</b>	10:15:26.263
12	11.971	10:14:51.632	5	12.589	10:13:24.216	16	14.287	10:15:40.550
13	11.934	10:15:03.566	6	12.507	10:13:36.723	17	12.592	10:15:53.142
14	11.901	10:15:15.467	7	12.468	10:13:49.191	18	24.833	10:16:17.975
15	12.060	10:15:27.527	8	12.630	10:14:01.821	<b>No.213 JAUME GAYA JR</b>		
16	12.152	10:15:39.679	9	12.446	10:14:14.267	1	<b>12.563</b>	10:12:35.544
17	11.983	10:15:51.662	10	12.435	10:14:26.702	2	<b>12.428</b>	10:12:47.972
18	12.024	10:16:03.686	11	13.657	10:14:40.359	3	19.728	10:13:07.700
19	12.346	10:16:16.032	12	13.128	10:14:53.487	4	<b>12.389</b>	10:13:20.089
<b>No.98 RICHARD MASON</b>			13	12.886	10:15:06.373	5	<b>12.350</b>	10:13:32.439
1	<b>14.228</b>	10:12:39.359	14	12.671	10:15:19.044	6	13.668	10:13:46.107
2	<b>13.050</b>	10:12:52.409	15	12.454	10:15:31.498	7	13.643	10:13:59.750
3	13.228	10:13:05.637	16	12.560	10:15:44.058	8	12.390	10:14:12.140
4	<b>12.739</b>	10:13:18.376	17	12.628	10:15:56.686	9	12.438	10:14:24.578
5	14.389	10:13:32.765	18	17.360	10:16:14.046	10	<b>12.328</b>	10:14:36.906
6	12.834	10:13:45.599	<b>No.124 OLIVER BRINDLEY</b>			11	14.973	10:14:51.879
7	<b>12.724</b>	10:13:58.323	1	<b>15.337</b>	10:12:40.157	12	12.519	10:15:04.398
8	12.903	10:14:11.226	2	<b>14.220</b>	10:12:54.377	13	16.058	10:15:20.456



**OPEN**

**FREE PRACTICE 1 GR. 3 (FP1-3)**

**Analysis**

Laps	Lap Time	Time of Day
14	12.367	10:15:32.823
15	12.431	10:15:45.254
16	<b>12.319</b>	10:15:57.573
17	15.881	10:16:13.454



**OPEN**

**FREE PRACTICE 1 GR. 2 (FP1-2)**  
**Clasificación**

**Document 9**

Rnk	No.	Driver	Nation	Time	In Lap	Laps	Gap	Interv.	Make
1	68	NEAVE TOM		11.999	12	19			KTM
2	45	LORENZATO MATIAS		12.133	17	18	0.134	0.134	SUZUKI
3	70	OHMORI MASATOSHI		12.175	7	19	0.176	0.042	SUZUKI
4	33	SANCHEZ SERGI		12.199	15	18	0.200	0.024	HONDA
5	36	GABELLINI LORENZO		12.312	17	18	0.313	0.113	YAMAHA
6	64	BIDART SYLVAIN		12.492	15	18	0.493	0.180	HONDA
7	55	DELESTRE WILFRIED		12.550	8	18	0.551	0.058	SUZUKI
8	58	DIJKSTRA MAIKEL		12.560	15	18	0.561	0.010	TM

Start Time : 16/12 - 11:06:44

Best Lap : No.68 TOM NEAVE

11.999

SUPERPRESTIGIO2017 15-16/12/2017

Page 1 / 1

Apex Timing 



**OPEN**

**FREE PRACTICE 1 GR. 2 (FP1-2)**  
**Analysis**

Laps	Lap Time	Time of Day	Laps	Lap Time	Time of Day	Laps	Lap Time	Time of Day
<b>No.33 SERGI SANCHEZ</b>			11	<b>12.278</b>	10:09:29.036	3	<b>12.792</b>	10:07:38.011
1	<b>14.182</b>	10:07:11.378	12	12.835	10:09:41.871	4	13.187	10:07:51.198
2	<b>12.983</b>	10:07:24.361	13	12.432	10:09:54.303	5	13.345	10:08:04.543
3	<b>12.760</b>	10:07:37.121	14	<b>12.212</b>	10:10:06.515	6	12.869	10:08:17.412
4	<b>12.595</b>	10:07:49.716	15	12.310	10:10:18.825	7	<b>12.706</b>	10:08:30.118
5	<b>12.554</b>	10:08:02.270	16	<b>12.209</b>	10:10:31.034	8	<b>12.591</b>	10:08:42.709
6	13.219	10:08:15.489	17	<b>12.133</b>	10:10:43.167	9	<b>12.589</b>	10:08:55.298
7	13.126	10:08:28.615	18	18.341	10:11:01.508	10	14.481	10:09:09.779
8	12.557	10:08:41.172	<b>No.55 WILFRIED DELESTRE</b>			11	12.753	10:09:22.532
9	<b>12.428</b>	10:08:53.600	1	<b>13.106</b>	10:07:07.870	12	<b>12.503</b>	10:09:35.035
10	12.431	10:09:06.031	2	<b>12.567</b>	10:07:20.437	13	17.884	10:09:52.919
11	12.449	10:09:18.480	3	12.597	10:07:33.034	14	14.787	10:10:07.706
12	<b>12.412</b>	10:09:30.892	4	13.546	10:07:46.580	15	<b>12.492</b>	10:10:20.198
13	12.671	10:09:43.563	5	13.353	10:07:59.933	16	12.530	10:10:32.728
14	<b>12.406</b>	10:09:55.969	6	12.610	10:08:12.543	17	12.569	10:10:45.297
15	<b>12.199</b>	10:10:08.168	7	12.570	10:08:25.113	18	16.899	10:11:02.196
16	12.490	10:10:20.658	8	<b>12.550</b>	10:08:37.663	<b>No.68 TOM NEAVE</b>		
17	12.300	10:10:32.958	9	12.584	10:08:50.247	1	<b>12.700</b>	10:07:05.729
18	13.396	10:10:46.354	10	13.254	10:09:03.501	2	12.865	10:07:18.594
<b>No.36 LORENZO GABELLINI</b>			11	17.000	10:09:20.501	3	<b>12.498</b>	10:07:31.092
1	<b>13.409</b>	10:07:10.666	12	13.698	10:09:34.199	4	<b>12.422</b>	10:07:43.514
2	<b>12.741</b>	10:07:23.407	13	12.921	10:09:47.120	5	<b>12.413</b>	10:07:55.927
3	<b>12.443</b>	10:07:35.850	14	12.657	10:09:59.777	6	12.465	10:08:08.392
4	<b>12.393</b>	10:07:48.243	15	16.319	10:10:16.096	7	<b>12.237</b>	10:08:20.629
5	13.386	10:08:01.629	16	12.608	10:10:28.704	8	<b>12.067</b>	10:08:32.696
6	12.605	10:08:14.234	17	13.580	10:10:42.284	9	12.151	10:08:44.847
7	12.939	10:08:27.173	18	28.732	10:11:11.016	10	12.180	10:08:57.027
8	12.466	10:08:39.639	<b>No.58 MAIKEL DIJKSTRA</b>			11	12.089	10:09:09.116
9	12.856	10:08:52.495	1	<b>13.397</b>	10:07:09.900	12	<b>11.999</b>	10:09:21.115
10	12.401	10:09:04.896	2	<b>12.643</b>	10:07:22.543	13	12.196	10:09:33.311
11	12.403	10:09:17.299	3	12.805	10:07:35.348	14	12.402	10:09:45.713
12	13.296	10:09:30.595	4	12.923	10:07:48.271	15	12.173	10:09:57.886
13	16.797	10:09:47.392	5	12.940	10:08:01.211	16	12.656	10:10:10.542
14	12.564	10:09:59.956	6	13.054	10:08:14.265	17	12.072	10:10:22.614
15	<b>12.324</b>	10:10:12.280	7	13.267	10:08:27.532	18	12.058	10:10:34.672
16	12.354	10:10:24.634	8	12.790	10:08:40.322	19	12.100	10:10:46.772
17	<b>12.312</b>	10:10:36.946	9	13.325	10:08:53.647	<b>No.70 MASATOSHI OHMORI</b>		
18	12.852	10:10:49.798	10	13.288	10:09:06.935	1	<b>12.809</b>	10:07:08.200
<b>No.45 MATIAS LORENZATO</b>			11	12.927	10:09:19.862	2	<b>12.430</b>	10:07:20.630
1	<b>13.605</b>	10:07:17.081	12	13.033	10:09:32.895	3	12.580	10:07:33.210
2	<b>12.954</b>	10:07:30.035	13	13.637	10:09:46.532	4	<b>12.367</b>	10:07:45.577
3	<b>12.435</b>	10:07:42.470	14	14.261	10:10:00.793	5	<b>12.176</b>	10:07:57.753
4	13.142	10:07:55.612	15	<b>12.560</b>	10:10:13.353	6	12.378	10:08:10.131
5	15.340	10:08:10.952	16	12.687	10:10:26.040	7	<b>12.175</b>	10:08:22.306
6	12.507	10:08:23.459	17	13.228	10:10:39.268	8	12.200	10:08:34.506
7	<b>12.392</b>	10:08:35.851	18	13.205	10:10:52.473	9	12.679	10:08:47.185
8	15.202	10:08:51.053	<b>No.64 SYLVAIN BIDART</b>			10	12.401	10:08:59.586
9	12.626	10:09:03.679	1	<b>13.305</b>	10:07:12.010	11	12.282	10:09:11.868
10	13.079	10:09:16.758	2	<b>13.209</b>	10:07:25.219	12	12.350	10:09:24.218



**OPEN**

**FREE PRACTICE 1 GR. 2 (FP1-2)**

**Analysis**

Laps	Lap Time	Time of Day
13	12.695	10:09:36.913
14	15.704	10:09:52.617
15	14.373	10:10:06.990
16	12.575	10:10:19.565
17	12.548	10:10:32.113
18	12.707	10:10:44.820
19	18.106	10:11:02.926





**OPEN**

**FREE PRACTICE 1 GR. 1 (FP1-1)**

**Document 8**

**Clasificación**

Rnk	No.	Driver	Nation	Time	In Lap	Laps	Gap	Interv.	Make
1	1	CARDUS FERRAN		11.964	17	19			SUZUKI
2	18	SERRA FRANC		12.000	12	18	0.036	0.036	HONDA
3	14	BAUMAN BRIAR		12.000	18	18	0.036	0.000	KAWASAKI
4	17	BAILO GERARD		12.106	12	18	0.142	0.106	SUZUKI
5	13	GAYA JAUME		12.135	17	17	0.171	0.029	KTM
6	4	CHAREYRE THOMAS		12.173	13	18	0.209	0.038	TM
7	10	CECCHINI FRANCESCO		12.255	9	18	0.291	0.082	ZAETA

Start Time : 16/12 - 11:01:03

Best Lap : No.1 FERRAN CARDUS

11.964

SUPERPRESTIGIO2017 15-16/12/2017

Page 1 / 1

Apex Timing 



**OPEN**

**FREE PRACTICE 1 GR. 1 (FP1-1)**  
**Analysis**

Laps	Lap Time	Time of Day	Laps	Lap Time	Time of Day	Laps	Lap Time	Time of Day
<b>No.1 FERRAN CARDUS</b>			10	12.420	10:03:24.864	3	14.112	10:01:53.651
1	13.310	10:01:25.411	11	12.715	10:03:37.579	4	13.803	10:02:07.454
2	12.844	10:01:38.255	12	15.394	10:03:52.973	5	12.265	10:02:19.719
3	12.505	10:01:50.760	13	14.833	10:04:07.806	6	12.272	10:02:31.991
4	12.445	10:02:03.205	14	12.673	10:04:20.479	7	16.330	10:02:48.321
5	12.325	10:02:15.530	15	13.753	10:04:34.232	8	12.912	10:03:01.233
6	12.336	10:02:27.866	16	17.372	10:04:51.604	9	12.267	10:03:13.500
7	12.393	10:02:40.259	17	13.238	10:05:04.842	10	12.187	10:03:25.687
8	15.397	10:02:55.656	18	28.134	10:05:32.976	11	13.111	10:03:38.798
9	12.234	10:03:07.890	<b>No.13 JAUME GAYA</b>			12	12.106	10:03:50.904
10	12.069	10:03:19.959	1	13.251	10:01:26.295	13	12.140	10:04:03.044
11	12.085	10:03:32.044	2	12.811	10:01:39.106	14	13.398	10:04:16.442
12	14.332	10:03:46.376	3	12.685	10:01:51.791	15	12.124	10:04:28.566
13	12.182	10:03:58.558	4	12.523	10:02:04.314	16	13.175	10:04:41.741
14	12.074	10:04:10.632	5	12.585	10:02:16.899	17	13.853	10:04:55.594
15	15.393	10:04:26.025	6	19.555	10:02:36.454	18	12.194	10:05:07.788
16	12.188	10:04:38.213	7	13.158	10:02:49.612	<b>No.18 FRANC SERRA</b>		
17	11.964	10:04:50.177	8	12.495	10:03:02.107	1	12.795	10:01:28.546
18	12.295	10:05:02.472	9	12.507	10:03:14.614	2	12.357	10:01:40.903
19	13.960	10:05:16.432	10	12.350	10:03:26.964	3	12.397	10:01:53.300
<b>No.4 THOMAS CHAREYRE</b>			11	20.062	10:03:47.026	4	15.304	10:02:08.604
1	13.682	10:01:33.375	12	12.502	10:03:59.528	5	12.904	10:02:21.508
2	12.843	10:01:46.218	13	12.276	10:04:11.804	6	12.165	10:02:33.673
3	13.696	10:01:59.914	14	12.455	10:04:24.259	7	12.594	10:02:46.267
4	12.432	10:02:12.346	15	18.916	10:04:43.175	8	19.277	10:03:05.544
5	12.926	10:02:25.272	16	13.680	10:04:56.855	9	12.274	10:03:17.818
6	12.411	10:02:37.683	17	12.135	10:05:08.990	10	12.159	10:03:29.977
7	13.622	10:02:51.305	<b>No.14 BRIAR BAUMAN</b>			11	12.015	10:03:41.992
8	12.220	10:03:03.525	1	12.655	10:01:34.343	12	12.000	10:03:53.992
9	16.912	10:03:20.437	2	12.396	10:01:46.739	13	12.075	10:04:06.067
10	12.357	10:03:32.794	3	12.598	10:01:59.337	14	16.494	10:04:22.561
11	12.329	10:03:45.123	4	12.113	10:02:11.450	15	12.086	10:04:34.647
12	15.800	10:04:00.923	5	12.111	10:02:23.561	16	12.221	10:04:46.868
13	12.173	10:04:13.096	6	12.327	10:02:35.888	17	16.406	10:05:03.274
14	12.174	10:04:25.270	7	17.164	10:02:53.052	18	12.033	10:05:15.307
15	13.620	10:04:38.890	8	12.166	10:03:05.218			
16	12.230	10:04:51.120	9	12.145	10:03:17.363			
17	12.337	10:05:03.457	10	13.758	10:03:31.121			
18	20.257	10:05:23.714	11	12.059	10:03:43.180			
<b>No.10 FRANCESCO CECCHINI</b>			12	12.016	10:03:55.196			
1	13.576	10:01:32.352	13	12.742	10:04:07.938			
2	12.948	10:01:45.300	14	13.685	10:04:21.623			
3	12.462	10:01:57.762	15	12.258	10:04:33.881			
4	12.668	10:02:10.430	16	12.072	10:04:45.953			
5	12.505	10:02:22.935	17	12.063	10:04:58.016			
6	12.342	10:02:35.277	18	12.000	10:05:10.016			
7	12.535	10:02:47.812	<b>No.17 GERARD BAILO</b>					
8	12.377	10:03:00.189	1	12.786	10:01:26.990			
9	12.255	10:03:12.444	2	12.549	10:01:39.539			



# SUPERPRESTIGIO DIRTTRACK 16 DICIEMBRE 2017 BARCELONA PALAU SANT JORDI

**OPEN**

**TEST RESULTS**  
Results

**Document 7**

Rnk	No.	Driver	Nation	FP1-G1	FP1-G2	FP1-G3	FP2-G1	FP2-G2	FP2-G3	Time	Gap	Laps
1	1	CARDUS FERRAN		11.968	-	-	12.148	-	-	11.968		28
2	14	BAUMAN BRIAR		11.977	-	-	12.189	-	-	11.977	0.009	25
3	95	BEACH JD		-	-	12.019	-	-	12.159	12.019	0.051	28
4	74	GARIN ADRIAN		-	-	12.101	-	-	12.590	12.101	0.133	29
5	124	BRINDLEY OLIVER		-	-	12.125	-	-	12.219	12.125	0.157	28
6	10	CECCHINI FRANCESCO		12.139	-	-	12.459	-	-	12.139	0.171	26
7	68	NEAVE TOM		-	12.228	-	-	12.414	-	12.228	0.260	28
8	33	SANCHEZ SERGI		-	12.252	-	-	12.370	-	12.252	0.284	28
9	45	LORENZATO MATIAS		-	12.255	-	-	12.327	-	12.255	0.287	27
10	17	BAILO GERARD		12.260	-	-	12.303	-	-	12.260	0.292	27
11	4	CHAREYRE THOMAS		12.336	-	-	12.298	-	-	12.298	0.330	27
12	70	OHMORI MASATOSHI		-	12.316	-	-	12.645	-	12.316	0.348	27
13	18	SERRA FRANC		12.342	-	-	12.477	-	-	12.342	0.374	26
14	213	GAYA JR JAUME		-	-	12.357	-	-	12.639	12.357	0.389	26
15	120	HALES TOBY		-	-	12.367	-	-	12.736	12.367	0.399	27
16	13	GAYA JAUME		12.394	-	-	12.423	-	-	12.394	0.426	25
17	179	CANO GUILLERMO		-	-	12.434	-	-	12.531	12.434	0.466	26
18	64	BIDART SYLVAIN		-	12.471	-	-	12.705	-	12.471	0.503	26
19	36	GABELLINI LORENZO		-	12.475	-	-	12.548	-	12.475	0.507	25
20	55	DELESTRE WILFRIED		-	12.560	-	-	12.752	-	12.560	0.592	26
21	58	DIJKSTRA MAIKEL		-	12.612	-	-	12.746	-	12.612	0.644	26
22	98	MASON RICHARD		-	-	12.693	-	-	12.916	12.693	0.725	26
23	99	CAPDEVILA MARC		-	-	12.703	-	-	12.741	12.703	0.735	26



**OPEN**

**FREE PRACTICE 2-G3 (FP2-G3)**

**Document 6**

**Clasificación**

Rnk	No.	Driver	Nation	Time	In Lap	Laps	Gap	Interv.	Make
1	95	BEACH JD		12.159	2	14			YAMAHA
2	124	BRINDLEY OLIVER		12.219	8	14	0.060	0.060	KAWASAKI
3	179	CANO GUILLERMO		12.531	5	14	0.372	0.312	SUZUKI
4	74	GARIN ADRIAN		12.590	2	14	0.431	0.059	HONDA
5	213	GAYA JR JAUME		12.639	10	13	0.480	0.049	KTM
6	120	HALES TOBY		12.736	10	13	0.577	0.097	HUSQVARNA
7	99	CAPDEVILA MARC		12.741	12	13	0.582	0.005	KTM
8	98	MASON RICHARD		12.916	3	13	0.757	0.175	HONDA

Start Time : 15/12 - 19:16:05

Best Lap : No.95 JD BEACH

12.159

SUPERPRESTIGIO2017 15-16/12/2017

Page 1 / 1

Apex Timing



**OPEN**

**FREE PRACTICE 2-G3 (FP2-G3)**

**Analysis**

For information purposes. No official / regulatory value

Laps	Lap Time	Time of Day
<b>No.74 ADRIAN GARIN</b>		
1	13.044	18:16:28.361
2	12.590	18:16:40.951
3	12.605	18:16:53.556
4	12.904	18:17:06.460
5	12.990	18:17:19.450
6	12.625	18:17:32.075
7	12.754	18:17:44.829
8	12.964	18:17:57.793
9	12.939	18:18:10.732
10	12.648	18:18:23.380
11	12.846	18:18:36.226
12	12.865	18:18:49.091
13	12.796	18:19:01.887
14	12.931	18:19:14.818

Laps	Lap Time	Time of Day
<b>No.95 JD BEACH</b>		
1	12.410	18:16:36.565
2	12.159	18:16:48.724
3	12.198	18:17:00.922
4	12.551	18:17:13.473
5	12.273	18:17:25.746
6	12.228	18:17:37.974
7	12.346	18:17:50.320
8	12.365	18:18:02.685
9	12.366	18:18:15.051
10	12.178	18:18:27.229
11	12.527	18:18:39.756
12	12.479	18:18:52.235
13	12.235	18:19:04.470
14	12.358	18:19:16.828

Laps	Lap Time	Time of Day
<b>No.98 RICHARD MASON</b>		
1	13.139	18:16:31.345
2	13.014	18:16:44.359
3	12.916	18:16:57.275
4	13.181	18:17:10.456
5	13.041	18:17:23.497
6	13.180	18:17:36.677
7	15.651	18:17:52.328
8	13.109	18:18:05.437
9	13.068	18:18:18.505
10	13.218	18:18:31.723
11	13.258	18:18:44.981
12	18.708	18:19:03.689
13	13.859	18:19:17.548

Laps	Lap Time	Time of Day
<b>No.99 MARC CAPDEVILA</b>		
1	20.299	18:16:36.852
2	13.336	18:16:50.188
3	12.927	18:17:03.115

Laps	Lap Time	Time of Day
4	12.921	18:17:16.036
5	12.989	18:17:29.025
6	13.016	18:17:42.041
7	12.866	18:17:54.907
8	13.198	18:18:08.105
9	14.549	18:18:22.654
10	17.654	18:18:40.308
11	12.765	18:18:53.073
12	12.741	18:19:05.814
13	13.013	18:19:18.827

Laps	Lap Time	Time of Day
<b>No.120 TOBY HALES</b>		
1	12.931	18:16:34.062
2	12.772	18:16:46.834
3	12.833	18:16:59.667
4	12.790	18:17:12.457
5	12.975	18:17:25.432
6	13.170	18:17:38.602
7	13.108	18:17:51.710
8	13.166	18:18:04.876
9	12.980	18:18:17.856
10	12.736	18:18:30.592
11	12.908	18:18:43.500
12	13.059	18:18:56.559
13	12.942	18:19:09.501

Laps	Lap Time	Time of Day
<b>No.124 OLIVER BRINDLEY</b>		
1	12.586	18:16:30.137
2	12.441	18:16:42.578
3	12.351	18:16:54.929
4	12.424	18:17:07.353
5	12.437	18:17:19.790
6	12.397	18:17:32.187
7	12.562	18:17:44.749
8	12.219	18:17:56.968
9	12.818	18:18:09.786
10	12.638	18:18:22.424
11	12.591	18:18:35.015
12	12.315	18:18:47.330
13	12.417	18:18:59.747
14	12.455	18:19:12.202

Laps	Lap Time	Time of Day
<b>No.179 GUILLERMO CANO</b>		
1	13.303	18:16:31.821
2	12.702	18:16:44.523
3	13.000	18:16:57.523
4	12.684	18:17:10.207
5	12.531	18:17:22.738
6	12.755	18:17:35.493
7	12.567	18:17:48.060
8	12.837	18:18:00.897
9	12.774	18:18:13.671

Laps	Lap Time	Time of Day
10	12.868	18:18:26.539
11	12.855	18:18:39.394
12	12.742	18:18:52.136
13	12.950	18:19:05.086
14	12.713	18:19:17.799

Laps	Lap Time	Time of Day
<b>No.213 JAUME GAYA JR</b>		
1	13.224	18:16:32.983
2	12.681	18:16:45.664
3	15.568	18:17:01.232
4	12.868	18:17:14.100
5	12.676	18:17:26.776
6	15.680	18:17:42.456
7	15.786	18:17:58.242
8	12.704	18:18:10.946
9	12.859	18:18:23.805
10	12.639	18:18:36.444
11	12.900	18:18:49.344
12	13.481	18:19:02.825
13	12.772	18:19:15.597





**OPEN**

**FREE PRACTICE 2-G2 (FP2-G2)**

**Document 5**

**Clasificación**

Rnk	No.	Driver	Nation	Time	In Lap	Laps	Gap	Interv.	Make
1	45	LORENZATO MATIAS		12.327	3	13			SUZUKI
2	33	SANCHEZ SERGI		12.370	12	14	0.043	0.043	HONDA
3	68	NEAVE TOM		12.414	11	14	0.087	0.044	KTM
4	36	GABELLINI LORENZO		12.548	7	12	0.221	0.134	YAMAHA
5	70	OHMORI MASATOSHI		12.645	9	13	0.318	0.097	SUZUKI
6	64	BIDART SYLVAIN		12.705	3	13	0.378	0.060	HONDA
7	58	DIJKSTRA MAIKEL		12.746	7	13	0.419	0.041	TM
8	55	DELESTRE WILFRIED		12.752	2	13	0.425	0.006	SUZUKI

Start Time : 15/12 - 19:11:05

Best Lap : No.45 MATIAS LORENZATO

12.327

SUPERPRESTIGIO2017 15-16/12/2017

Page 1 / 1

Apex Timing 



**OPEN**

**FREE PRACTICE 2-G2 (FP2-G2)**  
**Analysis**

For information purposes. No official / regulatory value

Laps	Lap Time	Time of Day
<b>No.33 SERGI SANCHEZ</b>		
1	13.093	18:11:31.139
2	12.668	18:11:43.807
3	12.696	18:11:56.503
4	12.461	18:12:08.964
5	12.545	18:12:21.509
6	12.535	18:12:34.044
7	12.773	18:12:46.817
8	13.613	18:13:00.430
9	13.229	18:13:13.659
10	12.566	18:13:26.225
11	12.683	18:13:38.908
12	12.370	18:13:51.278
13	12.707	18:14:03.985
14	12.795	18:14:16.780

Laps	Lap Time	Time of Day
<b>No.36 LORENZO GABELLINI</b>		
1	13.746	18:11:30.524
2	13.150	18:11:43.674
3	13.405	18:11:57.079
4	13.019	18:12:10.098
5	24.652	18:12:34.750
6	13.195	18:12:47.945
7	12.548	18:13:00.493
8	12.633	18:13:13.126
9	12.549	18:13:25.675
10	14.016	18:13:39.691
11	13.282	18:13:52.973
12	16.424	18:14:09.397

Laps	Lap Time	Time of Day
<b>No.45 MATIAS LORENZATO</b>		
1	12.784	18:11:37.947
2	12.462	18:11:50.409
3	12.327	18:12:02.736
4	12.604	18:12:15.340
5	12.429	18:12:27.769
6	12.538	18:12:40.307
7	15.769	18:12:56.076
8	12.450	18:13:08.526
9	12.850	18:13:21.376
10	12.876	18:13:34.252
11	14.708	18:13:48.960
12	12.389	18:14:01.349
13	18.245	18:14:19.594

Laps	Lap Time	Time of Day
<b>No.55 WILFRIED DELESTRE</b>		
1	13.713	18:11:33.737
2	12.752	18:11:46.489
3	12.860	18:11:59.349
4	13.000	18:12:12.349
5	12.978	18:12:25.327

Laps	Lap Time	Time of Day
6	13.221	18:12:38.548
7	13.157	18:12:51.705
8	13.029	18:13:04.734
9	14.190	18:13:18.924
10	12.911	18:13:31.835
11	12.925	18:13:44.760
12	12.875	18:13:57.635
13	13.114	18:14:10.749

Laps	Lap Time	Time of Day
<b>No.58 MAIKEL DIJKSTRA</b>		
1	13.505	18:11:34.008
2	13.066	18:11:47.074
3	12.882	18:11:59.956
4	12.885	18:12:12.841
5	13.400	18:12:26.241
6	12.889	18:12:39.130
7	12.746	18:12:51.876
8	12.895	18:13:04.771
9	12.884	18:13:17.655
10	12.773	18:13:30.428
11	12.788	18:13:43.216
12	13.098	18:13:56.314
13	13.291	18:14:09.605

Laps	Lap Time	Time of Day
<b>No.64 SYLVAIN BIDART</b>		
1	13.348	18:11:32.257
2	12.966	18:11:45.223
3	12.705	18:11:57.928
4	12.847	18:12:10.775
5	12.952	18:12:23.727
6	17.341	18:12:41.068
7	13.665	18:12:54.733
8	12.724	18:13:07.457
9	14.688	18:13:22.145
10	13.045	18:13:35.190
11	12.804	18:13:47.994
12	13.977	18:14:01.971
13	18.578	18:14:20.549

Laps	Lap Time	Time of Day
<b>No.68 TOM NEAVE</b>		
1	12.994	18:11:30.189
2	13.004	18:11:43.193
3	12.569	18:11:55.762
4	12.570	18:12:08.332
5	12.831	18:12:21.163
6	13.409	18:12:34.572
7	12.626	18:12:47.198
8	12.596	18:12:59.794
9	12.758	18:13:12.552
10	12.512	18:13:25.064
11	12.414	18:13:37.478
12	12.767	18:13:50.245

Laps	Lap Time	Time of Day
13	12.527	18:14:02.772
14	12.475	18:14:15.247
<b>No.70 MASATOSHI OHMORI</b>		
1	13.369	18:11:31.693
2	12.953	18:11:44.646
3	13.553	18:11:58.199
4	12.933	18:12:11.132
5	12.841	18:12:23.973
6	12.806	18:12:36.779
7	12.961	18:12:49.740
8	13.484	18:13:03.224
9	12.645	18:13:15.869
10	12.793	18:13:28.662
11	14.823	18:13:43.485
12	12.876	18:13:56.361
13	12.902	18:14:09.263









**OPEN**

**FREE PRACTICE 2-G1 (FP2-G1)**

**Document 4**

**Clasificación**

Rnk	No.	Driver	Nation	Time	In Lap	Laps	Gap	Interv.	Make
1	1	CARDUS FERRAN		12.148	5	14			SUZUKI
2	14	BAUMAN BRIAR		12.189	6	12	0.041	0.041	KAWASAKI
3	4	CHAREYRE THOMAS		12.298	7	14	0.150	0.109	TM
4	17	BAILO GERARD		12.303	4	13	0.155	0.005	SUZUKI
5	13	GAYA JAUME		12.423	10	13	0.275	0.120	KTM
6	10	CECCHINI FRANCESCO		12.459	8	13	0.311	0.036	ZAETA
7	18	SERRA FRANC		12.477	3	13	0.329	0.018	HONDA

Start Time : 15/12 - 19:05:53

Best Lap : No.1 FERRAN CARDUS

12.148

SUPERPRESTIGIO2017 15-16/12/2017





**OPEN**

**FREE PRACTICE 2-G1 (FP2-G1)  
Analysis**

For information purposes. No official / regulatory value

Laps	Lap Time	Time of Day	Laps	Lap Time	Time of Day	Laps	Lap Time	Time of Day
<b>No.1 FERRAN CARDUS</b>			4	12.932	18:06:57.221	12	12.770	18:08:43.657
1	12.863	18:06:17.423	5	<b>12.471</b>	18:07:09.692	13	13.256	18:08:56.913
2	12.519	18:06:29.942	6	12.606	18:07:22.298			
3	12.493	18:06:42.435	7	17.562	18:07:39.860			
4	12.352	18:06:54.787	8	17.482	18:07:57.342			
5	<b>12.148</b>	18:07:06.935	9	12.479	18:08:09.821			
6	12.169	18:07:19.104	10	<b>12.423</b>	18:08:22.244			
7	12.361	18:07:31.465	11	12.538	18:08:34.782			
8	12.260	18:07:43.725	12	12.984	18:08:47.766			
9	13.202	18:07:56.927	13	16.584	18:09:04.350			
10	12.265	18:08:09.192						
11	12.241	18:08:21.433	<b>No.14 BRIAR BAUMAN</b>					
12	13.040	18:08:34.473	1	<b>12.677</b>	18:06:24.135			
13	12.267	18:08:46.740	2	24.899	18:06:49.034			
14	12.329	18:08:59.069	3	<b>12.424</b>	18:07:01.458			
			4	<b>12.365</b>	18:07:13.823			
			5	<b>12.353</b>	18:07:26.176			
			6	<b>12.189</b>	18:07:38.365			
			7	12.601	18:07:50.966			
			8	16.725	18:08:07.691			
			9	12.267	18:08:19.958			
			10	12.281	18:08:32.239			
			11	12.860	18:08:45.099			
			12	16.632	18:09:01.731			
			<b>No.17 GERARD BAILO</b>					
			1	<b>16.017</b>	18:06:21.917			
			2	<b>12.617</b>	18:06:34.534			
			3	<b>12.342</b>	18:06:46.876			
			4	<b>12.303</b>	18:06:59.179			
			5	12.596	18:07:11.775			
			6	14.693	18:07:26.468			
			7	12.625	18:07:39.093			
			8	12.395	18:07:51.488			
			9	16.170	18:08:07.658			
			10	12.734	18:08:20.392			
			11	12.420	18:08:32.812			
			12	12.452	18:08:45.264			
			13	14.662	18:08:59.926			
			<b>No.18 FRANC SERRA</b>					
			1	<b>13.730</b>	18:06:20.345			
			2	<b>12.835</b>	18:06:33.180			
			3	<b>12.477</b>	18:06:45.657			
			4	13.034	18:06:58.691			
			5	13.561	18:07:12.252			
			6	12.644	18:07:24.896			
			7	14.608	18:07:39.504			
			8	13.020	18:07:52.524			
			9	13.039	18:08:05.563			
			10	12.652	18:08:18.215			
			11	12.672	18:08:30.887			
<b>No.4 THOMAS CHAREYRE</b>								
1	12.880	18:06:16.596						
2	12.911	18:06:29.507						
3	13.433	18:06:42.940						
4	12.586	18:06:55.526						
5	13.282	18:07:08.808						
6	12.493	18:07:21.301						
7	<b>12.298</b>	18:07:33.599						
8	14.078	18:07:47.677						
9	12.780	18:08:00.457						
10	12.759	18:08:13.216						
11	12.911	18:08:26.127						
12	12.883	18:08:39.010						
13	12.701	18:08:51.711						
14	12.632	18:09:04.343						
<b>No.10 FRANCESCO CECCHINI</b>								
1	13.195	18:06:15.888						
2	12.921	18:06:28.809						
3	13.268	18:06:42.077						
4	13.264	18:06:55.341						
5	14.537	18:07:09.878						
6	15.523	18:07:25.401						
7	12.677	18:07:38.078						
8	<b>12.459</b>	18:07:50.537						
9	12.484	18:08:03.021						
10	12.661	18:08:15.682						
11	15.869	18:08:31.551						
12	14.075	18:08:45.626						
13	12.778	18:08:58.404						
<b>No.13 JAUME GAYA</b>								
1	13.247	18:06:18.534						
2	12.811	18:06:31.345						
3	12.944	18:06:44.289						











**OPEN**

**FREE PRACTICE 1-G3 (FP1-G3)**

**Document 3**

**Clasificación**

Rnk	No.	Driver	Nation	Time	In Lap	Laps	Gap	Interv.	Make
1	95	BEACH JD		12.019	7	14			YAMAHA
2	74	GARIN ADRIAN		12.101	8	15	0.082	0.082	HONDA
3	124	BRINDLEY OLIVER		12.125	11	14	0.106	0.024	KAWASAKI
4	213	GAYA JR JAUME		12.357	8	13	0.338	0.232	KTM
5	120	HALES TOBY		12.367	7	14	0.348	0.010	HUSQVARNA
6	179	CANO GUILLERMO		12.434	10	12	0.415	0.067	SUZUKI
7	98	MASON RICHARD		12.693	12	13	0.674	0.259	HONDA
8	99	CAPDEVILA MARC		12.703	8	13	0.684	0.010	KTM

Start Time : 15/12 - 18:40:07

Best Lap : No.95 JD BEACH

12.019

SUPERPRESTIGIO2017 15-16/12/2017

Page 1 / 1

Apex Timing 



**OPEN**

**FREE PRACTICE 1-G3 (FP1-G3)**

For information purposes. No official / regulatory value

**Analysis**

Laps	Lap Time	Time of Day	Laps	Lap Time	Time of Day	Laps	Lap Time	Time of Day
<b>No.74 ADRIAN GARIN</b>			3	12.976	17:41:01.566	8	12.919	17:42:08.198
1	12.712	17:40:29.919	4	12.774	17:41:14.340	9	12.502	17:42:20.700
2	12.433	17:40:42.352	5	14.222	17:41:28.562	10	12.434	17:42:33.134
3	12.403	17:40:54.755	6	15.864	17:41:44.426	11	12.492	17:42:45.626
4	12.313	17:41:07.068	7	12.817	17:41:57.243	12	24.948	17:43:10.574
5	12.218	17:41:19.286	8	12.703	17:42:09.946	<b>No.213 JAUME GAYA JR</b>		
6	12.316	17:41:31.602	9	13.668	17:42:23.614	1	13.001	17:40:30.652
7	12.144	17:41:43.746	10	17.625	17:42:41.239	2	12.750	17:40:43.402
8	12.101	17:41:55.847	11	12.705	17:42:53.944	3	12.708	17:40:56.110
9	12.302	17:42:08.149	12	12.819	17:43:06.763	4	12.444	17:41:08.554
10	12.677	17:42:20.826	13	15.320	17:43:22.083	5	15.744	17:41:24.298
11	12.463	17:42:33.289	<b>No.120 TOBY HALES</b>			6	12.539	17:41:36.837
12	12.791	17:42:46.080	1	13.128	17:40:34.943	7	12.372	17:41:49.209
13	12.543	17:42:58.623	2	12.842	17:40:47.785	8	12.357	17:42:01.566
14	12.643	17:43:11.266	3	12.751	17:41:00.536	9	13.376	17:42:14.942
15	18.230	17:43:29.496	4	12.619	17:41:13.155	10	15.914	17:42:30.856
<b>No.95 JD BEACH</b>			5	12.685	17:41:25.840	11	12.488	17:42:43.344
1	12.370	17:40:38.161	6	12.874	17:41:38.714	12	12.640	17:42:55.984
2	12.407	17:40:50.568	7	12.367	17:41:51.081	13	16.217	17:43:12.201
3	12.055	17:41:02.623	8	12.972	17:42:04.053			
4	12.177	17:41:14.800	9	12.915	17:42:16.968			
5	12.300	17:41:27.100	10	12.962	17:42:29.930			
6	12.092	17:41:39.192	11	12.823	17:42:42.753			
7	12.019	17:41:51.211	12	12.734	17:42:55.487			
8	12.264	17:42:03.475	13	12.945	17:43:08.432			
9	12.275	17:42:15.750	14	12.831	17:43:21.263			
10	12.043	17:42:27.793	<b>No.124 OLIVER BRINDLEY</b>			1	13.074	17:40:33.691
11	12.220	17:42:40.013	1	13.074	17:40:33.691	2	12.482	17:40:46.173
12	12.120	17:42:52.133	2	12.482	17:40:46.173	3	12.267	17:40:58.440
13	12.311	17:43:04.444	3	12.267	17:40:58.440	4	12.251	17:41:10.691
14	12.284	17:43:16.728	4	12.251	17:41:10.691	5	13.373	17:41:24.064
<b>No.98 RICHARD MASON</b>			5	13.373	17:41:24.064	6	12.212	17:41:36.276
1	13.335	17:40:34.356	6	12.212	17:41:36.276	7	12.255	17:41:48.531
2	12.856	17:40:47.212	7	12.255	17:41:48.531	8	12.293	17:42:00.824
3	12.791	17:41:00.003	8	12.293	17:42:00.824	9	12.192	17:42:13.016
4	12.755	17:41:12.758	9	12.192	17:42:13.016	10	15.441	17:42:28.457
5	12.748	17:41:25.506	10	15.441	17:42:28.457	11	12.125	17:42:40.582
6	14.555	17:41:40.061	11	12.125	17:42:40.582	12	12.450	17:42:53.032
7	13.703	17:41:53.764	12	12.450	17:42:53.032	13	14.483	17:43:07.515
8	13.140	17:42:06.904	13	14.483	17:43:07.515	14	12.314	17:43:19.829
9	12.767	17:42:19.671	14	12.314	17:43:19.829	<b>No.179 GUILLERMO CANO</b>		
10	12.987	17:42:32.658				1	13.287	17:40:37.491
11	12.697	17:42:45.355				2	12.937	17:40:50.428
12	12.693	17:42:58.048				3	12.880	17:41:03.308
13	16.989	17:43:15.037				4	12.723	17:41:16.031
<b>No.99 MARC CAPDEVILA</b>						5	12.706	17:41:28.737
1	13.362	17:40:35.596				6	13.763	17:41:42.500
2	12.994	17:40:48.590				7	12.779	17:41:55.279



**OPEN**

**FREE PRACTICE 1-G2 (FP1-G2)**

**Document 2**

**Clasificación**

Rnk	No.	Driver	Nation	Time	In Lap	Laps	Gap	Interv.	Make
1	68	NEAVE TOM		12.228	14	14			KTM
2	33	SANCHEZ SERGI		12.252	13	14	0.024	0.024	HONDA
3	45	LORENZATO MATIAS		12.255	10	14	0.027	0.003	SUZUKI
4	70	OHMORI MASATOSHI		12.316	5	14	0.088	0.061	SUZUKI
5	64	BIDART SYLVAIN		12.471	12	13	0.243	0.155	HONDA
6	36	GABELLINI LORENZO		12.475	11	13	0.247	0.004	YAMAHA
7	55	DELESTRE WILFRIED		12.560	11	13	0.332	0.085	SUZUKI
8	58	DIJKSTRA MAIKEL		12.612	7	13	0.384	0.052	TM


Start Time : 15/12 - 18:34:56

Best Lap : No.68 TOM NEAVE

12.228

SUPERPRESTIGIO2017 15-16/12/2017

Page 1 / 1

Apex Timing 



**OPEN**

**FREE PRACTICE 1-G2 (FP1-G2)**

**Analysis**

For information purposes. No official / regulatory value

Laps	Lap Time	Time of Day
<b>No.33 SERGI SANCHEZ</b>		
1	15.060	17:35:26.221
2	12.964	17:35:39.185
3	12.531	17:35:51.716
4	12.581	17:36:04.297
5	12.599	17:36:16.896
6	12.649	17:36:29.545
7	12.314	17:36:41.859
8	12.455	17:36:54.314
9	12.340	17:37:06.654
10	12.778	17:37:19.432
11	13.207	17:37:32.639
12	12.779	17:37:45.418
13	12.252	17:37:57.670
14	12.499	17:38:10.169

Laps	Lap Time	Time of Day
<b>No.36 LORENZO GABELLINI</b>		
1	13.153	17:35:18.829
2	13.872	17:35:32.701
3	14.136	17:35:46.837
4	12.859	17:35:59.696
5	12.792	17:36:12.488
6	13.243	17:36:25.731
7	12.872	17:36:38.603
8	16.696	17:36:55.299
9	12.688	17:37:07.987
10	13.025	17:37:21.012
11	12.475	17:37:33.487
12	12.579	17:37:46.066
13	16.949	17:38:03.015

Laps	Lap Time	Time of Day
<b>No.45 MATIAS LORENZATO</b>		
1	12.795	17:35:19.434
2	12.860	17:35:32.294
3	12.633	17:35:44.927
4	12.257	17:35:57.184
5	12.284	17:36:09.468
6	12.563	17:36:22.031
7	13.042	17:36:35.073
8	13.746	17:36:48.819
9	12.329	17:37:01.148
10	12.255	17:37:13.403
11	12.405	17:37:25.808
12	13.368	17:37:39.176
13	12.451	17:37:51.627
14	12.607	17:38:04.234

Laps	Lap Time	Time of Day
<b>No.55 WILFRIED DELESTRE</b>		
1	13.627	17:35:22.534
2	13.064	17:35:35.598
3	13.633	17:35:49.231

Laps	Lap Time	Time of Day
4	13.026	17:36:02.257
5	13.622	17:36:15.879
6	15.092	17:36:30.971
7	13.055	17:36:44.026
8	12.795	17:36:56.821
9	12.617	17:37:09.438
10	12.884	17:37:22.322
11	12.560	17:37:34.882
12	12.739	17:37:47.621
13	12.611	17:38:00.232

Laps	Lap Time	Time of Day
<b>No.58 MAIKEL DIJKSTRA</b>		
1	19.593	17:35:29.014
2	13.281	17:35:42.295
3	12.707	17:35:55.002
4	12.741	17:36:07.743
5	12.743	17:36:20.486
6	12.790	17:36:33.276
7	12.612	17:36:45.888
8	12.719	17:36:58.607
9	12.641	17:37:11.248
10	12.687	17:37:23.935
11	12.614	17:37:36.549
12	12.685	17:37:49.234
13	12.633	17:38:01.867

Laps	Lap Time	Time of Day
<b>No.64 SYLVAIN BIDART</b>		
1	13.291	17:35:20.312
2	13.432	17:35:33.744
3	12.920	17:35:46.664
4	12.598	17:35:59.262
5	14.646	17:36:13.908
6	12.805	17:36:26.713
7	12.565	17:36:39.278
8	12.726	17:36:52.004
9	15.893	17:37:07.897
10	13.585	17:37:21.482
11	12.782	17:37:34.264
12	12.471	17:37:46.735
13	12.629	17:37:59.364

Laps	Lap Time	Time of Day
<b>No.68 TOM NEAVE</b>		
1	13.035	17:35:20.559
2	12.832	17:35:33.391
3	12.661	17:35:46.052
4	12.420	17:35:58.472
5	12.365	17:36:10.837
6	12.354	17:36:23.191
7	12.438	17:36:35.629
8	12.364	17:36:47.993
9	12.518	17:37:00.511
10	12.441	17:37:12.952

Laps	Lap Time	Time of Day
11	13.476	17:37:26.428
12	12.491	17:37:38.919
13	12.372	17:37:51.291
14	12.228	17:38:03.519
<b>No.70 MASATOSHI OHMORI</b>		
1	13.494	17:35:23.014
2	12.674	17:35:35.688
3	12.656	17:35:48.344
4	12.535	17:36:00.879
5	12.316	17:36:13.195
6	12.608	17:36:25.803
7	12.513	17:36:38.316
8	12.467	17:36:50.783
9	12.695	17:37:03.478
10	12.511	17:37:15.989
11	12.642	17:37:28.631
12	14.370	17:37:43.001
13	12.665	17:37:55.666
14	12.778	17:38:08.444









**OPEN**

**FREE PRACTICE 1-G1 (FP1-G1)**

**Document 1**

**Clasificación**

Rnk	No.	Driver	Nation	Time	In Lap	Laps	Gap	Interv.	Make
1	1	CARDUS FERRAN		11.968	12	14			SUZUKI
2	14	BAUMAN BRIAR		11.977	9	13	0.009	0.009	KAWASAKI
3	10	CECCHINI FRANCESCO		12.139	13	13	0.171	0.162	ZAETA
4	17	BAILO GERARD		12.260	12	14	0.292	0.121	SUZUKI
5	4	CHAREYRE THOMAS		12.336	10	13	0.368	0.076	TM
6	18	SERRA FRANC		12.342	10	13	0.374	0.006	HONDA
7	13	GAYA JAUME		12.394	10	12	0.426	0.052	KTM

Start Time : 15/12 - 18:30:55

Best Lap : No.1 FERRAN CARDUS

11.968

SUPERPRESTIGIO2017 15-16/12/2017

Page 1 / 1

Apex Timing 



### OPEN

### FREE PRACTICE 1-G1 (FP1-G1) Analysis

Laps	Lap Time	Time of Day	Laps	Lap Time	Time of Day	Laps	Lap Time	Time of Day
<b>No.1 FERRAN CARDUS</b>			5	13.347	17:32:24.085	12	13.331	17:33:47.073
1	13.107	17:31:27.906	6	<b>12.490</b>	17:32:36.575	13	13.342	17:34:00.415
2	12.631	17:31:40.537	7	12.554	17:32:49.129			
3	12.248	17:31:52.785	8	14.264	17:33:03.393			
4	12.257	17:32:05.042	9	15.251	17:33:18.644			
5	12.137	17:32:17.179	10	<b>12.394</b>	17:33:31.038			
6	12.171	17:32:29.350	11	12.485	17:33:43.523			
7	12.171	17:32:41.521	12	17.724	17:34:01.247			
8	12.131	17:32:53.652	<b>No.14 BRIAR BAUMAN</b>					
9	12.184	17:33:05.836	1	12.874	17:31:31.879			
10	12.243	17:33:18.079	2	15.375	17:31:47.254			
11	12.020	17:33:30.099	3	12.880	17:32:00.134			
12	<b>11.968</b>	17:33:42.067	4	12.507	17:32:12.641			
13	12.186	17:33:54.253	5	12.166	17:32:24.807			
14	15.743	17:34:09.996	6	13.580	17:32:38.387			
<b>No.4 THOMAS CHAREYRE</b>			7	12.544	17:32:50.931			
1	13.141	17:31:25.164	8	12.091	17:33:03.022			
2	12.685	17:31:37.849	9	<b>11.977</b>	17:33:14.999			
3	17.041	17:31:54.890	10	12.108	17:33:27.107			
4	14.049	17:32:08.939	11	12.081	17:33:39.188			
5	12.353	17:32:21.292	12	16.446	17:33:55.634			
6	12.676	17:32:33.968	13	12.470	17:34:08.104			
7	12.353	17:32:46.321	<b>No.17 GERARD BAILO</b>					
8	12.827	17:32:59.148	1	13.585	17:31:19.833			
9	12.395	17:33:11.543	2	12.745	17:31:32.578			
10	<b>12.336</b>	17:33:23.879	3	12.557	17:31:45.135			
11	15.637	17:33:39.516	4	12.527	17:31:57.662			
12	12.514	17:33:52.030	5	12.309	17:32:09.971			
13	12.594	17:34:04.624	6	12.397	17:32:22.368			
<b>No.10 FRANCESCO CECCHINI</b>			7	15.688	17:32:38.056			
1	12.789	17:31:30.542	8	13.391	17:32:51.447			
2	12.853	17:31:43.395	9	12.309	17:33:03.756			
3	12.469	17:31:55.864	10	12.743	17:33:16.499			
4	12.561	17:32:08.425	11	15.571	17:33:32.070			
5	12.361	17:32:20.786	12	<b>12.260</b>	17:33:44.330			
6	16.147	17:32:36.933	13	12.314	17:33:56.644			
7	15.303	17:32:52.236	14	14.510	17:34:11.154			
8	12.393	17:33:04.629	<b>No.18 FRANC SERRA</b>					
9	12.286	17:33:16.915	1	13.861	17:31:26.686			
10	12.316	17:33:29.231	2	12.879	17:31:39.565			
11	12.242	17:33:41.473	3	12.756	17:31:52.321			
12	12.285	17:33:53.758	4	13.042	17:32:05.363			
13	<b>12.139</b>	17:34:05.897	5	12.560	17:32:17.923			
<b>No.13 JAUME GAYA</b>			6	12.531	17:32:30.454			
1	13.313	17:31:28.798	7	12.426	17:32:42.880			
2	13.055	17:31:41.853	8	12.900	17:32:55.780			
3	12.598	17:31:54.451	9	13.145	17:33:08.925			
4	16.287	17:32:10.738	10	<b>12.342</b>	17:33:21.267			
			11	12.475	17:33:33.742			

