

Rnk	No.	Driver	Nation	FINAL 1	FINAL 2	FINAL 3	Points
1	24	ELIAS TONI		10	5	14	29
2	75	ARENAS ALBERT		6	10	8	24
3	21	DI GIANNANTONIO FABIO		8	6	10	24
4	87	GARDNER REMY		4	2	16	22
5	97	VIERGE XAVI		5	4	12	21
6	5	ZARCO JOHANN		2	8	4	14
7	110	SIMEON XAVIER		3	3	6	12
8	31	MORALES CARMELO		1	0	-	1



### SUPERPRESTIGIO

### FINAL 3 Clasificación

Document 45

Rnk	No.	Driver	Nation	Laps	Time	Gap	Best Lap	Best Kph	Points
1	87	GARDNER REMY		14	2:56.996		12.246		16
2	24	ELIAS TONI		14	2:57.157	0.161	12.082		14
3	97	VIERGE XAVI		14	2:57.597	0.601	12.200		12
4	21	DI GIANNANTONIO FABIO		14	3:01.272	4.276	12.337		10
5	75	ARENAS ALBERT		14	3:07.507	10.511	12.392		8
6	110	SIMEON XAVIER		13	2:59.980	1 Lap	12.365		6
7	5	ZARCO JOHANN		12	3:08.813	2 Laps	12.242		4

Start Time : 16/12 - 20:50:07

Leaders : No.87 REMY GARDNER (1-14)  
 Best Lap : No.24 TONI ELIAS 12.082  
 Event Record : No.42 MARCOS RAMIREZ 10.092



### SUPERPRESTIGIO

### FINAL 3 Lap Chart

For information purposes. No official / regulatory value

	1	2	3	4	5	6	7
Grid	110	75	24	97	21	87	5
Start	87	21	110	5	75	97	24
Lap 1 <small>Interval</small>	87	24 0.6	97 0.2	21 0.6	75 6.4	110 3.8	5 23.6
Lap 2	87	24 0.5	97 0.3	21 0.8	75 6.5	110 3.7	5 23.5
Lap 3	87	24 0.3	97 0.4	21 0.9	75 6.6	110 3.7	5 23.4
Lap 4	87	24 0.1	97 0.3	21 1.2	75 6.5	110 4.2	5 22.8
Lap 5	87	24 0.3	97 0.2	21 1.3	75 6.5	110 4.9	5 22.0
Lap 6	87	24 0.2	97 0.3	21 1.6	75 6.8	110 4.5	5 21.9
Lap 7	87	24 0.2	97 0.1	21 1.8	75 7.0	110 4.2	5 21.9
Lap 8	87	24 0.2	97 0.2	21 1.9	75 6.9	110 4.3	5 21.9
Lap 9	87	24 0.3	97 0.1	21 2.2	75 6.8	110 4.3	5 21.9
Lap 10	87	24 0.4	97 0.1	21 2.4	75 6.8	110 4.5	5 21.8
Lap 11	87	24 0.3	97 0.3	21 2.6	75 6.5	110 4.8	5 21.5
Lap 12	87	24 0.2	97 0.3	21 2.9	75 6.5	110 5.1	<del>5</del> 21.6
Lap 13	87	24 0.2	97 0.3	21 3.1	75 6.4	<del>110</del> 5.3	
Lap 14	87	24 0.1	97 0.4	21 3.6	75 6.2		



# SUPERPRESTIGIO

## FINAL 3 Analysis

For information purposes. No official / regulatory value

Laps	Lap Time	Time of Day	Laps	Lap Time	Time of Day	Laps	Lap Time	Time of Day
<b>No.5 JOHANN ZARCO</b>			5	12.449	19:51:18.526	9	12.596	19:52:13.373
1	47.946	19:50:56.184	6	12.747	19:51:31.273	10	12.835	19:52:26.208
2	12.389	19:51:08.573	7	12.733	19:51:44.006	11	12.861	19:52:39.069
3	12.242	19:51:20.815	8	12.449	19:51:56.455	12	12.933	19:52:52.002
4	12.393	19:51:33.208	9	12.559	19:52:09.014	13	12.865	19:53:04.867
5	12.328	19:51:45.536	10	12.650	19:52:21.664			
6	12.272	19:51:57.808	11	12.540	19:52:34.204			
7	12.451	19:52:10.259	12	12.658	19:52:46.862			
8	12.429	19:52:22.688	13	12.691	19:52:59.553			
9	12.593	19:52:35.281	14	12.841	19:53:12.394			
10	12.764	19:52:48.045						
11	12.611	19:53:00.656	<b>No.87 REMY GARDNER</b>					
12	13.044	19:53:13.700	1	12.665	19:50:20.712			
			2	12.272	19:50:32.984			
			3	12.246	19:50:45.230			
			4	12.516	19:50:57.746			
			5	12.272	19:51:10.018			
			6	12.256	19:51:22.274			
			7	12.410	19:51:34.684			
			8	12.411	19:51:47.095			
			9	12.399	19:51:59.494			
			10	12.385	19:52:11.879			
			11	12.371	19:52:24.250			
			12	12.489	19:52:36.739			
			13	12.573	19:52:49.312			
			14	12.571	19:53:01.883			
			<b>No.97 XAVI VIERGE</b>					
			1	13.302	19:50:21.614			
			2	12.200	19:50:33.814			
			3	12.213	19:50:46.027			
			4	12.228	19:50:58.255			
			5	12.303	19:51:10.558			
			6	12.281	19:51:22.839			
			7	12.303	19:51:35.142			
			8	12.435	19:51:47.577			
			9	12.417	19:51:59.994			
			10	12.454	19:52:12.448			
			11	12.509	19:52:24.957			
			12	12.429	19:52:37.386			
			13	12.547	19:52:49.933			
			14	12.551	19:53:02.484			
			<b>No.110 XAVIER SIMEON</b>					
			1	24.416	19:50:32.575			
			2	12.434	19:50:45.009			
			3	12.365	19:50:57.374			
			4	12.944	19:51:10.318			
			5	13.123	19:51:23.441			
			6	12.377	19:51:35.818			
			7	12.468	19:51:48.286			
			8	12.491	19:52:00.777			
<b>No.21 FABIO DI GIANNANTONIO</b>								
1	14.176	19:50:22.291						
2	12.372	19:50:34.663						
3	12.337	19:50:47.000						
4	12.487	19:50:59.487						
5	12.445	19:51:11.932						
6	12.511	19:51:24.443						
7	12.525	19:51:36.968						
8	12.569	19:51:49.537						
9	12.663	19:52:02.200						
10	12.664	19:52:14.864						
11	12.751	19:52:27.615						
12	12.706	19:52:40.321						
13	12.787	19:52:53.108						
14	13.051	19:53:06.159						
<b>No.24 TONI ELIAS</b>								
1	13.049	19:50:21.367						
2	12.130	19:50:33.497						
3	12.082	19:50:45.579						
4	12.337	19:50:57.916						
5	12.424	19:51:10.340						
6	12.183	19:51:22.523						
7	12.420	19:51:34.943						
8	12.402	19:51:47.345						
9	12.544	19:51:59.889						
10	12.441	19:52:12.330						
11	12.316	19:52:24.646						
12	12.386	19:52:37.032						
13	12.558	19:52:49.590						
14	12.454	19:53:02.044						
<b>No.75 ALBERT ARENAS</b>								
1	20.453	19:50:28.754						
2	12.491	19:50:41.245						
3	12.392	19:50:53.637						
4	12.440	19:51:06.077						





<b>7</b>	5	JOHANN ZARCO	FRA	YAMAHA
<b>6</b>	87	REMY GARDNER	AUS	YAMAHA
<b>5</b>	21	FABIO DI GIANNANTONIO	ITA	ZAETA
<b>4</b>	97	XAVI VIERGE	ESP	HONDA
<b>3</b>	24	TONI ELIAS	ESP	SUZUKI
<b>2</b>	75	ALBERT ARENAS	ESP	KTM
<b>1</b>	110	XAVIER SIMEON	BEL	SUZUKI

**POLE POSITION**

Start : 16/12 - 20:50 14 Laps = 0,000 Km

SUPERPRESTIGIO2017 15-16/12/2017

Page 1 / 1






Apex Timing



### SUPERPRESTIGIO

### FINAL 2 Clasificación

Document 44

Rnk	No.	Driver	Nation	Laps	Time	Gap	Best Lap	Best Kph	Points
1	75	ARENAS ALBERT		8	1:42.962		12.244		10
2	5	ZARCO JOHANN		8	1:43.260	0.298	12.250		8
3	21	DI GIANNANTONIO FABIO		8	1:43.861	0.899	12.116		6
4	24	ELIAS TONI		8	1:44.034	1.072	12.215		5
5	97	VIERGE XAVI		8	1:44.594	1.632	12.276		4
6	110	SIMEON XAVIER		8	1:45.507	2.545	12.457		3
7	87	GARDNER REMY		8	1:53.493	10.531	12.275		2
<b>Not Classified</b>									
	31	MORALES CARMELO				DNS			

Start Time : 16/12 - 20:24:57

Leaders : No.75 ALBERT ARENAS (1-8)  
 Best Lap : No.21 FABIO DI GIANNANTONIO 12.116  
 Event Record : No.42 MARCOS RAMIREZ 10.092



### SUPERPRESTIGIO

### FINAL 2 Lap Chart

For information purposes. No official / regulatory value

	1	2	3	4	5	6	7	8
Grid	5	87	21	97	24	75	110	✕
Start	75	21	87	97	5	110	24	
Lap 1 <small>Interval</small>	75	5 <small>0.2</small>	24 <small>0.2</small>	97 <small>0.0</small>	21 <small>0.1</small>	87 <small>0.1</small>	110 <small>0.3</small>	
Lap 2	75	5 <small>0.3</small>	21 <small>0.5</small>	97 <small>0.1</small>	87 <small>0.0</small>	24 <small>0.2</small>	110 <small>0.1</small>	
Lap 3	75	5 <small>0.3</small>	21 <small>0.4</small>	87 <small>0.3</small>	24 <small>0.2</small>	97 <small>0.2</small>	110 <small>0.4</small>	
Lap 4	75	5 <small>0.5</small>	21 <small>0.2</small>	87 <small>0.2</small>	24 <small>0.3</small>	97 <small>0.2</small>	110 <small>0.6</small>	
Lap 5	75	5 <small>0.4</small>	21 <small>0.3</small>	87 <small>0.1</small>	24 <small>0.3</small>	97 <small>0.1</small>	110 <small>0.8</small>	
Lap 6	75	5 <small>0.2</small>	21 <small>0.4</small>	87 <small>0.2</small>	24 <small>0.2</small>	97 <small>0.2</small>	110 <small>0.7</small>	
Lap 7	75	5 <small>0.3</small>	21 <small>0.4</small>	24 <small>0.5</small>	97 <small>0.2</small>	110 <small>0.7</small>	87 <small>6.9</small>	
Lap 8	75	5 <small>0.2</small>	21 <small>0.6</small>	24 <small>0.1</small>	97 <small>0.5</small>	110 <small>0.9</small>	87 <small>7.9</small>	



# SUPERPRESTIGIO

## FINAL 2 Analysis

For information purposes. No official / regulatory value

Laps	Lap Time	Time of Day
<b>No.5 JOHANN ZARCO</b>		
1	12.803	19:25:10.622
2	12.603	19:25:23.225
3	12.250	19:25:35.475
4	12.570	19:25:48.045
5	12.429	19:26:00.474
6	12.336	19:26:12.810
7	12.540	19:26:25.350
8	12.446	19:26:37.796

Laps	Lap Time	Time of Day
<b>No.21 FABIO DI GIANNANTONIO</b>		
1	13.427	19:25:11.147
2	12.665	19:25:23.812
3	12.116	19:25:35.928
4	12.331	19:25:48.259
5	12.563	19:26:00.822
6	12.427	19:26:13.249
7	12.539	19:26:25.788
8	12.609	19:26:38.397

Laps	Lap Time	Time of Day
<b>No.24 TONI ELIAS</b>		
1	12.888	19:25:10.861
2	13.391	19:25:24.252
3	12.279	19:25:36.531
4	12.343	19:25:48.874
5	12.389	19:26:01.263
6	12.468	19:26:13.731
7	12.624	19:26:26.355
8	12.215	19:26:38.570

Laps	Lap Time	Time of Day
<b>No.75 ALBERT ARENAS</b>		
1	12.844	19:25:10.422
2	12.482	19:25:22.904
3	12.244	19:25:35.148
4	12.351	19:25:47.499
5	12.524	19:26:00.023
6	12.514	19:26:12.537
7	12.456	19:26:24.993
8	12.505	19:26:37.498

Laps	Lap Time	Time of Day
<b>No.87 REMY GARDNER</b>		
1	13.606	19:25:11.328
2	12.661	19:25:23.989
3	12.277	19:25:36.266
4	12.275	19:25:48.541
5	12.385	19:26:00.926
6	12.540	19:26:13.466
7	20.765	19:26:34.231
8	13.798	19:26:48.029

Laps	Lap Time	Time of Day
<b>No.97 XAVI VIERGE</b>		
1	13.201	19:25:10.951
2	13.036	19:25:23.987

Laps	Lap Time	Time of Day
3	12.829	19:25:36.816
4	12.276	19:25:49.092
5	12.297	19:26:01.389
6	12.575	19:26:13.964
7	12.646	19:26:26.610
8	12.520	19:26:39.130

Laps	Lap Time	Time of Day
<b>No.110 XAVIER SIMEON</b>		
1	13.712	19:25:11.655
2	12.778	19:25:24.433
3	12.829	19:25:37.262
4	12.480	19:25:49.742
5	12.457	19:26:02.199
6	12.491	19:26:14.690
7	12.638	19:26:27.328
8	12.715	19:26:40.043





<b>8</b>	CARMELO MORALES 31	ESP	HUSQVARNA
<b>7</b>	XAVIER SIMEON 110	BEL	SUZUKI
<b>6</b>	ALBERT ARENAS 75	ESP	KTM
<b>5</b>	TONI ELIAS 24	ESP	SUZUKI
<b>4</b>	XAVI VIERGE 97	ESP	HONDA
<b>3</b>	FABIO DI GIANNANTONIO 21	ITA	ZAETA
<b>2</b>	REMY GARDNER 87	AUS	YAMAHA
<b>1</b>	JOHANN ZARCO 5	FRA	YAMAHA

**POLE POSITION**

Start : 16/12 - 20:25 8 Laps = 0,000 Km

SUPERPRESTIGIO2017 15-16/12/2017

Page 1 / 1

Apex Timing



### SUPERPRESTIGIO

### FINAL 1 Clasificación

Document 42

Rnk	No.	Driver	Nation	Laps	Time	Gap	Best Lap	Best Kph	Points
1	24	ELIAS TONI		8	1:41.979		12.202		10
2	21	DI GIANNANTONIO FABIO		8	1:44.115	2.136	12.449		8
3	75	ARENAS ALBERT		8	1:45.138	3.159	12.528		6
4	97	VIERGE XAVI		8	1:45.511	3.532	12.182		5
5	87	GARDNER REMY		8	1:50.358	8.379	12.369		4
6	110	SIMEON XAVIER		8	1:50.956	8.977	12.377		3
7	5	ZARCO JOHANN		8	1:51.207	9.228	12.355		2
8	31	MORALES CARMELO		6	1:29.948	2 Laps	12.220		1

Start Time : 16/12 - 20:02:30

Leaders : No.24 TONI ELIAS (1-8)  
 Best Lap : No.97 XAVI VIERGE 12.182  
 Event Record : No.42 MARCOS RAMIREZ 10.092



### SUPERPRESTIGIO

### FINAL 1 Lap Chart

For information purposes. No official / regulatory value

	1	2	3	4	5	6	7	8
Grid	31	110	75	24	97	21	87	5
Start	21	24	97	31	110	87	5	75
Lap 1 <small>Interval</small>	24	21 0.1	75 0.4	5 0.5	31 0.0	97 0.1	87 4.6	110 0.9
Lap 2	24	21 0.3	75 0.6	5 1.0	97 0.1	31 0.2	87 3.5	110 0.8
Lap 3	24	21 0.6	75 0.7	97 1.2	31 0.2	87 3.6	110 0.6	5 0.5
Lap 4	24	21 0.8	75 0.8	97 0.8	31 0.3	87 3.7	110 0.9	5 0.1
Lap 5	24	21 1.1	75 1.0	97 0.4	31 0.2	87 4.3	110 0.7	5 0.4
Lap 6	24	21 1.3	75 1.0	97 0.1	87 4.9	110 0.5	5 0.5	<del>31</del> 4.1
Lap 7	24	21 1.7	75 1.1	97 0.4	87 4.6	110 0.5	5 0.4	
Lap 8	24	21 2.1	75 1.0	97 0.3	87 4.8	110 0.5	5 0.2	



# SUPERPRESTIGIO

## FINAL 1 Analysis

For information purposes. No official / regulatory value

Laps	Lap Time	Time of Day
<b>No.5 JOHANN ZARCO</b>		
1	13.505	19:02:44.956
2	13.317	19:02:58.273
3	17.713	19:03:15.986
4	12.355	19:03:28.341
5	12.788	19:03:41.129
6	12.676	19:03:53.805
7	12.674	19:04:06.479
8	12.691	19:04:19.170

Laps	Lap Time	Time of Day
<b>No.21 FABIO DI GIANNANTONIO</b>		
1	12.725	19:02:43.950
2	12.557	19:02:56.507
3	12.449	19:03:08.956
4	12.450	19:03:21.406
5	12.548	19:03:33.954
6	12.642	19:03:46.596
7	12.626	19:03:59.222
8	12.856	19:04:12.078

Laps	Lap Time	Time of Day
<b>No.24 TONI ELIAS</b>		
1	12.548	19:02:43.813
2	12.325	19:02:56.138
3	12.205	19:03:08.343
4	12.202	19:03:20.545
5	12.245	19:03:32.790
6	12.433	19:03:45.223
7	12.299	19:03:57.522
8	12.420	19:04:09.942

Laps	Lap Time	Time of Day
<b>No.31 CARMELO MORALES</b>		
1	13.578	19:02:44.960
2	13.709	19:02:58.669
3	12.483	19:03:11.152
4	12.281	19:03:23.433
5	12.220	19:03:35.653
6	22.258	19:03:57.911

Laps	Lap Time	Time of Day
<b>No.75 ALBERT ARENAS</b>		
1	12.874	19:02:44.433
2	12.748	19:02:57.181
3	12.538	19:03:09.719
4	12.528	19:03:22.247
5	12.733	19:03:34.980
6	12.646	19:03:47.626
7	12.725	19:04:00.351
8	12.750	19:04:13.101

Laps	Lap Time	Time of Day
<b>No.87 REMY GARDNER</b>		
1	18.266	19:02:49.681
2	12.497	19:03:02.178
3	12.649	19:03:14.827
4	12.369	19:03:27.196

Laps	Lap Time	Time of Day
5	12.759	19:03:39.955
6	12.837	19:03:52.792
7	12.680	19:04:05.472
8	12.849	19:04:18.321

Laps	Lap Time	Time of Day
<b>No.97 XAVI VIERGE</b>		
1	13.722	19:02:45.077
2	13.350	19:02:58.427
3	12.498	19:03:10.925
4	12.182	19:03:23.107
5	12.274	19:03:35.381
6	12.431	19:03:47.812
7	13.027	19:04:00.839
8	12.635	19:04:13.474

Laps	Lap Time	Time of Day
<b>No.110 XAVIER SIMEON</b>		
1	19.199	19:02:50.602
2	12.377	19:03:02.979
3	12.448	19:03:15.427
4	12.726	19:03:28.153
5	12.572	19:03:40.725
6	12.579	19:03:53.304
7	12.681	19:04:05.985
8	12.934	19:04:18.919





<b>8</b>	5	JOHANN ZARCO	FRA	YAMAHA
<b>7</b>	87	REMY GARDNER	AUS	YAMAHA
<b>6</b>	21	FABIO DI GIANNANTONIO	ITA	ZAETA
<b>5</b>	97	XAVI VIERGE	ESP	HONDA
<b>4</b>	24	TONI ELIAS	ESP	SUZUKI
<b>3</b>	75	ALBERT ARENAS	ESP	KTM
<b>2</b>	110	XAVIER SIMEON	BEL	SUZUKI
<b>1</b>	31	CARMELO MORALES	ESP	HUSQVARNA

**POLE POSITION**

Start : 16/12 - 20:00 8 Laps = 0,000 Km

SUPERPRESTIGIO2017 15-16/12/2017

Page 1 / 1

Apex Timing



### SUPERPRESTIGIO

### CHALLENGE (9<sup>o</sup>-16) (CH9-16)

Document 43

### Clasificación

Rnk	No.	Driver	Nation	Laps	Time	Gap	Best Lap	Best Kph
1	42	RAMIREZ MARCOS		8	1:42.322		12.305	
2	20	QUARTARARO FABIO		8	1:43.111	0.789	12.249	
3	15	RIBALTA DANI		8	1:43.951	1.629	12.046	
4	94	CHECA DAVID		8	1:46.680	4.358	12.528	
5	2	RAFFIN JESKO		8	1:49.754	7.432	12.325	
6	11	PHILIPPE VINCENT		4	1:54.058	4 Laps	12.545	
<b>Not Classified</b>								
	144	MAHIAS LUCAS		3	40.569	Retired	12.198	
	111	XAUS RUBEN				DNS		

Leaders : No.42 MARCOS RAMIREZ (1-8)

Start Time : 16/12 - 20:21:01

Best Lap : No.15 DANI RIBALTA 12.046

Event Record : No.42 MARCOS RAMIREZ 10.092



### SUPERPRESTIGIO

### CHALLENGE (9<sup>o</sup>-16) (CH9-16)

#### Lap Chart

For information purposes. No official / regulatory value

	1	2	3	4	5	6	7	8
Grid	11	42	11	2	94	15	144	20
Start	20	42	2	144	15	11	94	
Lap 1 Interval	42	20 0.2	144 0.0	11 0.6	15 0.3	94 0.5	2 5.7	
Lap 2	42	144 0.4	20 0.1	11 0.4	15 0.4	94 0.4	2 5.5	
Lap 3	42	11 0.3	20 0.5	11 0.4	15 0.4	94 0.5	2 5.2	
Lap 4	42	20 0.8	15 0.8	94 0.7	2 5.2	11 53.7		
Lap 5	42	20 0.9	15 0.3	94 1.6	2 4.6			
Lap 6	42	20 1.1	15 0.2	94 2.5	2 3.7			
Lap 7	42	20 0.9	15 0.4	94 2.7	2 3.4			
Lap 8	42	20 0.7	15 0.8	94 2.7	2 3.0			



### SUPERPRESTIGIO

### CHALLENGE (9<sup>o</sup>-16) (CH9-16)

For information purposes. No official / regulatory value

### Analysis

Laps	Lap Time	Time of Day
<b>No.2 JESKO RAFFIN</b>		
1	20.179	19:21:22.165
2	12.340	19:21:34.505
3	12.371	19:21:46.876
4	12.488	19:21:59.364
5	12.379	19:22:11.743
6	12.325	19:22:24.068
7	12.370	19:22:36.438
8	12.413	19:22:48.851

<b>No.11 VINCENT PHILIPPE</b>		
1	13.387	19:21:15.498
2	12.545	19:21:28.043
3	12.594	19:21:40.637
4	1:12.518	19:22:53.155

<b>No.15 DANI RIBALTA</b>		
1	13.803	19:21:15.894
2	12.623	19:21:28.517
3	12.584	19:21:41.101
4	12.260	19:21:53.361
5	12.046	19:22:05.407
6	12.369	19:22:17.776
7	12.460	19:22:30.236
8	12.812	19:22:43.048

<b>No.20 FABIO QUARTARARO</b>		
1	12.864	19:21:14.826
2	12.813	19:21:27.639
3	12.569	19:21:40.208
4	12.335	19:21:52.543
5	12.492	19:22:05.035
6	12.505	19:22:17.540
7	12.249	19:22:29.789
8	12.419	19:22:42.208

<b>No.42 MARCOS RAMIREZ</b>		
1	12.643	19:21:14.608
2	12.369	19:21:26.977
3	12.382	19:21:39.359
4	12.378	19:21:51.737
5	12.392	19:22:04.129
6	12.305	19:22:16.434
7	12.436	19:22:28.870
8	12.549	19:22:41.419

<b>No.94 DAVID CHECA</b>		
1	14.084	19:21:16.395
2	12.528	19:21:28.923
3	12.687	19:21:41.610
4	12.533	19:21:54.143
5	12.940	19:22:07.083
6	13.251	19:22:20.334

Laps	Lap Time	Time of Day
7	12.663	19:22:32.997
8	12.780	19:22:45.777

<b>No.144 LUCAS MAHIAS</b>		
1	12.897	19:21:14.894
2	12.574	19:21:27.468
3	12.198	19:21:39.666



#### Starting Grid

<b>8</b>	20	FABIO QUARTARARO	FRA	SUZUKI
<b>7</b>	144	LUCAS MAHIAS	FRA	YAMAHA
<b>6</b>	15	DANI RIBALTA	ESP	HONDA
<b>5</b>	94	DAVID CHECA	ESP	YAMAHA
<b>4</b>	2	JESKO RAFFIN	CHE	SUZUKI
<b>3</b>	11	VINCENT PHILIPPE	FRA	SUZUKI
<b>2</b>	42	MARCOS RAMIREZ	ESP	KTM
<b>1</b>	111	RUBEN XAUS	AND	TM

**POLE POSITION**

Start : 16/12 - 20:20 8 Laps = 0,000 Km

SUPERPRESTIGIO2017 15-16/12/2017

Page 1 / 1

Apex Timing



#### Clasificación

Rnk	No.	Driver	Nation	Laps	Time	Gap	Best Lap	Best Kph
1	5	ZARCO JOHANN		6	1:18.281		12.504	
2	42	RAMIREZ MARCOS		6	1:18.420	0.139	12.372	
3	2	RAFFIN JESKO		6	1:18.641	0.360	12.428	
4	15	RIBALTA DANI		6	1:19.197	0.916	12.457	
5	20	QUARTARARO FABIO		6	1:19.753	1.472	12.516	
6	34	PINSACH XAVIER		6	2:14.387	56.106	12.338	

Leaders : No.34 XAVIER PINSACH (1-5) / No.5 JOHANN ZARCO (6-6)

Best Lap : No.34 XAVIER PINSACH 12.338

Event Record : No.42 MARCOS RAMIREZ 10.092

Start Time : 16/12 - 19:24:17



### SUPERPRESTIGIO

### LAST CHANCE QUALIFIER 2 (R2)

#### Lap Chart

For information purposes. No official / regulatory value

	1	2	3	4	5	6
Grid	15	42	20	34	2	5
Start	15	42	20	34	5	2
Lap 1 Interval	34	42 0.1	5 0.3	15 0.2	20 0.0	2 0.0
Lap 2	34	42 0.1	5 0.4	15 0.3	2 0.3	20 0.2
Lap 3	34	42 0.1	5 0.5	15 0.2	2 0.3	20 0.5
Lap 4	34	42 0.1	5 0.7	15 0.1	2 0.3	20 0.6
Lap 5	34	42 0.1	5 0.8	15 0.1	2 0.2	20 0.7
Lap 6	5	42 0.1	2 0.2	15 0.5	20 0.5	34 54.6



### SUPERPRESTIGIO

### LAST CHANCE QUALIFIER 2 (R2)

#### Analysis







For information purposes. No official / regulatory value

Laps	Lap Time	Time of Day
<b>No.2 JESKO RAFFIN</b>		
1	13.487	18:24:31.230
2	12.903	18:24:44.133
3	12.428	18:24:56.561
4	12.475	18:25:09.036
5	12.441	18:25:21.477
6	12.567	18:25:34.044
<b>No.5 JOHANN ZARCO</b>		
1	13.200	18:24:30.897
2	12.504	18:24:43.401
3	12.594	18:24:55.995
4	12.533	18:25:08.528
5	12.542	18:25:21.070
6	12.614	18:25:33.684
<b>No.15 DANI RIBALTA</b>		
1	15.528	18:24:31.128
2	12.627	18:24:43.755
3	12.474	18:24:56.229
4	12.457	18:25:08.686
5	12.546	18:25:21.232
6	13.368	18:25:34.600
<b>No.20 FABIO QUARTARARO</b>		
1	13.591	18:24:31.207
2	13.142	18:24:44.349
3	12.759	18:24:57.108
4	12.565	18:25:09.673
5	12.516	18:25:22.189
6	12.967	18:25:35.156
<b>No.34 XAVIER PINSACH</b>		
1	12.757	18:24:30.403
2	12.418	18:24:42.821
3	12.455	18:24:55.276
4	12.338	18:25:07.614
5	12.384	18:25:19.998
6	1:09.792	18:26:29.790
<b>No.42 MARCOS RAMIREZ</b>		
1	13.031	18:24:30.559
2	12.409	18:24:42.968
3	12.451	18:24:55.419
4	12.372	18:25:07.791
5	12.399	18:25:20.190
6	13.633	18:25:33.823






### Starting Grid

6	5	JOHANN ZARCO	FRA 	YAMAHA
5	2	JESKO RAFFIN	CHE 	SUZUKI
4	34	XAVIER PINSACH	ESP 	HONDA
3	20	FABIO QUARTARARO	FRA 	SUZUKI
2	42	MARCOS RAMIREZ	ESP 	KTM
1	15	DANI RIBALTA	ESP 	HONDA

POLE POSITION



Start : 16/12 - 19:22 6 Laps = 0,000 Km

SUPERPRESTIGIO2017 15-16/12/2017

Page 1 / 1

Apex Timing 



### SUPERPRESTIGIO

### LAST CHANCE QUALIFIER 1 (R1)

Document 6.1

### Clasificación

Rnk	No.	Driver	Nation	Laps	Time	Gap	Best Lap	Best Kph
1	87	GARDNER REMY		6	1:20.635		12.358	
2	111	XAUS RUBEN		6	1:20.976	0.341	12.596	
3	11	PHILIPPE VINCENT		6	1:21.819	1.184	12.620	
4	94	CHECA DAVID		6	1:22.693	2.058	12.565	
5	144	MAHIAS LUCAS		6	1:30.942	10.307	12.633	
6	69	BOOTH-AMOS TOM		6	1:31.362	10.727	12.423	
7	52	DELBIANCO ALESSANDRO		1	1:35.197	5 Laps	1:31.327	
<b>Not Classified</b>								
	16	BLACK GREGG			1:20.458	DSQ	12.374	

Leaders : No.111 RUBEN XAUS (1-5) / No.16 GREGG BLACK (6-6)

Start Time : 16/12 - 19:18:11

Best Lap : No.87 REMY GARDNER 12.358

Event Record : No.42 MARCOS RAMIREZ 10.092



### SUPERPRESTIGIO

### LAST CHANCE QUALIFIER 1 (R1)

#### Lap Chart

For information purposes. No official / regulatory value

	1	2	3	4	5	6	7	8
Grid	52	144	69	111	87	94	16	11
Start	111	94	16	144	87	11	52	69
Lap 1 <small>Interval</small>	111	94 0.5	16 0.0	69 0.1	87 0.3	11 0.5	144 5.1	<del>52</del> 1:11
Lap 2	111	69 0.5	16 0.2	87 0.3	94 0.3	11 0.4	144 5.2	
Lap 3	111	69 0.4	16 0.1	87 0.3	11 0.8	94 0.2	144 4.9	
Lap 4	111	16 0.4	69 0.1	87 0.0	11 1.2	94 0.1	144 5.2	
Lap 5	111	16 0.3	87 0.5	69 0.2	11 0.8	94 0.1	144 6.1	
Lap 6	16	87 0.1	111 0.3	11 0.8	94 0.8	144 8.2	69 0.4	



### SUPERPRESTIGIO

### LAST CHANCE QUALIFIER 1 (R1)

For information purposes. No official / regulatory value

### Analysis

Laps	Lap Time	Time of Day
<b>No.11 VINCENT PHILIPPE</b>		
1	14.677	18:18:27.268
2	12.708	18:18:39.976
3	12.620	18:18:52.596
4	12.682	18:19:05.278
5	12.720	18:19:17.998
6	12.665	18:19:30.663

<b>No.16 GREGG BLACK</b>		
1	13.664	18:18:26.121
2	12.827	18:18:38.948
3	12.374	18:18:51.322
4	12.522	18:19:03.844
5	12.481	18:19:16.325
6	12.977	18:19:29.302

<b>No.52 ALESSANDRO DELBIANCO</b>		
1	1:31.327	18:19:44.041

<b>No.69 TOM BOOTH-AMOS</b>		
1	13.011	18:18:26.294
2	12.423	18:18:38.717
3	12.459	18:18:51.176
4	12.847	18:19:04.023
5	13.154	18:19:17.177
6	23.029	18:19:40.206

<b>No.87 REMY GARDNER</b>		
1	14.147	18:18:26.671
2	12.595	18:18:39.266
3	12.431	18:18:51.697
4	12.358	18:19:04.055
5	12.846	18:19:16.901
6	12.578	18:19:29.479

<b>No.94 DAVID CHECA</b>		
1	13.585	18:18:26.041
2	13.532	18:18:39.573
3	13.303	18:18:52.876
4	12.565	18:19:05.441
5	12.722	18:19:18.163
6	13.374	18:19:31.537

<b>No.111 RUBEN XAUS</b>		
1	13.073	18:18:25.467
2	12.670	18:18:38.137
3	12.596	18:18:50.733
4	12.679	18:19:03.412
5	12.598	18:19:16.010
6	13.810	18:19:29.820

<b>No.144 LUCAS MAHIAS</b>		
1	19.957	18:18:32.442
2	12.770	18:18:45.212

Laps	Lap Time	Time of Day
3	12.633	18:18:57.845
4	12.840	18:19:10.685
5	13.578	18:19:24.263
6	15.523	18:19:39.786



### SUPERPRESTIGIO

### LAST CHANCE QUALIFIER 1 (R1)

Subject to scrutineering & sporting investigations

### Starting Grid

8	11	VINCENT PHILIPPE	FRA	SUZUKI
7	16	GREGG BLACK	GBR	SUZUKI
6	94	DAVID CHECA	ESP	YAMAHA
5	87	REMY GARDNER	AUS	YAMAHA
4	111	RUBEN XAUS	AND	TM
3	69	TOM BOOTH-AMOS	GBR	HONDA
2	144	LUCAS MAHIAS	FRA	YAMAHA
1	52	ALESSANDRO DELBIANCO	ITA	HONDA

POLE POSITION

Start : 16/12 - 19:18 6 Laps = 0,000 Km

SUPERPRESTIGIO2017 15-16/12/2017

Page 1 / 1







Apex Timing



**SUPERPRESTIGIO****FUSION HEATS GR. C (FM-C)**

Document 47

**Results**

Rnk	No.	Driver	Nation	MC1C	MC2C	Points
1	75	ARENAS ALBERT		8	10	18
2	21	DI GIANNANTONIO FABIO		10	5	15
3	15	RIBALTA DANI		4	8	12
4	20	QUARTARARO FABIO		6	4	10
5	34	PINSACH XAVIER		3	6	9
6	5	ZARCO JOHANN		5	3	8



#### Clasificación

Rnk	No. Driver	Nation	Laps	Time	Gap	Best Lap	Best Kph	Points
1	75 ARENAS ALBERT		6	1:17.538		12.356		10
2	15 RIBALTA DANI		6	1:17.892	0.354	12.430		8
3	34 PINSACH XAVIER		6	1:18.325	0.787	12.435		6
4	21 DI GIANNANTONIO FABIO		6	1:19.149	1.611	12.505		5
5	20 QUARTARARO FABIO		6	1:20.155	2.617	12.592		4
6	5 ZARCO JOHANN		6	1:22.259	4.721	12.344		3

Start Time : 16/12 - 19:01:16

Leaders : No.75 ALBERT ARENAS (1-6)

Best Lap : No.5 JOHANN ZARCO 12.344

Event Record : No.42 MARCOS RAMIREZ 10.092



### SUPERPRESTIGIO

### HEAT RACE 2 GR. C (MC2C)

#### Lap Chart

For information purposes. No official / regulatory value

	1	2	3	4	5	6
Grid	75	15	5	34	21	20
Start	15	21	34	20	75	5
Lap 1 Interval	75	15 0.1	34 0.2	21 0.2	20 0.1	5 3.1
Lap 2	75	15 0.2	34 0.3	21 0.6	20 0.1	5 2.6
Lap 3	75	15 0.3	34 0.3	21 0.7	20 0.3	5 2.4
Lap 4	75	15 0.3	34 0.2	21 0.7	20 0.3	5 2.5
Lap 5	75	15 0.4	34 0.4	21 0.6	20 0.5	5 2.5
Lap 6	75	15 0.3	34 0.4	21 0.8	20 1.0	5 2.1





### SUPERPRESTIGIO

### HEAT RACE 2 GR. C (MC2C)

#### Analysis

For information purposes. No official / regulatory value

Laps	Lap Time	Time of Day
<b>No.5 JOHANN ZARCO</b>		
1	<b>12.344</b>	18:01:33.695
2	12.491	18:01:46.186
3	12.468	18:01:58.654
4	12.654	18:02:11.308
5	12.663	18:02:23.971
6	12.763	18:02:36.734
<b>No.15 DANI RIBALTA</b>		
1	<b>13.084</b>	18:01:29.863
2	<b>12.430</b>	18:01:42.293
3	12.447	18:01:54.740
4	12.594	18:02:07.334
5	12.525	18:02:19.859
6	12.508	18:02:32.367
<b>No.20 FABIO QUARTARARO</b>		
1	<b>13.619</b>	18:01:30.530
2	<b>12.964</b>	18:01:43.494
3	<b>12.671</b>	18:01:56.165
4	<b>12.592</b>	18:02:08.757
5	12.695	18:02:21.452
6	13.178	18:02:34.630
<b>No.21 FABIO DI GIANNANTONIO</b>		
1	<b>13.577</b>	18:01:30.391
2	<b>12.959</b>	18:01:43.350
3	<b>12.505</b>	18:01:55.855
4	12.524	18:02:08.379
5	12.559	18:02:20.938
6	12.686	18:02:33.624
<b>No.34 XAVIER PINSACH</b>		
1	<b>13.283</b>	18:01:30.140
2	<b>12.548</b>	18:01:42.688
3	<b>12.435</b>	18:01:55.123
4	12.497	18:02:07.620
5	12.644	18:02:20.264
6	12.536	18:02:32.800
<b>No.75 ALBERT ARENAS</b>		
1	<b>12.752</b>	18:01:29.674
2	<b>12.356</b>	18:01:42.030
3	12.378	18:01:54.408
4	12.558	18:02:06.966
5	12.461	18:02:19.427
6	12.586	18:02:32.013



#### Starting Grid

<b>6</b>	20	FABIO QUARTARARO	FRA	SUZUKI
<b>5</b>	21	FABIO DI GIANNANTONIO	ITA	ZAETA
<b>4</b>	34	XAVIER PINSACH	ESP	HONDA
<b>3</b>	5	JOHANN ZARCO	FRA	YAMAHA
<b>2</b>	15	DANI RIBALTA	ESP	HONDA
<b>1</b>	75	ALBERT ARENAS	ESP	KTM

POLE POSITION

Start : 16/12 - 19:02 6 Laps = 0,000 Km

SUPERPRESTIGIO2017 15-16/12/2017

Page 1 / 1

Apex Timing



#### Clasificación

Rnk	No.	Driver	Nation	Laps	Time	Gap	Best Lap	Best Kph	Points
1	21	DI GIANNANTONIO FABIO		6	1:19.150		12.453		10
2	75	ARENAS ALBERT		6	1:19.585	0.435	12.525		8
3	20	QUARTARARO FABIO		6	1:20.212	1.062	12.586		6
4	5	ZARCO JOHANN		6	1:20.385	1.235	12.539		5
5	15	RIBALTA DANI		6	1:20.928	1.778	12.213		4
6	34	PINSACH XAVIER		6	1:26.516	7.366	12.530		3

Start Time : 16/12 - 18:44:51

Leaders : No.75 ALBERT ARENAS (1-1) / No.21 FABIO DI GIANNANTONIO (2-6)

Best Lap : No.15 DANI RIBALTA 12.213

Event Record : No.42 MARCOS RAMIREZ 10.092



### SUPERPRESTIGIO

### HEAT RACE 1 GR. C (MC1C)

#### Lap Chart

For information purposes. No official / regulatory value

	1	2	3	4	5	6
Grid	75	15	5	34	21	20
Start	20	75	15	21	5	34
Lap 1 Interval	75	20 0.1	21 0.1	5 0.7	15 0.2	34 5.3
Lap 2	21	20 0.2	75 0.0	5 0.5	15 0.8	34 5.1
Lap 3	21	75 0.4	20 0.2	5 0.4	15 0.3	34 5.7
Lap 4	21	75 0.6	20 0.3	5 0.3	15 0.7	34 5.4
Lap 5	21	75 0.6	20 0.4	5 0.2	15 0.9	34 5.2
Lap 6	21	75 0.4	20 0.6	5 0.1	15 0.5	34 5.5





### SUPERPRESTIGIO

### HEAT RACE 1 GR. C (MC1C)

#### Analysis

For information purposes. No official / regulatory value

Laps	Lap Time	Time of Day
<b>No.5 JOHANN ZARCO</b>		
1	13.726	17:45:06.139
2	12.672	17:45:18.811
3	12.775	17:45:31.586
4	12.609	17:45:44.195
5	12.539	17:45:56.734
6	12.623	17:46:09.357
<b>No.15 DANI RIBALTA</b>		
1	14.146	17:45:06.341
2	13.331	17:45:19.672
3	12.237	17:45:31.909
4	13.000	17:45:44.909
5	12.778	17:45:57.687
6	12.213	17:46:09.900
<b>No.20 FABIO QUARTARARO</b>		
1	13.221	17:45:05.251
2	12.895	17:45:18.146
3	13.006	17:45:31.152
4	12.709	17:45:43.861
5	12.586	17:45:56.447
6	12.737	17:46:09.184
<b>No.21 FABIO DI GIANNANTONIO</b>		
1	13.101	17:45:05.375
2	12.514	17:45:17.889
3	12.529	17:45:30.418
4	12.453	17:45:42.871
5	12.553	17:45:55.424
6	12.698	17:46:08.122
<b>No.34 XAVIER PINSACH</b>		
1	19.179	17:45:11.657
2	13.212	17:45:24.869
3	12.797	17:45:37.666
4	12.650	17:45:50.316
5	12.642	17:46:02.958
6	12.530	17:46:15.488
<b>No.75 ALBERT ARENAS</b>		
1	12.941	17:45:05.099
2	13.116	17:45:18.215
3	12.664	17:45:30.879
4	12.601	17:45:43.480
5	12.552	17:45:56.032
6	12.525	17:46:08.557



#### Starting Grid

<b>6</b>	20	FABIO QUARTARARO	FRA	SUZUKI
<b>5</b>	21	FABIO DI GIANNANTONIO	ITA	ZAETA
<b>4</b>	34	XAVIER PINSACH	ESP	HONDA
<b>3</b>	5	JOHANN ZARCO	FRA	YAMAHA
<b>2</b>	15	DANI RIBALTA	ESP	HONDA
<b>1</b>	75	ALBERT ARENAS	ESP	KTM

POLE POSITION

Start : 16/12 - 18:38 6 Laps = 0,000 Km

SUPERPRESTIGIO2017 15-16/12/2017

Page 1 / 1

Apex Timing



### SUPERPRESTIGIO

### FUSION HEATS GR. B (FM-B)

Document 34

### Results

Rnk	No.	Driver	Nation	MC1B	MC2B	Points
1	110	SIMEON XAVIER		6	10	16
2	97	VIERGE XAVI		10	4	14
3	144	MAHIAS LUCAS		5	8	13
3	42	RAMIREZ MARCOS		8	5	13
5	87	GARDNER REMY		4	6	10
6	2	RAFFIN JESKO		3	3	6
7	11	PHILIPPE VINCENT		2	2	4



### SUPERPRESTIGIO

### HEAT RACE 2 GR. B (MC2B)

Document 32

### Clasificación

Rnk	No. Driver	Nation	Laps	Time	Gap	Best Lap	Best Kph	Points
1	110 SIMEON XAVIER		6	1:18.517		12.302		10
2	144 MAHIAS LUCAS		6	1:18.991	0.474	12.304		8
3	87 GARDNER REMY		6	1:19.480	0.963	12.291		6
4	42 RAMIREZ MARCOS		6	1:20.069	1.552	12.279		5
5	97 VIERGE XAVI		6	1:20.679	2.162	12.225		4
6	2 RAFFIN JESKO		6	1:20.694	2.177	12.316		3
7	11 PHILIPPE VINCENT		6	1:22.010	3.493	12.729		2

Start Time : 16/12 - 18:58:28

Leaders : No.110 XAVIER SIMEON (1-6)

Best Lap : No.97 XAVI VIERGE 12.225

Event Record : No.42 MARCOS RAMIREZ 10.092





### SUPERPRESTIGIO

### HEAT RACE 2 GR. B (MC2B)

### Lap Chart

For information purposes. No official / regulatory value

	1	2	3	4	5	6	7
Grid	97	42	144	110	2	87	11
Start	42	2	97	110	87	144	11
Lap 1 Interval	110	144 0.3	87 0.2	97 0.1	11 0.2	42 0.1	2 0.0
Lap 2	110	144 0.3	87 0.3	97 0.2	42 0.4	11 0.1	2 0.2
Lap 3	110	144 0.3	87 0.3	97 0.3	42 0.3	2 0.9	11 0.1
Lap 4	110	144 0.4	87 0.2	97 0.2	42 0.5	2 0.8	11 0.5
Lap 5	110	144 0.5	87 0.4	42 0.5	2 0.7	97 0.2	11 0.7
Lap 6	110	144 0.4	87 0.4	42 0.5	97 0.6	2 0.0	11 1.3



### SUPERPRESTIGIO

### HEAT RACE 2 GR. B (MC2B)

#### Analysis

For information purposes. No official / regulatory value

Laps	Lap Time	Time of Day	Laps	Lap Time	Time of Day
<b>No.2 JESKO RAFFIN</b>			6	12.533	17:59:45.301
1	13.974	17:58:43.944			
2	13.012	17:58:56.956			
3	12.837	17:59:09.793			
4	12.370	17:59:22.163			
5	12.316	17:59:34.479			
6	12.525	17:59:47.004			
<b>No.11 VINCENT PHILIPPE</b>					
1	13.373	17:58:43.705			
2	13.006	17:58:56.711			
3	13.211	17:59:09.922			
4	12.813	17:59:22.735			
5	12.729	17:59:35.464			
6	12.856	17:59:48.320			
<b>No.42 MARCOS RAMIREZ</b>					
1	13.977	17:58:43.892			
2	12.701	17:58:56.593			
3	12.279	17:59:08.872			
4	12.416	17:59:21.288			
5	12.477	17:59:33.765			
6	12.614	17:59:46.379			
<b>No.87 REMY GARDNER</b>					
1	13.205	17:58:43.324			
2	12.549	17:58:55.873			
3	12.348	17:59:08.221			
4	12.291	17:59:20.512			
5	12.727	17:59:33.239			
6	12.551	17:59:45.790			
<b>No.97 XAVI VIERGE</b>					
1	13.502	17:58:43.481			
2	12.646	17:58:56.127			
3	12.399	17:59:08.526			
4	12.225	17:59:20.751			
5	13.972	17:59:34.723			
6	12.266	17:59:46.989			
<b>No.110 XAVIER SIMEON</b>					
1	12.584	17:58:42.650			
2	12.485	17:58:55.135			
3	12.302	17:59:07.437			
4	12.386	17:59:19.823			
5	12.366	17:59:32.189			
6	12.638	17:59:44.827			
<b>No.144 LUCAS MAHIAS</b>					
1	12.790	17:58:43.040			
2	12.488	17:58:55.528			
3	12.304	17:59:07.832			
4	12.424	17:59:20.256			
5	12.512	17:59:32.768			



#### Starting Grid

<b>7</b>	VINCENT PHILIPPE 11	FRA	SUZUKI
<b>6</b>	REMY GARDNER 87	AUS	YAMAHA
<b>5</b>	JESKO RAFFIN 2	CHE	SUZUKI
<b>4</b>	XAVIER SIMEON 110	BEL	SUZUKI
<b>3</b>	LUCAS MAHIAS 144	FRA	YAMAHA
<b>2</b>	MARCOS RAMIREZ 42	ESP	KTM
<b>1</b>	XAVI VIERGE 97	ESP	HONDA

**POLE POSITION**

Start : 16/12 - 18:58 6 Laps = 0,000 Km

SUPERPRESTIGIO2017 15-16/12/2017

Page 1 / 1

Apex Timing



### SUPERPRESTIGIO

### HEAT RACE 1 GR. B (MC1B)

Document 29

### Clasificación

Rnk	No. Driver	Nation	Laps	Time	Gap	Best Lap	Best Kph	Points
1	97 <b>VIERGE XAVI</b>		6	1:14.826		12.297		<b>10</b>
2	42 <b>RAMIREZ MARCOS</b>		6	1:15.951	<b>1.125</b>	10.092		<b>8</b>
3	110 <b>SIMEON XAVIER</b>		6	1:16.776	<b>1.950</b>	12.345		<b>6</b>
4	144 <b>MAHIAS LUCAS</b>		6	1:17.780	<b>2.954</b>	12.428		<b>5</b>
5	87 <b>GARDNER REMY</b>		6	1:18.072	<b>3.246</b>	12.601		<b>4</b>
6	2 <b>RAFFIN JESKO</b>		6	1:18.482	<b>3.656</b>	12.480		<b>3</b>
7	11 <b>PHILIPPE VINCENT</b>		6	1:18.944	<b>4.118</b>	12.593		<b>2</b>

Start Time : 16/12 - 18:42:15

Leaders : No.97 XAVI VIERGE (1-6)

Best Lap : No.42 MARCOS RAMIREZ 10.092

Previous Event Record : No.94 DAVID CHECA 10.259





### SUPERPRESTIGIO

### HEAT RACE 1 GR. B (MC1B)

#### Lap Chart

For information purposes. No official / regulatory value

	1	2	3	4	5	6	7
Grid	97	42	144	110	2	87	11
Start	144	97	2	87	110	11	42
Lap 1 Interval	97	42 0.3	144 0.3	87 0.4	110 0.0	11 0.3	2 0.1
Lap 2	97	42 0.4	110 1.1	144 0.2	87 0.0	2 0.5	11 0.1
Lap 3	97	42 0.4	110 1.3	87 0.4	144 0.1	2 0.5	11 0.3
Lap 4	97	42 0.6	110 1.1	144 0.6	87 0.0	2 0.8	11 0.2
Lap 5	97	42 0.6	110 1.1	144 0.8	87 0.1	2 0.6	11 0.2
Lap 6	97	42 1.1	110 0.8	144 1.0	87 0.2	2 0.4	11 0.4



### SUPERPRESTIGIO

### HEAT RACE 1 GR. B (MC1B)








#### Analysis

For information purposes. No official / regulatory value


Laps	Lap Time	Time of Day	Laps	Lap Time	Time of Day
<b>No.2 JESKO RAFFIN</b>			6	12.563	17:43:31.165
1	14.430	17:42:28.050			
2	13.171	17:42:41.221			
3	12.797	17:42:54.018			
4	12.795	17:43:06.813			
5	12.574	17:43:19.387			
6	12.480	17:43:31.867			
<b>No.11 VINCENT PHILIPPE</b>					
1	14.078	17:42:27.943			
2	13.477	17:42:41.420			
3	12.902	17:42:54.322			
4	12.768	17:43:07.090			
5	12.593	17:43:19.683			
6	12.646	17:43:32.329			
<b>No.42 MARCOS RAMIREZ</b>					
1	10.092	17:42:26.750			
2	12.402	17:42:39.152			
3	12.373	17:42:51.525			
4	12.568	17:43:04.093			
5	12.499	17:43:16.592			
6	12.744	17:43:29.336			
<b>No.87 REMY GARDNER</b>					
1	13.883	17:42:27.525			
2	13.137	17:42:40.662			
3	12.601	17:42:53.263			
4	12.703	17:43:05.966			
5	12.787	17:43:18.753			
6	12.704	17:43:31.457			
<b>No.97 XAVI VIERGE</b>					
1	12.791	17:42:26.377			
2	12.315	17:42:38.692			
3	12.396	17:42:51.088			
4	12.394	17:43:03.482			
5	12.432	17:43:15.914			
6	12.297	17:43:28.211			
<b>No.110 XAVIER SIMEON</b>					
1	13.860	17:42:27.558			
2	12.791	17:42:40.349			
3	12.503	17:42:52.852			
4	12.345	17:43:05.197			
5	12.534	17:43:17.731			
6	12.430	17:43:30.161			
<b>No.144 LUCAS MAHIAS</b>					
1	13.633	17:42:27.111			
2	13.473	17:42:40.584			
3	12.875	17:42:53.459			
4	12.428	17:43:05.887			
5	12.715	17:43:18.602			



#### Starting Grid

7	11	VINCENT PHILIPPE	FRA 	SUZUKI
6	87	REMY GARDNER	AUS 	YAMAHA
5	2	JESKO RAFFIN	CHE 	SUZUKI
4	110	XAVIER SIMEON	BEL 	SUZUKI
3	144	LUCAS MAHIAS	FRA 	YAMAHA
2	42	MARCOS RAMIREZ	ESP 	KTM
1	97	XAVI VIERGE	ESP 	HONDA

POLE POSITION



Start : 16/12 - 18:34 6 Laps = 0,000 Km

SUPERPRESTIGIO2017 15-16/12/2017

Page 1 / 1

Apex Timing 



#### Results

Rnk	No.	Driver	Nation	MC1A	MC2A	Points
1	31	MORALES CARMELO		8	10	18
2	24	ELIAS TONI		10	6	16
3	52	DELBIANCO ALESSANDRO		5	8	13
4	69	BOOTH-AMOS TOM		6	5	11
5	111	XAUS RUBEN		4	4	8
6	94	CHECA DAVID		3	3	6
7	16	BLACK GREGG		2	2	4



### SUPERPRESTIGIO

### HEAT RACE 2 GR. A (MC2A)

Document 31

### Clasificación

Rnk	No.	Driver	Nation	Laps	Time	Gap	Best Lap	Best Kph	Points
1	31	MORALES CARMELO		6	1:16.769		12.130		10
2	52	DELBIANCO ALESSANDRO		6	1:18.279	1.510	12.365		8
3	24	ELIAS TONI		6	1:18.471	1.702	12.267		6
4	69	BOOTH-AMOS TOM		6	1:19.255	2.486	12.403		5
5	111	XAUS RUBEN		6	1:23.294	6.525	12.855		4
6	94	CHECA DAVID		6	1:23.729	6.960	12.666		3
7	16	BLACK GREGG		5	1:22.001	1 Lap	12.610		2

Start Time : 16/12 - 18:55:50

Leaders : No.31 CARMELO MORALES (1-6)  
 Best Lap : No.31 CARMELO MORALES 12.130  
 Event Record : No.42 MARCOS RAMIREZ 10.092





### SUPERPRESTIGIO

### HEAT RACE 2 GR. A (MC2A)

#### Lap Chart

For information purposes. No official / regulatory value

	1	2	3	4	5	6	7
Grid	24	31	52	16	94	111	69
Start	31	69	111	16	94	52	24
Lap 1 Interval	31	52 0.3	24 0.3	69 0.4	111 0.4	16 0.0	94 0.3
Lap 2	31	52 0.5	24 0.2	69 0.6	111 1.3	94 0.4	16 12.8
Lap 3	31	52 0.7	24 0.2	69 0.6	111 1.6	94 0.3	16 13.1
Lap 4	31	52 0.9	24 0.2	69 0.6	111 2.3	94 1.8	16 11.2
Lap 5	31	52 1.2	24 0.2	69 0.8	111 3.0	94 1.1	<del>16</del> 11.1
Lap 6	31	52 1.5	24 0.1	69 0.7	111 4.0	94 0.4	



### SUPERPRESTIGIO

### HEAT RACE 2 GR. A (MC2A)

#### Analysis

For information purposes. No official / regulatory value

Laps	Lap Time	Time of Day
<b>No.16 GREGG BLACK</b>		
1	14.458	17:56:05.700
2	26.677	17:56:32.377
3	12.955	17:56:45.332
4	12.615	17:56:57.947
5	12.610	17:57:10.557
<b>No.24 TONI ELIAS</b>		
1	13.303	17:56:04.780
2	12.267	17:56:17.047
3	12.511	17:56:29.558
4	12.397	17:56:41.955
5	12.481	17:56:54.436
6	12.591	17:57:07.027
<b>No.31 CARMELO MORALES</b>		
1	13.148	17:56:04.164
2	12.130	17:56:16.294
3	12.266	17:56:28.560
4	12.205	17:56:40.765
5	12.206	17:56:52.971
6	12.354	17:57:05.325
<b>No.52 ALESSANDRO DELBIANCO</b>		
1	13.103	17:56:04.477
2	12.365	17:56:16.842
3	12.446	17:56:29.288
4	12.454	17:56:41.742
5	12.482	17:56:54.224
6	12.611	17:57:06.835
<b>No.69 TOM BOOTH-AMOS</b>		
1	14.044	17:56:05.210
2	12.475	17:56:17.685
3	12.475	17:56:30.160
4	12.403	17:56:42.563
5	12.700	17:56:55.263
6	12.548	17:57:07.811
<b>No.94 DAVID CHECA</b>		
1	14.720	17:56:06.066
2	13.418	17:56:19.484
3	12.719	17:56:32.203
4	14.543	17:56:46.746
5	12.666	17:56:59.412
6	12.873	17:57:12.285
<b>No.111 RUBEN XAUS</b>		
1	14.520	17:56:05.691
2	13.301	17:56:18.992
3	12.855	17:56:31.847
4	13.017	17:56:44.864
5	13.427	17:56:58.291
6	13.559	17:57:11.850



#### Starting Grid

<b>7</b>	TOM BOOTH-AMOS 69	GBR	HONDA
<b>6</b>	RUBEN XAUS 111	AND	TM
<b>5</b>	DAVID CHECA 94	ESP	YAMAHA
<b>4</b>	GREGG BLACK 16	GBR	SUZUKI
<b>3</b>	ALESSANDRO DELBIANCO 52	ITA	HONDA
<b>2</b>	CARMELO MORALES 31	ESP	HUSQVARNA
<b>1</b>	TONI ELIAS 24	ESP	SUZUKI

**POLE POSITION**

Start : 16/12 - 18:54 6 Laps = 0,000 Km

SUPERPRESTIGIO2017 15-16/12/2017

Page 1 / 1

Apex Timing



### SUPERPRESTIGIO

### HEAT RACE 1 GR. A (MC1A)

Document 28

### Clasificación

Rnk	No. Driver	Nation	Laps	Time	Gap	Best Lap	Best Kph	Points
1	24 ELIAS TONI		6	1:20.234		12.302		10
2	31 MORALES CARMELO		6	1:21.461	1.227	12.657		8
3	69 BOOTH-AMOS TOM		6	1:21.645	1.411	12.577		6
4	52 DELBIANCO ALESSANDRO		6	1:24.051	3.817	12.770		5
5	111 XAUS RUBEN		6	1:25.410	5.176	12.578		4
6	94 CHECA DAVID		6	1:29.279	9.045	10.259		3
7	16 BLACK GREGG		6	1:32.367	12.133	12.881		2

Start Time : 16/12 - 18:39:23

Leaders : No.31 CARMELO MORALES (1-1) / No.24 TONI ELIAS (2-6)

Best Lap : No.94 DAVID CHECA 10.259

Previous Event Record : No.24 TONI ELIAS 12.087



### SUPERPRESTIGIO

### HEAT RACE 1 GR. A (MC1A)

#### Lap Chart

For information purposes. No official / regulatory value

	1	2	3	4	5	6	7
Grid	24	31	52	16	94	111	69
Start	16	69	111	52	31	24	94
Lap 1 Interval	31	24 0.0	69 0.2	52 0.4	111 3.0	94 3.2	16 3.3
Lap 2	24	31 0.1	69 0.4	52 0.2	111 3.0	94 3.4	16 3.1
Lap 3	24	31 0.4	69 0.2	52 0.5	111 2.9	94 3.4	16 3.0
Lap 4	24	31 0.7	69 0.3	52 0.5	111 3.1	94 3.5	16 2.9
Lap 5	24	31 0.7	69 0.4	52 1.2	111 2.2	94 3.7	16 2.9
Lap 6	24	31 1.2	69 0.1	52 2.4	111 1.3	94 3.8	16 3.0





### SUPERPRESTIGIO

### HEAT RACE 1 GR. A (MC1A)








#### Analysis

For information purposes. No official / regulatory value


Laps	Lap Time	Time of Day	Laps	Lap Time	Time of Day
<b>No.16 GREGG BLACK</b>			6	12.761	17:40:46.646
1	24.466	17:39:48.948			
2	13.033	17:40:01.981			
3	12.891	17:40:14.872			
4	12.894	17:40:27.766			
5	12.881	17:40:40.647			
6	12.956	17:40:53.603			
<b>No.24 TONI ELIAS</b>					
1	13.387	17:39:38.518			
2	12.997	17:39:51.515			
3	12.640	17:40:04.155			
4	12.302	17:40:16.457			
5	12.667	17:40:29.124			
6	12.346	17:40:41.470			
<b>No.31 CARMELO MORALES</b>					
1	13.491	17:39:38.491			
2	13.189	17:39:51.680			
3	12.884	17:40:04.564			
4	12.662	17:40:17.226			
5	12.657	17:40:29.883			
6	12.814	17:40:42.697			
<b>No.52 ALESSANDRO DELBIANCO</b>					
1	14.399	17:39:39.208			
2	13.217	17:39:52.425			
3	12.999	17:40:05.424			
4	12.770	17:40:18.194			
5	13.401	17:40:31.595			
6	13.692	17:40:45.287			
<b>No.69 TOM BOOTH-AMOS</b>					
1	14.261	17:39:38.744			
2	13.421	17:39:52.165			
3	12.692	17:40:04.857			
4	12.765	17:40:17.622			
5	12.682	17:40:30.304			
6	12.577	17:40:42.881			
<b>No.94 DAVID CHECA</b>					
1	10.259	17:39:45.556			
2	13.306	17:39:58.862			
3	12.964	17:40:11.826			
4	13.034	17:40:24.860			
5	12.803	17:40:37.663			
6	12.852	17:40:50.515			
<b>No.111 RUBEN XAUS</b>					
1	17.799	17:39:42.283			
2	13.155	17:39:55.438			
3	12.976	17:40:08.414			
4	12.893	17:40:21.307			
5	12.578	17:40:33.885			



**Starting Grid**

<b>7</b>	<b>69</b>	<b>TOM BOOTH-AMOS</b>	<b>GBR</b> 
			HONDA
<b>6</b>	<b>111</b>	<b>RUBEN XAUS</b>	<b>AND</b> 
			TM
<b>5</b>	<b>94</b>	<b>DAVID CHECA</b>	<b>ESP</b> 
			YAMAHA
<b>4</b>	<b>16</b>	<b>GREGG BLACK</b>	<b>GBR</b> 
			SUZUKI
<b>3</b>	<b>52</b>	<b>ALESSANDRO DELBIANCO</b>	<b>ITA</b> 
			HONDA
<b>2</b>	<b>31</b>	<b>CARMELO MORALES</b>	<b>ESP</b> 
			HUSQVARNA
<b>1</b>	<b>24</b>	<b>TONI ELIAS</b>	<b>ESP</b> 
			SUZUKI

**POLE POSITION**



Start : 16/12 - 18:30 6 Laps = 0,000 Km

SUPERPRESTIGIO2017 15-16/12/2017

Page 1 / 1

Apex Timing 

### SUPERPRESTIGIO

### QUALIFYING RESULTS (QR)

Document 21

### Results

Rnk	No.	Driver	Nation	Q1-1	Q1-2	Q1-3	Q2-3	Q2-2	Q2-1	Time	Gap	Group
1	24	ELIAS TONI		-	12.087	-	-	12.105	-	12.087		A
2	97	VIERGE XAVI		-	-	12.451	12.093	-	-	12.093	0.006	B
3	75	ARENAS ALBERT		-	-	12.543	12.264	-	-	12.264	0.177	C
4	31	MORALES CARMELO		-	12.279	-	-	12.310	-	12.279	0.192	A
5	42	RAMIREZ MARCOS		-	12.293	-	-	12.373	-	12.293	0.206	B
6	15	RIBALTA DANI		12.370	-	-	-	-	12.464	12.370	0.283	C
7	52	DELBIANCO ALESSANDRO		-	12.622	-	-	12.397	-	12.397	0.310	A
8	144	MAHIAS LUCAS		-	-	12.564	12.426	-	-	12.426	0.339	B
9	5	ZARCO JOHANN		12.491	-	-	-	-	12.437	12.437	0.350	C
10	16	BLACK GREGG		12.458	-	-	-	-	12.706	12.458	0.371	A
11	110	SIMEON XAVIER		-	-	12.621	12.459	-	-	12.459	0.372	B
12	34	PINSACH XAVIER		-	12.468	-	-	12.596	-	12.468	0.381	C
13	94	CHECA DAVID		-	-	12.591	12.472	-	-	12.472	0.385	A
14	2	RAFFIN JESKO		12.497	-	-	-	-	12.482	12.482	0.395	B
15	21	DI GIANNANTONIO FABIO		-	12.520	-	-	12.483	-	12.483	0.396	C
16	111	XAUS RUBEN		-	-	12.647	12.485	-	-	12.485	0.398	A
17	87	GARDNER REMY		-	-	12.708	12.508	-	-	12.508	0.421	B
18	20	QUARTARARO FABIO		12.706	-	-	-	-	12.519	12.519	0.432	C
19	69	BOOTH-AMOS TOM		-	12.690	-	-	12.575	-	12.575	0.488	A
20	11	PHILIPPE VINCENT		12.740	-	-	-	-	12.950	12.740	0.653	B



#### Clasificación

Rnk	No.	Driver	Nation	Time	In Lap	Laps	Gap	Interv.	Make
1	5	ZARCO JOHANN		12.437	4	14			YAMAHA
2	15	RIBALTA DANI		12.464	5	13	0.027	0.027	HONDA
3	2	RAFFIN JESKO		12.482	13	13	0.045	0.018	SUZUKI
4	20	QUARTARARO FABIO		12.519	5	13	0.082	0.037	SUZUKI
5	16	BLACK GREGG		12.706	6	13	0.269	0.187	SUZUKI
6	11	PHILIPPE VINCENT		12.950	8	13	0.513	0.244	SUZUKI

Start Time : 16/12 - 13:57:38

Best Lap : No.5 JOHANN ZARCO 12.437  
 Event Record : No.24 TONI ELIAS 12.087





### SUPERPRESTIGIO

### QUALIFYING PRACTICE 2 GR. 1 (Q2-1)

#### Analysis

Laps	Lap Time	Time of Day
<b>No.2 JESKO RAFFIN</b>		
1	12.651	12:58:06.362
2	12.777	12:58:19.139
3	12.631	12:58:31.770
4	12.633	12:58:44.403
5	12.565	12:58:56.968
6	15.579	12:59:12.547
7	12.688	12:59:25.235
8	12.613	12:59:37.848
9	12.650	12:59:50.498
10	16.939	13:00:07.437
11	13.128	13:00:20.565
12	12.625	13:00:33.190
13	12.482	13:00:45.672

Laps	Lap Time	Time of Day
<b>No.5 JOHANN ZARCO</b>		
1	12.475	12:57:59.580
2	12.631	12:58:12.211
3	12.473	12:58:24.684
4	12.437	12:58:37.121
5	12.536	12:58:49.657
6	12.969	12:59:02.626
7	12.531	12:59:15.157
8	12.694	12:59:27.851
9	12.589	12:59:40.440
10	12.677	12:59:53.117
11	12.601	13:00:05.718
12	12.600	13:00:18.318
13	12.647	13:00:30.965
14	13.000	13:00:43.965

Laps	Lap Time	Time of Day
<b>No.11 VINCENT PHILIPPE</b>		
1	12.970	12:58:00.612
2	13.036	12:58:13.648
3	13.600	12:58:27.248
4	13.633	12:58:40.881
5	12.951	12:58:53.832
6	13.078	12:59:06.910
7	16.855	12:59:23.765
8	12.950	12:59:36.715
9	13.151	12:59:49.866
10	13.095	13:00:02.961
11	13.089	13:00:16.050
12	17.415	13:00:33.465
13	13.001	13:00:46.466

Laps	Lap Time	Time of Day
<b>No.15 DANI RIBALTA</b>		
1	12.760	12:58:00.954
2	13.190	12:58:14.144
3	12.890	12:58:27.034
4	12.770	12:58:39.804

Laps	Lap Time	Time of Day
5	12.464	12:58:52.268
6	12.517	12:59:04.785
7	12.511	12:59:17.296
8	12.658	12:59:29.954
9	12.606	12:59:42.560
10	18.771	13:00:01.331
11	18.499	13:00:19.830
12	12.678	13:00:32.508
13	12.718	13:00:45.226

Laps	Lap Time	Time of Day
<b>No.16 GREGG BLACK</b>		
1	13.062	12:58:01.456
2	13.253	12:58:14.709
3	12.880	12:58:27.589
4	12.899	12:58:40.488
5	12.966	12:58:53.454
6	12.706	12:59:06.160
7	17.011	12:59:23.171
8	16.160	12:59:39.331
9	12.707	12:59:52.038
10	12.761	13:00:04.799
11	13.644	13:00:18.443
12	13.237	13:00:31.680
13	12.841	13:00:44.521

Laps	Lap Time	Time of Day
<b>No.20 FABIO QUARTARARO</b>		
1	12.891	12:58:03.745
2	12.587	12:58:16.332
3	16.476	12:58:32.808
4	12.665	12:58:45.473
5	12.519	12:58:57.992
6	12.682	12:59:10.674
7	12.704	12:59:23.378
8	15.068	12:59:38.446
9	15.288	12:59:53.734
10	12.705	13:00:06.439
11	12.690	13:00:19.129
12	15.936	13:00:35.065
13	12.715	13:00:47.780





### SUPERPRESTIGIO

### QUALIFYING PRACTICE 2 GR. 2 (Q2-2)

#### Clasificación

Document 19

Rnk	No.	Driver	Nation	Time	In Lap	Laps	Gap	Interv.	Make
1	24	ELIAS TONI		12.105	3	13			SUZUKI
2	31	MORALES CARMELO		12.310	3	12	0.205	0.205	HUSQVARNA
3	42	RAMIREZ MARCOS		12.373	4	13	0.268	0.063	KTM
4	52	DELBIANCO ALESSANDRO		12.397	9	13	0.292	0.024	HONDA
5	21	DI GIANNANTONIO FABIO		12.483	2	13	0.378	0.086	ZAETA
6	69	BOOTH-AMOS TOM		12.575	3	13	0.470	0.092	HONDA
7	34	PINSACH XAVIER		12.596	8	13	0.491	0.021	HONDA

Start Time : 16/12 - 13:52:13

Best Lap : No.24 TONI ELIAS 12.105  
 Event Record : No.24 TONI ELIAS 12.087



### SUPERPRESTIGIO

### QUALIFYING PRACTICE 2 GR. 2 (Q2-2)

### Analysis

Laps	Lap Time	Time of Day
<b>No.21 FABIO DI GIANNANTONIO</b>		
1	12.544	12:52:35.719
2	12.483	12:52:48.202
3	18.182	12:53:06.384
4	12.718	12:53:19.102
5	12.626	12:53:31.728
6	12.613	12:53:44.341
7	12.579	12:53:56.920
8	12.684	12:54:09.604
9	12.645	12:54:22.249
10	18.730	12:54:40.979
11	12.653	12:54:53.632
12	12.633	12:55:06.265
13	12.673	12:55:18.938

Laps	Lap Time	Time of Day
<b>No.24 TONI ELIAS</b>		
1	12.336	12:52:34.175
2	12.222	12:52:46.397
3	12.105	12:52:58.502
4	16.490	12:53:14.992
5	17.785	12:53:32.777
6	12.691	12:53:45.468
7	12.121	12:53:57.589
8	12.473	12:54:10.062
9	19.374	12:54:29.436
10	14.525	12:54:43.961
11	12.105	12:54:56.066
12	12.341	12:55:08.407
13	15.735	12:55:24.142

Laps	Lap Time	Time of Day
<b>No.31 CARMELO MORALES</b>		
1	14.257	12:52:46.879
2	12.413	12:52:59.292
3	12.310	12:53:11.602
4	12.405	12:53:24.007
5	12.401	12:53:36.408
6	12.656	12:53:49.064
7	23.913	12:54:12.977
8	13.847	12:54:26.824
9	13.754	12:54:40.578
10	12.407	12:54:52.985
11	14.554	12:55:07.539
12	12.477	12:55:20.016

Laps	Lap Time	Time of Day
<b>No.34 XAVIER PINSACH</b>		
1	13.134	12:52:37.775
2	12.697	12:52:50.472
3	12.608	12:53:03.080
4	12.624	12:53:15.704
5	17.404	12:53:33.108
6	12.781	12:53:45.889

Laps	Lap Time	Time of Day
7	12.603	12:53:58.492
8	12.596	12:54:11.088
9	16.137	12:54:27.225
10	12.753	12:54:39.978
11	12.611	12:54:52.589
12	12.703	12:55:05.292
13	12.731	12:55:18.023

Laps	Lap Time	Time of Day
<b>No.42 MARCOS RAMIREZ</b>		
1	12.545	12:52:35.342
2	18.122	12:52:53.464
3	12.523	12:53:05.987
4	12.373	12:53:18.360
5	12.453	12:53:30.813
6	16.042	12:53:46.855
7	12.482	12:53:59.337
8	12.940	12:54:12.277
9	18.210	12:54:30.487
10	12.579	12:54:43.066
11	12.488	12:54:55.554
12	12.531	12:55:08.085
13	13.526	12:55:21.611

Laps	Lap Time	Time of Day
<b>No.52 ALESSANDRO DELBIANCO</b>		
1	12.784	12:52:39.528
2	12.516	12:52:52.044
3	12.600	12:53:04.644
4	12.632	12:53:17.276
5	12.613	12:53:29.889
6	12.535	12:53:42.424
7	15.512	12:53:57.936
8	12.481	12:54:10.417
9	12.397	12:54:22.814
10	12.812	12:54:35.626
11	18.159	12:54:53.785
12	12.733	12:55:06.518
13	14.056	12:55:20.574

Laps	Lap Time	Time of Day
<b>No.69 TOM BOOTH-AMOS</b>		
1	12.632	12:52:38.325
2	12.677	12:52:51.002
3	12.575	12:53:03.577
4	12.622	12:53:16.199
5	12.635	12:53:28.834
6	14.150	12:53:42.984
7	15.684	12:53:58.668
8	12.865	12:54:11.533
9	12.819	12:54:24.352
10	12.603	12:54:36.955
11	12.822	12:54:49.777
12	12.780	12:55:02.557
13	38.114	12:55:40.671



#### Clasificación

Rnk	No.	Driver	Nation	Time	In Lap	Laps	Gap	Interv.	Make
1	97	VIERGE XAVI		12.093	3	12			HONDA
2	75	ARENAS ALBERT		12.264	2	13	0.171	0.171	KTM
3	144	MAHIAS LUCAS		12.426	9	13	0.333	0.162	YAMAHA
4	110	SIMEON XAVIER		12.459	4	13	0.366	0.033	SUZUKI
5	94	CHECA DAVID		12.472	3	14	0.379	0.013	YAMAHA
6	111	XAUS RUBEN		12.485	10	12	0.392	0.013	TM
7	87	GARDNER REMY		12.508	11	14	0.415	0.023	YAMAHA

Start Time : 16/12 - 13:46:49

Best Lap : No.97 XAVI VIERGE 12.093  
 Event Record : No.24 TONI ELIAS 12.087



### SUPERPRESTIGIO

### QUALIFYING PRACTICE 2 GR. 3 (Q2-3)

### Analysis

Laps	Lap Time	Time of Day	Laps	Lap Time	Time of Day	Laps	Lap Time	Time of Day
<b>No.75 ALBERT ARENAS</b>								
1	12.993	12:47:21.724	4	19.633	12:48:03.962	13	12.858	12:49:53.295
2	12.264	12:47:33.988	5	13.727	12:48:17.689			
3	12.274	12:47:46.262	6	12.332	12:48:30.021			
4	12.279	12:47:58.541	7	12.295	12:48:42.316			
5	12.309	12:48:10.850	8	22.947	12:49:05.263			
6	12.429	12:48:23.279	9	14.149	12:49:19.412			
7	12.389	12:48:35.668	10	12.330	12:49:31.742			
8	14.978	12:48:50.646	11	12.443	12:49:44.185			
9	12.569	12:49:03.215	12	14.660	12:49:58.845			
10	16.633	12:49:19.848	<b>No.110 XAVIER SIMEON</b>					
11	12.430	12:49:32.278	1	13.152	12:47:17.431			
12	12.644	12:49:44.922	2	12.659	12:47:30.090			
13	17.447	12:50:02.369	3	12.931	12:47:43.021			
<b>No.87 REMY GARDNER</b>			4	12.459	12:47:55.480			
1	13.233	12:47:15.258	5	12.526	12:48:08.006			
2	12.848	12:47:28.106	6	12.726	12:48:20.732			
3	12.669	12:47:40.775	7	12.701	12:48:33.433			
4	12.756	12:47:53.531	8	12.793	12:48:46.226			
5	12.882	12:48:06.413	9	18.795	12:49:05.021			
6	13.034	12:48:19.447	10	12.651	12:49:17.672			
7	12.699	12:48:32.146	11	12.685	12:49:30.357			
8	12.809	12:48:44.955	12	12.507	12:49:42.864			
9	12.769	12:48:57.724	13	14.416	12:49:57.280			
10	12.648	12:49:10.372	<b>No.111 RUBEN XAUS</b>					
11	12.508	12:49:22.880	1	13.789	12:47:14.610			
12	12.651	12:49:35.531	2	12.926	12:47:27.536			
13	12.590	12:49:48.121	3	12.536	12:47:40.072			
14	12.613	12:50:00.734	4	12.574	12:47:52.646			
<b>No.94 DAVID CHECA</b>			5	25.519	12:48:18.165			
1	13.056	12:47:16.259	6	12.519	12:48:30.684			
2	12.674	12:47:28.933	7	12.522	12:48:43.206			
3	12.472	12:47:41.405	8	20.473	12:49:03.679			
4	12.577	12:47:53.982	9	12.534	12:49:16.213			
5	12.849	12:48:06.831	10	12.485	12:49:28.698			
6	14.550	12:48:21.381	11	12.540	12:49:41.238			
7	12.566	12:48:33.947	12	12.686	12:49:53.924			
8	12.569	12:48:46.516	<b>No.144 LUCAS MAHIAS</b>					
9	12.766	12:48:59.282	1	13.454	12:47:13.711			
10	12.605	12:49:11.887	2	12.801	12:47:26.512			
11	12.753	12:49:24.640	3	12.749	12:47:39.261			
12	12.729	12:49:37.369	4	12.685	12:47:51.946			
13	12.986	12:49:50.355	5	12.696	12:48:04.642			
14	13.018	12:50:03.373	6	19.707	12:48:24.349			
<b>No.97 XAVI VIERGE</b>			7	12.923	12:48:37.272			
1	12.276	12:47:19.922	8	12.697	12:48:49.969			
2	12.314	12:47:32.236	9	12.426	12:49:02.395			
3	12.093	12:47:44.329	10	12.699	12:49:15.094			
			11	12.611	12:49:27.705			
			12	12.732	12:49:40.437			





#### Clasificación

Rnk	No.	Driver	Nation	Time	In Lap	Laps	Gap	Interv.	Make
1	97	VIERGE XAVI		12.451	6	12			HONDA
2	75	ARENAS ALBERT		12.543	11	13	0.092	0.092	KTM
3	144	MAHIAS LUCAS		12.564	3	13	0.113	0.021	YAMAHA
4	94	CHECA DAVID		12.591	5	13	0.140	0.027	YAMAHA
5	110	SIMEON XAVIER		12.621	6	14	0.170	0.030	SUZUKI
6	111	XAUS RUBEN		12.647	4	7	0.196	0.026	TM
7	87	GARDNER REMY		12.708	3	14	0.257	0.061	YAMAHA

Start Time : 16/12 - 13:08:04

Best Lap : No.97 XAVI VIERGE 12.451  
 Event Record : No.24 TONI ELIAS 12.087





### SUPERPRESTIGIO

### QUALIFYING PRACTICE 1 GR. 3 (Q1-3)

### Analysis

Laps	Lap Time	Time of Day
<b>No.75 ALBERT ARENAS</b>		
1	12.983	12:08:26.862
2	12.571	12:08:39.433
3	12.657	12:08:52.090
4	18.390	12:09:10.480
5	12.937	12:09:23.417
6	12.619	12:09:36.036
7	12.654	12:09:48.690
8	12.654	12:10:01.344
9	14.391	12:10:15.735
10	12.612	12:10:28.347
11	12.543	12:10:40.890
12	15.462	12:10:56.352
13	12.713	12:11:09.065

Laps	Lap Time	Time of Day
<b>No.87 REMY GARDNER</b>		
1	12.772	12:08:29.568
2	12.736	12:08:42.304
3	12.708	12:08:55.012
4	12.736	12:09:07.748
5	12.802	12:09:20.550
6	12.842	12:09:33.392
7	12.714	12:09:46.106
8	12.813	12:09:58.919
9	12.854	12:10:11.773
10	13.852	12:10:25.625
11	13.080	12:10:38.705
12	12.856	12:10:51.561
13	12.847	12:11:04.408
14	12.821	12:11:17.229

Laps	Lap Time	Time of Day
<b>No.94 DAVID CHECA</b>		
1	12.831	12:08:28.507
2	12.965	12:08:41.472
3	12.597	12:08:54.069
4	12.842	12:09:06.911
5	12.591	12:09:19.502
6	12.750	12:09:32.252
7	14.670	12:09:46.922
8	16.880	12:10:03.802
9	13.037	12:10:16.839
10	12.950	12:10:29.789
11	12.998	12:10:42.787
12	12.922	12:10:55.709
13	12.982	12:11:08.691

Laps	Lap Time	Time of Day
<b>No.97 XAVI VIERGE</b>		
1	12.570	12:08:34.565
2	12.523	12:08:47.088
3	12.552	12:08:59.640
4	19.277	12:09:18.917

Laps	Lap Time	Time of Day
5	18.868	12:09:37.785
6	12.451	12:09:50.236
7	12.600	12:10:02.836
8	12.510	12:10:15.346
9	20.765	12:10:36.111
10	12.939	12:10:49.050
11	12.501	12:11:01.551
12	12.814	12:11:14.365

Laps	Lap Time	Time of Day
<b>No.110 XAVIER SIMEON</b>		
1	12.831	12:08:25.578
2	12.871	12:08:38.449
3	12.727	12:08:51.176
4	13.497	12:09:04.673
5	12.686	12:09:17.359
6	12.621	12:09:29.980
7	13.079	12:09:43.059
8	12.828	12:09:55.887
9	12.765	12:10:08.652
10	12.784	12:10:21.436
11	12.775	12:10:34.211
12	13.065	12:10:47.276
13	15.215	12:11:02.491
14	12.943	12:11:15.434

Laps	Lap Time	Time of Day
<b>No.111 RUBEN XAUS</b>		
1	1:42.593	12:09:56.026
2	12.832	12:10:08.858
3	12.857	12:10:21.715
4	12.647	12:10:34.362
5	15.141	12:10:49.503
6	13.349	12:11:02.852
7	13.256	12:11:16.108

Laps	Lap Time	Time of Day
<b>No.144 LUCAS MAHIAS</b>		
1	12.672	12:08:31.881
2	12.767	12:08:44.648
3	12.564	12:08:57.212
4	12.717	12:09:09.929
5	12.595	12:09:22.524
6	12.774	12:09:35.298
7	12.590	12:09:47.888
8	17.978	12:10:05.866
9	12.763	12:10:18.629
10	12.621	12:10:31.250
11	12.628	12:10:43.878
12	12.673	12:10:56.551
13	12.830	12:11:09.381



#### Clasificación

Rnk	No.	Driver	Nation	Time	In Lap	Laps	Gap	Interv.	Make
1	24	ELIAS TONI		12.087	5	14			SUZUKI
2	31	MORALES CARMELO		12.279	2	12	0.192	0.192	HUSQVARNA
3	42	RAMIREZ MARCOS		12.293	9	13	0.206	0.014	KTM
4	34	PINSACH XAVIER		12.468	10	12	0.381	0.175	HONDA
5	21	DI GIANNANTONIO FABIO		12.520	6	13	0.433	0.052	ZAETA
6	52	DELBIANCO ALESSANDRO		12.622	4	13	0.535	0.102	HONDA
7	69	BOOTH-AMOS TOM		12.690	7	13	0.603	0.068	HONDA

Start Time : 16/12 - 13:04:05

Best Lap : No.24 TONI ELIAS 12.087  
 Previous Event Record : No.15 DANI RIBALTA 12.370



### SUPERPRESTIGIO

### QUALIFYING PRACTICE 1 GR. 2 (Q1-2)

### Analysis

Laps	Lap Time	Time of Day
<b>No.21 FABIO DI GIANNANTONIO</b>		
1	12.592	12:04:31.380
2	12.714	12:04:44.094
3	12.608	12:04:56.702
4	12.774	12:05:09.476
5	17.076	12:05:26.552
6	12.520	12:05:39.072
7	12.601	12:05:51.673
8	12.886	12:06:04.559
9	12.759	12:06:17.318
10	12.733	12:06:30.051
11	12.830	12:06:42.881
12	12.958	12:06:55.839
13	13.627	12:07:09.466

Laps	Lap Time	Time of Day
<b>No.24 TONI ELIAS</b>		
1	12.120	12:04:26.915
2	12.102	12:04:39.017
3	13.152	12:04:52.169
4	12.542	12:05:04.711
5	12.087	12:05:16.798
6	12.399	12:05:29.197
7	12.323	12:05:41.520
8	14.369	12:05:55.889
9	14.317	12:06:10.206
10	12.955	12:06:23.161
11	12.097	12:06:35.258
12	12.164	12:06:47.422
13	14.282	12:07:01.704
14	13.379	12:07:15.083

Laps	Lap Time	Time of Day
<b>No.31 CARMELO MORALES</b>		
1	12.363	12:04:29.567
2	12.279	12:04:41.846
3	13.155	12:04:55.001
4	13.773	12:05:08.774
5	12.322	12:05:21.096
6	19.373	12:05:40.469
7	19.543	12:06:00.012
8	12.727	12:06:12.739
9	12.405	12:06:25.144
10	12.459	12:06:37.603
11	16.803	12:06:54.406
12	12.290	12:07:06.696

Laps	Lap Time	Time of Day
<b>No.34 XAVIER PINSACH</b>		
1	12.674	12:04:55.544
2	12.686	12:05:08.230
3	12.700	12:05:20.930
4	13.111	12:05:34.041
5	12.849	12:05:46.890

Laps	Lap Time	Time of Day
6	12.701	12:05:59.591
7	12.540	12:06:12.131
8	12.621	12:06:24.752
9	12.584	12:06:37.336
10	12.468	12:06:49.804
11	12.794	12:07:02.598
12	12.678	12:07:15.276

Laps	Lap Time	Time of Day
<b>No.42 MARCOS RAMIREZ</b>		
1	12.516	12:04:28.609
2	12.590	12:04:41.199
3	12.447	12:04:53.646
4	12.373	12:05:06.019
5	12.439	12:05:18.458
6	16.107	12:05:34.565
7	12.591	12:05:47.156
8	15.606	12:06:02.762
9	12.293	12:06:15.055
10	12.501	12:06:27.556
11	12.604	12:06:40.160
12	16.865	12:06:57.025
13	12.368	12:07:09.393

Laps	Lap Time	Time of Day
<b>No.52 ALESSANDRO DELBIANCO</b>		
1	12.913	12:04:28.427
2	12.999	12:04:41.426
3	12.741	12:04:54.167
4	12.622	12:05:06.789
5	12.669	12:05:19.458
6	12.645	12:05:32.103
7	15.917	12:05:48.020
8	13.440	12:06:01.460
9	12.723	12:06:14.183
10	12.918	12:06:27.101
11	13.452	12:06:40.553
12	12.808	12:06:53.361
13	14.092	12:07:07.453

Laps	Lap Time	Time of Day
<b>No.69 TOM BOOTH-AMOS</b>		
1	12.794	12:04:32.882
2	13.040	12:04:45.922
3	12.959	12:04:58.881
4	13.065	12:05:11.946
5	14.901	12:05:26.847
6	12.733	12:05:39.580
7	12.690	12:05:52.270
8	12.922	12:06:05.192
9	13.000	12:06:18.192
10	14.888	12:06:33.080
11	14.740	12:06:47.820
12	12.892	12:07:00.712
13	12.836	12:07:13.548



### SUPERPRESTIGIO

### QUALIFYING PRACTICE 1 GR. 1 (Q1-1)

Document 15

### Clasificación

Rnk	No.	Driver	Nation	Time	In Lap	Laps	Gap	Interv.	Make
1	15	RIBALTA DANI		12.370	7	14			HONDA
2	16	BLACK GREGG		12.458	2	13	0.088	0.088	SUZUKI
3	5	ZARCO JOHANN		12.491	12	14	0.121	0.033	YAMAHA
4	2	RAFFIN JESKO		12.497	5	13	0.127	0.006	SUZUKI
5	20	QUARTARARO FABIO		12.706	8	13	0.336	0.209	SUZUKI
6	11	PHILIPPE VINCENT		12.740	10	12	0.370	0.034	SUZUKI

Start Time : 16/12 - 12:59:13

Best Lap : No.15 DANI RIBALTA

12.370

SUPERPRESTIGIO2017 15-16/12/2017

Page 1 / 1

Apex Timing





### SUPERPRESTIGIO

### QUALIFYING PRACTICE 1 GR. 1 (Q1-1)

#### Analysis

Laps	Lap Time	Time of Day
<b>No.2 JESKO RAFFIN</b>		
1	12.666	11:59:44.287
2	12.595	11:59:56.882
3	12.512	12:00:09.394
4	12.515	12:00:21.909
5	12.497	12:00:34.406
6	12.562	12:00:46.968
7	12.917	12:00:59.885
8	12.674	12:01:12.559
9	12.612	12:01:25.171
10	12.608	12:01:37.779
11	12.587	12:01:50.366
12	12.735	12:02:03.101
13	12.572	12:02:15.673

Laps	Lap Time	Time of Day
<b>No.5 JOHANN ZARCO</b>		
1	13.132	11:59:38.551
2	12.643	11:59:51.194
3	12.603	12:00:03.797
4	12.724	12:00:16.521
5	12.678	12:00:29.199
6	12.589	12:00:41.788
7	12.578	12:00:54.366
8	14.565	12:01:08.931
9	12.673	12:01:21.604
10	12.612	12:01:34.216
11	12.661	12:01:46.877
12	12.491	12:01:59.368
13	12.640	12:02:12.008
14	14.003	12:02:26.011

Laps	Lap Time	Time of Day
<b>No.11 VINCENT PHILIPPE</b>		
1	12.845	11:59:36.936
2	12.770	11:59:49.706
3	12.826	12:00:02.532
4	14.847	12:00:17.379
5	12.966	12:00:30.345
6	12.865	12:00:43.210
7	23.833	12:01:07.043
8	16.349	12:01:23.392
9	13.210	12:01:36.602
10	12.740	12:01:49.342
11	12.745	12:02:02.087
12	12.823	12:02:14.910

Laps	Lap Time	Time of Day
<b>No.15 DANI RIBALTA</b>		
1	12.683	11:59:37.578
2	14.036	11:59:51.614
3	12.658	12:00:04.272
4	12.453	12:00:16.725
5	12.944	12:00:29.669

Laps	Lap Time	Time of Day
6	12.553	12:00:42.222
7	12.370	12:00:54.592
8	13.522	12:01:08.114
9	13.074	12:01:21.188
10	12.542	12:01:33.730
11	12.506	12:01:46.236
12	13.546	12:01:59.782
13	12.590	12:02:12.372
14	22.375	12:02:34.747

Laps	Lap Time	Time of Day
<b>No.16 GREGG BLACK</b>		
1	12.892	11:59:35.766
2	12.458	11:59:48.224
3	12.670	12:00:00.894
4	12.577	12:00:13.471
5	16.657	12:00:30.128
6	12.655	12:00:42.783
7	12.942	12:00:55.725
8	14.261	12:01:09.986
9	12.870	12:01:22.856
10	13.131	12:01:35.987
11	20.604	12:01:56.591
12	12.875	12:02:09.466
13	12.785	12:02:22.251

Laps	Lap Time	Time of Day
<b>No.20 FABIO QUARTARARO</b>		
1	13.036	11:59:42.121
2	12.849	11:59:54.970
3	13.206	12:00:08.176
4	12.815	12:00:20.991
5	12.757	12:00:33.748
6	12.836	12:00:46.584
7	17.778	12:01:04.362
8	12.706	12:01:17.068
9	12.710	12:01:29.778
10	12.871	12:01:42.649
11	12.859	12:01:55.508
12	12.740	12:02:08.248
13	12.811	12:02:21.059





### SUPERPRESTIGIO

### TEST RESULTS

### Document 7

#### Results

Rnk	No.	Driver	Nation	T1-G1	T1-G2	T1-G3	T2-G1	T2-G2	T2-G3	Time	Gap	Laps
1	42	MARCOS RAMIREZ		-	12.241	-	-	12.444	-	12.241		26
2	31	CARMELO MORALES		-	12.397	-	-	12.417	-	12.397	0.156	26
3	24	TONI ELIAS		-	12.578	-	-	12.428	-	12.428	0.187	25
4	34	XAVIER PINSACH		-	12.439	-	-	12.640	-	12.439	0.198	25
5	97	XAVI VIERGE		-	-	12.714	-	-	12.495	12.495	0.254	26
6	75	ALBERT ARENAS		-	-	12.504	-	-	12.596	12.504	0.263	26
7	5	JOHANN ZARCO		12.523	-	-	12.704	-	-	12.523	0.282	28
8	111	RUBEN XAUS		-	-	12.967	-	-	12.537	12.537	0.296	21
9	2	JESKO RAFFIN		12.584	-	-	12.801	-	-	12.584	0.343	27
10	110	XAVIER SIMEON		-	-	12.650	-	-	12.600	12.600	0.359	26
11	20	FABIO QUARTARARO		12.633	-	-	12.680	-	-	12.633	0.392	27
12	21	FABIO DI GIANNANTONIO		-	12.779	-	-	12.663	-	12.663	0.422	26
13	69	TOM BOOTH-AMOS		-	12.709	-	-	12.755	-	12.709	0.468	26
14	87	REMY GARDNER		-	-	12.829	-	-	12.732	12.732	0.491	26
15	52	ALESSANDRO DELBIANCO		-	12.794	-	-	13.024	-	12.794	0.553	26
16	16	GREGG BLACK		12.803	-	-	12.806	-	-	12.803	0.562	26
17	144	LUCAS MAHIAS		-	-	12.990	-	-	12.890	12.890	0.649	26
18	11	VINCENT PHILIPPE		13.089	-	-	13.040	-	-	13.040	0.799	25
19	94	DAVID CHECA		-	-	13.301	-	-	13.425	13.301	1.060	26
<b>Not Classified</b>												
	15	DANI RIBALTA		No Time	-	-	DNS	-	-			



### SUPERPRESTIGIO

### TEST 2 G.3 (T2-G3)

#### Clasificación

Document 6

Rnk	No.	Driver	Nation	Time	In Lap	Laps	Gap	Interv.	Make
1	97	VIERGE XAVI		12.495	3	13			HONDA
2	111	XAUS RUBEN		12.537	9	12	0.042	0.042	TM
3	75	ARENAS ALBERT		12.596	12	13	0.101	0.059	KTM
4	110	SIMEON XAVIER		12.600	2	13	0.105	0.004	SUZUKI
5	87	GARDNER REMY		12.732	13	13	0.237	0.132	YAMAHA
6	144	MAHIAS LUCAS		12.890	13	13	0.395	0.158	YAMAHA
7	94	CHECA DAVID		13.425	4	13	0.930	0.535	YAMAHA

Start Time : 15/12 - 19:31:11

Best Lap : No.97 XAVI VIERGE

12.495

SUPERPRESTIGIO2017 15-16/12/2017

Page 1 / 1

Apex Timing 



### SUPERPRESTIGIO

### TEST 2 G.3 (T2-G3) Analysis

For information purposes. No official / regulatory value

Laps	Lap Time	Time of Day
<b>No.75 ALBERT ARENAS</b>		
1	12.825	18:31:32.213
2	12.705	18:31:44.918
3	14.657	18:31:59.575
4	14.064	18:32:13.639
5	13.231	18:32:26.870
6	12.687	18:32:39.557
7	14.460	18:32:54.017
8	13.254	18:33:07.271
9	15.903	18:33:23.174
10	12.806	18:33:35.980
11	12.647	18:33:48.627
12	12.596	18:34:01.223
13	12.612	18:34:13.835

Laps	Lap Time	Time of Day
<b>No.87 REMY GARDNER</b>		
1	13.057	18:31:36.047
2	13.337	18:31:49.384
3	12.987	18:32:02.371
4	12.925	18:32:15.296
5	12.970	18:32:28.266
6	13.092	18:32:41.358
7	17.447	18:32:58.805
8	13.151	18:33:11.956
9	13.074	18:33:25.030
10	13.120	18:33:38.150
11	13.055	18:33:51.205
12	13.135	18:34:04.340
13	12.732	18:34:17.072

Laps	Lap Time	Time of Day
<b>No.94 DAVID CHECA</b>		
1	13.816	18:31:38.586
2	13.800	18:31:52.386
3	13.645	18:32:06.031
4	13.425	18:32:19.456
5	13.633	18:32:33.089
6	13.641	18:32:46.730
7	13.646	18:33:00.376
8	14.505	18:33:14.881
9	13.494	18:33:28.375
10	13.767	18:33:42.142
11	13.913	18:33:56.055
12	13.584	18:34:09.639
13	13.977	18:34:23.616

Laps	Lap Time	Time of Day
<b>No.97 XAVI VIERGE</b>		
1	12.719	18:31:33.173
2	12.681	18:31:45.854
3	12.495	18:31:58.349
4	12.944	18:32:11.293
5	19.521	18:32:30.814

Laps	Lap Time	Time of Day
6	12.757	18:32:43.571
7	12.693	18:32:56.264
8	13.155	18:33:09.419
9	12.967	18:33:22.386
10	12.665	18:33:35.051
11	17.086	18:33:52.137
12	13.379	18:34:05.516
13	12.978	18:34:18.494

Laps	Lap Time	Time of Day
<b>No.110 XAVIER SIMEON</b>		
1	13.697	18:31:37.108
2	12.600	18:31:49.708
3	12.957	18:32:02.665
4	13.297	18:32:15.962
5	12.976	18:32:28.938
6	13.216	18:32:42.154
7	12.713	18:32:54.867
8	12.781	18:33:07.648
9	15.146	18:33:22.794
10	17.998	18:33:40.792
11	13.264	18:33:54.056
12	14.546	18:34:08.602
13	12.632	18:34:21.234

Laps	Lap Time	Time of Day
<b>No.111 RUBEN XAUS</b>		
1	12.599	18:31:33.924
2	25.546	18:31:59.470
3	13.211	18:32:12.681
4	27.592	18:32:40.273
5	12.980	18:32:53.253
6	12.828	18:33:06.081
7	12.770	18:33:18.851
8	13.020	18:33:31.871
9	12.537	18:33:44.408
10	13.310	18:33:57.718
11	12.976	18:34:10.694
12	12.731	18:34:23.425

Laps	Lap Time	Time of Day
<b>No.144 LUCAS MAHIAS</b>		
1	13.364	18:31:41.037
2	13.126	18:31:54.163
3	13.168	18:32:07.331
4	13.111	18:32:20.442
5	13.693	18:32:34.135
6	13.417	18:32:47.552
7	12.986	18:33:00.538
8	13.264	18:33:13.802
9	13.389	18:33:27.191
10	16.394	18:33:43.585
11	13.293	18:33:56.878
12	13.221	18:34:10.099
13	12.890	18:34:22.989



### SUPERPRESTIGIO

### TEST 2 G.2 (T2-G2)

#### Clasificación

Document 5

Rnk	No.	Driver	Nation	Time	In Lap	Laps	Gap	Interv.	Make
1	31	MORALES CARMELO		12.417	12	13			HUSQVARNA
2	24	ELIAS TONI		12.428	12	12	0.011	0.011	SUZUKI
3	42	RAMIREZ MARCOS		12.444	13	13	0.027	0.016	KTM
4	34	PINSACH XAVIER		12.640	10	11	0.223	0.196	HONDA
5	21	DI GIANNANTONIO FABIO		12.663	12	13	0.246	0.023	ZAETA
6	69	BOOTH-AMOS TOM		12.755	4	13	0.338	0.092	HONDA
7	52	DELBIANCO ALESSANDRO		13.024	4	13	0.607	0.269	HONDA

Start Time : 15/12 - 19:26:22

Best Lap : No.31 CARMELO MORALES 12.417

SUPERPRESTIGIO2017 15-16/12/2017





### SUPERPRESTIGIO

### TEST 2 G.2 (T2-G2) Analysis

For information purposes. No official / regulatory value

Laps	Lap Time	Time of Day
<b>No.21 FABIO DI GIANNANTONIO</b>		
1	13.050	18:26:45.098
2	13.344	18:26:58.442
3	13.130	18:27:11.572
4	13.029	18:27:24.601
5	12.895	18:27:37.496
6	12.976	18:27:50.472
7	12.928	18:28:03.400
8	13.422	18:28:16.822
9	20.763	18:28:37.585
10	12.968	18:28:50.553
11	12.864	18:29:03.417
12	12.663	18:29:16.080
13	12.705	18:29:28.785

Laps	Lap Time	Time of Day
<b>No.24 TONI ELIAS</b>		
1	13.271	18:26:57.458
2	12.704	18:27:10.162
3	12.628	18:27:22.790
4	15.846	18:27:38.636
5	12.497	18:27:51.133
6	12.722	18:28:03.855
7	18.521	18:28:22.376
8	13.313	18:28:35.689
9	12.928	18:28:48.617
10	13.168	18:29:01.785
11	12.883	18:29:14.668
12	12.428	18:29:27.096

Laps	Lap Time	Time of Day
<b>No.31 CARMELO MORALES</b>		
1	13.023	18:26:46.578
2	12.731	18:26:59.309
3	14.614	18:27:13.923
4	14.515	18:27:28.438
5	13.018	18:27:41.456
6	12.658	18:27:54.114
7	12.617	18:28:06.731
8	15.098	18:28:21.829
9	16.536	18:28:38.365
10	13.534	18:28:51.899
11	12.753	18:29:04.652
12	12.417	18:29:17.069
13	12.614	18:29:29.683

Laps	Lap Time	Time of Day
<b>No.34 XAVIER PINSACH</b>		
1	13.271	18:27:21.651
2	12.668	18:27:34.319
3	13.012	18:27:47.331
4	12.807	18:28:00.138
5	12.909	18:28:13.047
6	13.681	18:28:26.728

Laps	Lap Time	Time of Day
7	12.907	18:28:39.635
8	12.712	18:28:52.347
9	12.703	18:29:05.050
10	12.640	18:29:17.690
11	12.792	18:29:30.482

Laps	Lap Time	Time of Day
<b>No.42 MARCOS RAMIREZ</b>		
1	13.359	18:26:50.909
2	12.953	18:27:03.862
3	12.864	18:27:16.726
4	12.880	18:27:29.606
5	12.631	18:27:42.237
6	12.513	18:27:54.750
7	14.554	18:28:09.304
8	15.575	18:28:24.879
9	12.477	18:28:37.356
10	12.479	18:28:49.835
11	18.394	18:29:08.229
12	12.655	18:29:20.884
13	12.444	18:29:33.328

Laps	Lap Time	Time of Day
<b>No.52 ALESSANDRO DELBIANCO</b>		
1	13.307	18:26:50.207
2	14.043	18:27:04.250
3	13.268	18:27:17.518
4	13.024	18:27:30.542
5	13.220	18:27:43.762
6	13.132	18:27:56.894
7	13.039	18:28:09.933
8	13.816	18:28:23.749
9	13.925	18:28:37.674
10	13.266	18:28:50.940
11	14.835	18:29:05.775
12	15.626	18:29:21.401
13	14.766	18:29:36.167

Laps	Lap Time	Time of Day
<b>No.69 TOM BOOTH-AMOS</b>		
1	13.014	18:26:48.393
2	13.072	18:27:01.465
3	12.837	18:27:14.302
4	12.755	18:27:27.057
5	12.826	18:27:39.883
6	13.018	18:27:52.901
7	15.216	18:28:08.117
8	13.078	18:28:21.195
9	12.901	18:28:34.096
10	13.742	18:28:47.838
11	14.102	18:29:01.940
12	13.002	18:29:14.942
13	12.799	18:29:27.741





### SUPERPRESTIGIO

### TEST 2 G.1 (T2-G1)

### Document 4

### Clasificación

Rnk	No.	Driver	Nation	Time	In Lap	Laps	Gap	Interv.	Make
1	20	QUARTARARO FABIO		12.680	10	14			SUZUKI
2	5	ZARCO JOHANN		12.704	7	14	0.024	0.024	YAMAHA
3	2	RAFFIN JESKO		12.801	7	14	0.121	0.097	SUZUKI
4	16	BLACK GREGG		12.806	10	13	0.126	0.005	SUZUKI
5	11	PHILIPPE VINCENT		13.040	8	12	0.360	0.234	SUZUKI
<b>Not Classified</b>									
	15	RIBALTA DANI		DNS					HONDA

Start Time : 15/12 - 19:21:35

Best Lap : No.20 FABIO QUARTARARO

12.680

SUPERPRESTIGIO2017 15-16/12/2017

Page 1 / 1

Apex Timing



### SUPERPRESTIGIO

### TEST 2 G.1 (T2-G1) Analysis

For information purposes. No official / regulatory value

Laps	Lap Time	Time of Day
<b>No.2 JESKO RAFFIN</b>		
1	13.110	18:21:56.865
2	12.869	18:22:09.734
3	13.133	18:22:22.867
4	13.174	18:22:36.041
5	13.123	18:22:49.164
6	13.015	18:23:02.179
7	12.801	18:23:14.980
8	13.534	18:23:28.514
9	13.327	18:23:41.841
10	12.865	18:23:54.706
11	13.021	18:24:07.727
12	13.046	18:24:20.773
13	13.471	18:24:34.244
14	13.074	18:24:47.318

Laps	Lap Time	Time of Day
<b>No.5 JOHANN ZARCO</b>		
1	12.846	18:22:01.364
2	12.861	18:22:14.225
3	13.013	18:22:27.238
4	12.782	18:22:40.020
5	12.950	18:22:52.970
6	13.085	18:23:06.055
7	12.704	18:23:18.759
8	12.942	18:23:31.701
9	13.043	18:23:44.744
10	12.860	18:23:57.604
11	12.817	18:24:10.421
12	13.009	18:24:23.430
13	12.713	18:24:36.143
14	13.221	18:24:49.364

Laps	Lap Time	Time of Day
<b>No.11 VINCENT PHILIPPE</b>		
1	13.283	18:21:59.645
2	13.204	18:22:12.849
3	13.079	18:22:25.928
4	13.572	18:22:39.500
5	19.803	18:22:59.303
6	13.588	18:23:12.891
7	13.142	18:23:26.033
8	13.040	18:23:39.073
9	13.278	18:23:52.351
10	19.663	18:24:12.014
11	15.078	18:24:27.092
12	13.504	18:24:40.596

Laps	Lap Time	Time of Day
<b>No.16 GREGG BLACK</b>		
1	14.267	18:22:02.148
2	13.104	18:22:15.252
3	13.386	18:22:28.638
4	13.060	18:22:41.698

Laps	Lap Time	Time of Day
5	13.051	18:22:54.749
6	13.106	18:23:07.855
7	13.332	18:23:21.187
8	20.824	18:23:42.011
9	13.476	18:23:55.487
10	12.806	18:24:08.293
11	13.076	18:24:21.369
12	13.461	18:24:34.830
13	17.365	18:24:52.195

Laps	Lap Time	Time of Day
<b>No.20 FABIO QUARTARARO</b>		
1	13.085	18:21:58.472
2	12.892	18:22:11.364
3	13.230	18:22:24.594
4	13.101	18:22:37.695
5	12.833	18:22:50.528
6	12.760	18:23:03.288
7	12.839	18:23:16.127
8	14.110	18:23:30.237
9	15.926	18:23:46.163
10	12.680	18:23:58.843
11	12.793	18:24:11.636
12	12.906	18:24:24.542
13	12.784	18:24:37.326
14	12.779	18:24:50.105



**SUPERPRESTIGIO**

**TEST 1 G.3 (T1-G3)**  
**Clasificación**

**Document 3**

Rnk	No.	Driver	Nation	Time	In Lap	Laps	Gap	Interv.	Make
1	75	ARENAS ALBERT		12.504	13	13			KTM
2	110	SIMEON XAVIER		12.650	11	13	0.146	0.146	SUZUKI
3	97	VIERGE XAVI		12.714	2	13	0.210	0.064	HONDA
4	87	GARDNER REMY		12.829	4	13	0.325	0.115	YAMAHA
5	111	XAUS RUBEN		12.967	2	9	0.463	0.138	TM
6	144	MAHIAS LUCAS		12.990	13	13	0.486	0.023	YAMAHA
7	94	CHECA DAVID		13.301	3	13	0.797	0.311	YAMAHA


Start Time : 15/12 - 18:55:04

Best Lap : No.75 ALBERT ARENAS

12.504

SUPERPRESTIGIO2017 15-16/12/2017

Page 1 / 1

Apex Timing 



### SUPERPRESTIGIO

### TEST 1 G.3 (T1-G3) Analysis

For information purposes. No official / regulatory value

Laps	Lap Time	Time of Day
<b>No.75 ALBERT ARENAS</b>		
1	13.322	17:55:28.376
2	13.089	17:55:41.465
3	13.172	17:55:54.637
4	12.717	17:56:07.354
5	14.039	17:56:21.393
6	12.984	17:56:34.377
7	12.993	17:56:47.370
8	15.310	17:57:02.680
9	14.539	17:57:17.219
10	12.825	17:57:30.044
11	13.604	17:57:43.648
12	12.709	17:57:56.357
13	12.504	17:58:08.861

Laps	Lap Time	Time of Day
<b>No.87 REMY GARDNER</b>		
1	13.586	17:55:31.229
2	13.038	17:55:44.267
3	13.064	17:55:57.331
4	12.829	17:56:10.160
5	12.954	17:56:23.114
6	12.933	17:56:36.047
7	12.974	17:56:49.021
8	12.997	17:57:02.018
9	12.960	17:57:14.978
10	16.181	17:57:31.159
11	13.081	17:57:44.240
12	12.951	17:57:57.191
13	12.929	17:58:10.120

Laps	Lap Time	Time of Day
<b>No.94 DAVID CHECA</b>		
1	13.815	17:55:29.221
2	13.893	17:55:43.114
3	13.301	17:55:56.415
4	13.993	17:56:10.408
5	13.934	17:56:24.342
6	13.498	17:56:37.840
7	14.263	17:56:52.103
8	14.187	17:57:06.290
9	13.641	17:57:19.931
10	13.535	17:57:33.466
11	13.386	17:57:46.852
12	14.437	17:58:01.289
13	13.772	17:58:15.061

Laps	Lap Time	Time of Day
<b>No.97 XAVI VIERGE</b>		
1	13.188	17:55:27.829
2	12.714	17:55:40.543
3	12.952	17:55:53.495
4	13.245	17:56:06.740
5	13.859	17:56:20.599

Laps	Lap Time	Time of Day
6	12.793	17:56:33.392
7	13.188	17:56:46.580
8	17.398	17:57:03.978
9	12.950	17:57:16.928
10	12.836	17:57:29.764
11	12.846	17:57:42.610
12	12.847	17:57:55.457
13	20.664	17:58:16.121

Laps	Lap Time	Time of Day
<b>No.110 XAVIER SIMEON</b>		
1	13.306	17:55:32.892
2	12.805	17:55:45.697
3	13.108	17:55:58.805
4	13.109	17:56:11.914
5	13.364	17:56:25.278
6	13.216	17:56:38.494
7	13.438	17:56:51.932
8	13.291	17:57:05.223
9	13.214	17:57:18.437
10	14.610	17:57:33.047
11	12.650	17:57:45.697
12	12.736	17:57:58.433
13	12.874	17:58:11.307

Laps	Lap Time	Time of Day
<b>No.111 RUBEN XAUS</b>		
1	13.587	17:56:24.803
2	12.967	17:56:37.770
3	13.570	17:56:51.340
4	13.285	17:57:04.625
5	13.241	17:57:17.866
6	13.400	17:57:31.266
7	13.327	17:57:44.593
8	13.750	17:57:58.343
9	15.412	17:58:13.755

Laps	Lap Time	Time of Day
<b>No.144 LUCAS MAHIAS</b>		
1	13.313	17:55:31.439
2	13.120	17:55:44.559
3	15.679	17:56:00.238
4	13.593	17:56:13.831
5	13.641	17:56:27.472
6	13.229	17:56:40.701
7	13.179	17:56:53.880
8	13.392	17:57:07.272
9	13.331	17:57:20.603
10	13.353	17:57:33.956
11	13.201	17:57:47.157
12	13.166	17:58:00.323
13	12.990	17:58:13.313





#### Clasificación

Rnk	No.	Driver	Nation	Time	In Lap	Laps	Gap	Interv.	Make
1	42	RAMIREZ MARCOS		12.241	4	13			KTM
2	31	MORALES CARMELO		12.397	9	13	0.156	0.156	HUSQVARNA
3	34	PINSACH XAVIER		12.439	6	14	0.198	0.042	HONDA
4	24	ELIAS TONI		12.578	8	13	0.337	0.139	SUZUKI
5	69	BOOTH-AMOS TOM		12.709	4	13	0.468	0.131	HONDA
6	21	DI GIANNANTONIO FABIO		12.779	3	13	0.538	0.070	ZAETA
7	52	DELBIANCO ALESSANDRO		12.794	6	13	0.553	0.015	HONDA

Start Time : 15/12 - 18:50:10

Best Lap : No.42 MARCOS RAMIREZ 12.241

SUPERPRESTIGIO2017 15-16/12/2017

Page 1 / 1

Apex Timing



### SUPERPRESTIGIO

### TEST 1 G.2 (T1-G2)

### Analysis

For information purposes. No official / regulatory value

Laps	Lap Time	Time of Day	Laps	Lap Time	Time of Day	Laps	Lap Time	Time of Day
<b>No.21 FABIO DI GIANNANTONIO</b>			6	<b>12.439</b>	17:51:39.183	12	13.353	17:52:58.704
1	13.175	17:50:35.621	7	12.551	17:51:51.734	13	15.071	17:53:13.775
2	12.932	17:50:48.553	8	12.735	17:52:04.469			
3	<b>12.779</b>	17:51:01.332	9	13.552	17:52:18.021			
4	15.676	17:51:17.008	10	12.676	17:52:30.697			
5	12.790	17:51:29.798	11	13.042	17:52:43.739			
6	13.592	17:51:43.390	12	12.859	17:52:56.598			
7	14.314	17:51:57.704	13	12.705	17:53:09.303			
8	13.425	17:52:11.129	14	12.603	17:53:21.906			
9	12.999	17:52:24.128						
10	15.723	17:52:39.851						
11	13.140	17:52:52.991						
12	13.193	17:53:06.184						
13	17.193	17:53:23.377						
<b>No.24 TONI ELIAS</b>			<b>No.42 MARCOS RAMIREZ</b>					
1	13.026	17:50:42.005	1	12.688	17:50:33.680			
2	12.830	17:50:54.835	2	16.384	17:50:50.064			
3	12.941	17:51:07.776	3	12.458	17:51:02.522			
4	13.096	17:51:20.872	4	<b>12.241</b>	17:51:14.763			
5	13.073	17:51:33.945	5	13.951	17:51:28.714			
6	13.038	17:51:46.983	6	12.493	17:51:41.207			
7	13.077	17:52:00.060	7	12.324	17:51:53.531			
8	<b>12.578</b>	17:52:12.638	8	13.889	17:52:07.420			
9	12.923	17:52:25.561	9	12.547	17:52:19.967			
10	12.891	17:52:38.452	10	15.207	17:52:35.174			
11	15.212	17:52:53.664	11	12.389	17:52:47.563			
12	13.251	17:53:06.915	12	13.307	17:53:00.870			
13	12.925	17:53:19.840	13	17.000	17:53:17.870			
<b>No.31 CARMELO MORALES</b>			<b>No.52 ALESSANDRO DELBIANCO</b>					
1	12.753	17:50:34.243	1	13.164	17:50:36.603			
2	12.815	17:50:47.058	2	12.834	17:50:49.437			
3	12.550	17:50:59.608	3	13.638	17:51:03.075			
4	13.050	17:51:12.658	4	13.061	17:51:16.136			
5	12.713	17:51:25.371	5	12.978	17:51:29.114			
6	12.659	17:51:38.030	6	<b>12.794</b>	17:51:41.908			
7	12.623	17:51:50.653	7	13.121	17:51:55.029			
8	12.494	17:52:03.147	8	13.283	17:52:08.312			
9	<b>12.397</b>	17:52:15.544	9	16.096	17:52:24.408			
10	14.769	17:52:30.313	10	13.300	17:52:37.708			
11	17.557	17:52:47.870	11	13.584	17:52:51.292			
12	12.694	17:53:00.564	12	13.493	17:53:04.785			
13	12.949	17:53:13.513	13	15.875	17:53:20.660			
<b>No.34 XAVIER PINSACH</b>			<b>No.69 TOM BOOTH-AMOS</b>					
1	13.128	17:50:35.866	1	12.962	17:50:33.243			
2	12.922	17:50:48.788	2	13.700	17:50:46.943			
3	12.766	17:51:01.554	3	13.391	17:51:00.334			
4	12.626	17:51:14.180	4	<b>12.709</b>	17:51:13.043			
5	12.564	17:51:26.744	5	13.902	17:51:26.945			
			6	13.165	17:51:40.110			
			7	12.995	17:51:53.105			
			8	13.315	17:52:06.420			
			9	12.940	17:52:19.360			
			10	12.997	17:52:32.357			
			11	12.994	17:52:45.351			









### SUPERPRESTIGIO

### TEST 1 G.1 (T1-G1)

#### Clasificación

Document 1

Rnk	No.	Driver	Nation	Time	In Lap	Laps	Gap	Interv.	Make
1	5	ZARCO JOHANN		12.523	4	14			YAMAHA
2	2	RAFFIN JESKO		12.584	13	13	0.061	0.061	SUZUKI
3	20	QUARTARARO FABIO		12.633	12	13	0.110	0.049	SUZUKI
4	16	BLACK GREGG		12.803	12	13	0.280	0.170	SUZUKI
5	11	PHILIPPE VINCENT		13.089	13	13	0.566	0.286	SUZUKI
<b>Not Classified</b>									
	15	RIBALTA DANI		No Time					HONDA

Start Time : 15/12 - 18:45:05

Best Lap : No.5 JOHANN ZARCO

12.523

SUPERPRESTIGIO2017 15-16/12/2017

Page 1 / 1

Apex Timing 



### SUPERPRESTIGIO

### TEST 1 G.1 (T1-G1)

### Analysis

For information purposes. No official / regulatory value

Laps	Lap Time	Time of Day
<b>No.2 JESKO RAFFIN</b>		
1	13.128	17:45:30.107
2	13.043	17:45:43.150
3	12.757	17:45:55.907
4	19.313	17:46:15.220
5	13.114	17:46:28.334
6	13.106	17:46:41.440
7	12.919	17:46:54.359
8	12.983	17:47:07.342
9	12.640	17:47:19.982
10	12.703	17:47:32.685
11	12.670	17:47:45.355
12	12.591	17:47:57.946
13	12.584	17:48:10.530

Laps	Lap Time	Time of Day
<b>No.5 JOHANN ZARCO</b>		
1	13.150	17:45:31.947
2	12.892	17:45:44.839
3	13.059	17:45:57.898
4	12.523	17:46:10.421
5	12.672	17:46:23.093
6	13.019	17:46:36.112
7	12.614	17:46:48.726
8	12.726	17:47:01.452
9	13.020	17:47:14.472
10	12.579	17:47:27.051
11	12.704	17:47:39.755
12	12.683	17:47:52.438
13	12.610	17:48:05.048
14	12.587	17:48:17.635

Laps	Lap Time	Time of Day
<b>No.11 VINCENT PHILIPPE</b>		
1	14.911	17:45:33.362
2	13.629	17:45:46.991
3	13.277	17:46:00.268
4	13.616	17:46:13.884
5	13.131	17:46:27.015
6	15.128	17:46:42.143
7	13.471	17:46:55.614
8	13.371	17:47:08.985
9	13.849	17:47:22.834
10	13.201	17:47:36.035
11	16.842	17:47:52.877
12	13.217	17:48:06.094
13	13.089	17:48:19.183

Laps	Lap Time	Time of Day
<b>No.16 GREGG BLACK</b>		
1	13.330	17:45:29.453
2	13.139	17:45:42.592
3	13.194	17:45:55.786
4	12.933	17:46:08.719

Laps	Lap Time	Time of Day
5	14.733	17:46:23.452
6	12.977	17:46:36.429
7	13.040	17:46:49.469
8	12.833	17:47:02.302
9	12.966	17:47:15.268
10	17.553	17:47:32.821
11	14.174	17:47:46.995
12	12.803	17:47:59.798
13	13.024	17:48:12.822

Laps	Lap Time	Time of Day
<b>No.20 FABIO QUARTARARO</b>		
1	12.956	17:45:30.984
2	14.413	17:45:45.397
3	12.975	17:45:58.372
4	13.098	17:46:11.470
5	12.849	17:46:24.319
6	12.747	17:46:37.066
7	12.985	17:46:50.051
8	15.153	17:47:05.204
9	12.693	17:47:17.897
10	12.713	17:47:30.610
11	12.933	17:47:43.543
12	12.633	17:47:56.176
13	12.744	17:48:08.920

